

# 鑫苑物業服務集團有限公司

Xinyuan Property Management Service (Cayman) Ltd.

(Incorporated in the Cayman Islands with limited liability)

Stock code : 1895





# CONTENTS

2	Corporate Information
4	Honours and Awards
6	Chairman’s Statement
10	Management Discussion and Analysis
35	Directors and Senior Management
43	Corporate Governance Report
62	Report of the Directors
97	Independent Auditor’s Report
107	Consolidated Statement of Profit or Loss and Other Comprehensive Income
108	Consolidated Statement of Financial Position
110	Consolidated Statement of Changes in Equity
111	Consolidated Statement of Cash Flows
113	Notes to the Consolidated Financial Statements
234	Financial Summary





## CORPORATE INFORMATION

### EXECUTIVE DIRECTORS

Mr. SHEN Yuan-Ching (*Chairman of the Board*)

Mr. FENG Bo

Mr. WANG Yong (*Chief Financial Officer*)

### NON-EXECUTIVE DIRECTOR

Mr. TIAN Wenzhi

### INDEPENDENT NON-EXECUTIVE DIRECTORS

Mr. LI Yifan

Mr. LING Chenkai

Mr. LAN Ye

Ms. ZHAO Xia (appointed on 8 April 2024)

### AUDIT COMMITTEE

Mr. LI Yifan (*Chairman*)

Mr. LAN Ye

Ms. ZHAO Xia

(appointed on 8 April 2024)

Mr. LING Chenkai

(ceased to be a member on 8 April 2024)

### REMUNERATION COMMITTEE

Mr. LING Chenkai (*Chairman*)

Mr. LI Yifan

Mr. SHEN Yuan-Ching

### NOMINATION COMMITTEE

Mr. SHEN Yuan-Ching (*Chairman*)

Mr. LAN Ye

Mr. LING Chenkai

### COMPANY SECRETARY

Mr. TSO Ping Cheong Brian

*FCPA, FCCA, FCG (CS, CGP), HKFCG (CS, CGP)*

### AUTHORIZED REPRESENTATIVES

Mr. SHEN Yuan-Ching

Mr. TSO Ping Cheong Brian

*FCPA, FCCA, FCG (CS, CGP), HKFCG (CS, CGP)*

### REGISTERED OFFICE IN THE CAYMAN ISLANDS

P.O. Box 309, Ugland House

Grand Cayman, KY1-1104

Cayman Islands

### PRINCIPAL PLACE OF BUSINESS IN HONG KONG

Unit B, 17/F., United Centre

95 Queensway, Admiralty

Hong Kong

### CORPORATE HEADQUARTER

3/F., International Living Clubhouse

18 Xiuyuan Road

Jinshui District

Zhengzhou City

Henan Province, PRC

### CAYMAN ISLANDS SHARE REGISTRAR AND TRANSFER OFFICE

Tricor Services (Cayman Islands) Limited

Third Floor, Century Yard

Cricket Square, P.O. Box 902

Grand Cayman, KY1-1103

Cayman Islands

### HONG KONG BRANCH SHARE REGISTRAR

Tricor Investor Services Limited

17/F, Far East Finance Centre

16 Harcourt Road

Hong Kong

### LEGAL ADVISERS

*As to Hong Kong law:*

SIDLEY AUSTIN

39/F, Two Int'l Finance Centre

Central, Hong Kong





## CORPORATE INFORMATION

**PRINCIPAL BANKERS**

China Everbright Bank  
 (Zhengzhou Dongfeng Branch)  
 58 Jingsan Road, Jinshui District  
 Zhengzhou City  
 Henan Province, PRC

Bank of China  
 (Zhengzhou Mianfang East Road Branch)  
 1/F., Xinyuan International City Garden  
 66 Mianfang East Road, Erqi District  
 Zhengzhou City  
 Henan Province, PRC

China Everbright Bank  
 (Zhengbian Road Zhengzhou Branch)  
 Zheng Bian Road & Ying Xie Road Junction  
 Zhengzhou City  
 Henan Province, PRC

Bank of Zhengzhou  
 (Zhengzhou Weier Road Branch)  
 8-3 Weier Road, Jinshui District  
 Zhengzhou City  
 Henan Province, PRC

Huaxia Bank (Zhengzhou Branch)  
 29 Shangwu Waihuan Road  
 Zhengzhou City  
 Henan Province, PRC

Huaxia Bank (Zhengzhou Nongye Road Branch)  
 Nongye Road and Dongming Road Intersection  
 Zhengzhou City  
 Henan Province, PRC

**AUDITOR**

Moore CPA Limited  
 801–806 Silvercord, Tower 1  
 30 Canton Road  
 Tsimshatsui, Kowloon  
 Hong Kong

**OVERSEAS BANKER**

Industrial and Commercial Bank of China  
 (Asia) Limited (Queen's Road Central Branch)  
 Basement, G/F and 1/F  
 Nos. 122–126 Queen's Road  
 Central, Hong Kong

**STOCK CODE**

1895

**COMPANY WEBSITE ADDRESS**

[www.xyphk.com](http://www.xyphk.com)





# HONOURS AND AWARDS





# HONOURS AND AWARDS





# CHAIRMAN'S STATEMENT

Dear Shareholders,

Thank you for your continued support for Xinyuan Property Management Service (Cayman) Ltd. (the "**Company**" or "**Xinyuan Service**", and together with its subsidiaries, the "**Group**"). On behalf of the board of directors (the "**Board**"), I hereby present the 2023 annual report.

This past year was a year of consolidation for Xinyuan Service. We completed our work on 10XIN5, a strategic development plan for the next five years of the Company that will reform the organisation from a single-core to a multi-core business. We developed an innovative solution to address legacy issues concerning related parties, providing a model for industry peers to handle similar issues. With growth of scale as our core strategy, diversification and technology as supporting strategies, our three development curves have become more defined and mature, bringing the Company back to a path of robust growth.

In 2023, Xinyuan Service identified high quality as its key point, "scale of growth, compliant development, technology empowerment, ecosystem construction" as its core areas, "expanding scale of management services, building ecosystems for scenario services, creating value for scenario technology" as its three major aspects of development. In the face of a general industry reversal, we managed to achieve robust growth in our overall performance, fully demonstrating the resilience of the Company's development.

In terms of scale of growth, we built on our traditional strengths in comprehensive engagement and expansion and focused on high quality growth. We made further adjustments and upgrade to the organisation of our investment and expansion team, developed a "four-wheel drive" model consisting of "joint venture partnerships, market-oriented tenders, comprehensive expansion, localised deep cultivation", and improved our investment and expansion marketisation funnel model. Scale of our marketisation expansion for the year grew by 42% over the past year.

In terms of compliant development, the Board and the independent investigation committee identified compliant development as our absolute limit and actively addressed and resolved legacy issues. Loss of the Company's funds were compensated by various ways such as with assets of related parties. Meanwhile, we considered the advice from professional firms and actively rectified and optimised the Company's internal control system. After a year of effort, the Company has become more independent in our operations and the Company's internal control system has improved, and we have rectified all internal control deficiencies identified through the assessment of the professional firms.

In terms of technology empowerment, we are committed to offering a pleasant lifestyle as a metaverse ecosystem construction and service provider within the larger property management sector. We focused on building core technological capabilities and our independently developed Xin Meta industrial metaverse platform achieved a breakthrough in zero-code 3D modeling technology, empowering our frontline property staff with model-building capability, thus achieving a perfect integration of digital twinning with our business platform. We shared our case of Xin Meta industrial metaverse platform in the real estate trade show held in October 2023 to wide attention and recognition of our industry peers.







## CHAIRMAN'S STATEMENT

To date, we have obtained qualifications as an innovative small and medium-sized enterprise, a national high-tech small and medium-sized enterprise, dual-soft certification, and a high-tech enterprise, and have been granted 13 software copyrights and 20 invention patents by the China National Intellectual Property Administration. Equipped with both soft and hard power, we have built a solid foundation for a transition to new quality productivity.

In terms of ecosystem construction, we continued to innovate on our established business models. In 2023, we focused on data-driven operations for community value-added services to break through the bottleneck posed by the lack of effectiveness in using traditional data from multiple streams to support business operations. We focused on property + life services and utilised digital technology to redefine the traditional business model for direct drinking water machines. We continued to tap consumption potential of our communities and developed the "Xin Marketplace", a new "online and offline" model integrating "street-level economy" of our communities, our online platform and community merchants, to complete the transition from a traditional model of "people searching for goods" to a data-driven model of "goods finding people".

Moreover, we maintained robust growth in operating performance, basic services and brand building. In the process of our development, we also continued to innovate and break new ground.

In terms of operating performance, despite facing pressure from both the impact of the continuous property downturn on our industry and provisions for bad debt from certain connected transactions, our performance has returned to robust growth. GFA under management, business revenue and gross profit increased by 9.4%, 9.2% and 5.2% respectively over the past year. In particular, revenue from our basic property services demonstrated sustained resilience with a growth of 7.2% over the past year, and it has consistently maintained positive robust growth since our listing even under the impact of the pandemic and changes in the development and environment of our industry.

In terms of basic services, in 2023, the Group continued to promote the implementation of Xinyuan Service 4.0, further enhancing our service capabilities for various business types. We maintained our service commitments to quality, warmth and humanism, conducted four major quality improvement and management projects with the themes of "Spring into Action", "Colours of Summer", "A Plentiful Autumn" and "Warmth of Winter", organised over 4,000 sunshine cultural events, and achieved a satisfaction score of 93.2 from property owners.

In terms of brand building, in 2023, we developed a more clustered brand matrix so that the characteristics of each brand is more distinct and prominent. Management services focused more on service reputation and operational efficiency, scenario services focused on convenience and quality, and scenario technology focused on transformation and empowerment of new quality productivity.





## CHAIRMAN'S STATEMENT

Meanwhile, our distinctive model of being led by party building has becoming more prominent and our industrial influence has further expanded. We focused on community governance tough spots, developed an innovative “led by party building + grid-style management + metaverse empowerment + precision services” Tong Xin Yuan (同鑫圓) service model, constructed the Xinyuan community metaverse management platform and Xin Fire community platform, thus facilitating a new development for grassroots management led by party building with grid-style management.

In 2023, Xinyuan Services had 100% party organisation coverage, established 200 party member model positions, set up 1000 party member responsibility areas, paired up to assist over 8,000 solitary elders, conducted 11,000 volunteer service instances, organised red culture activities with 12,000 participation instances, and completed 127 civil works in areas such as community vehicle and pedestrian segregation, new energy vehicle charging piles installation, community municipal river management, and transformation of unused community spaces into leisure activity areas for residents. Red warmth accurately covered thousands of households and facilitated quality upgrade of community governance.

With rapid development through capitalisation in the rearview mirror, along with changes in the development environment, the property industry has returned to the theme of quality development. Strengthening foundation and robust growth are now the dominant trends of the industry's development. Meanwhile, new quality productivity transformation and upgrade, as proposed by China's government, will have a deep impact on the industry's future development. Driven by new quality productivity, every industry will experience a leap in the development of quality.

The Group will remain committed to high quality development, maintain discipline and achieve robust growth with a close focus on our three curves, to maintain robust growth in scale of our management services, develop our position in scenario services ecosystems, and empower new quality productivity development of the industry with scenario technology.

The first curve: expanding scale of management services. Maintaining robust and rapid growth of scale and building on our foundations is the only way for us to achieve effect of scale for our management business and continue to innovate our services and businesses. Maintaining positive business growth is the only way for us to guarantee sustained quality services and create a win-win scenario for the living experience of property owners and growth in business and performance of the Company.

The second curve: building ecosystems for scenario services. We will work on empowerment with a focus on community lifestyle services scenarios and establish ecosystems connecting community interior with exterior businesses. We will focus on three major aspects of “assets + space + people” to conduct in-depth development of our position in the vertical chain of community services and facilitate the transition from tradition business-driven to data-driven, and complete the transformation from “people searching for goods” to “goods finding people” for lifestyle services.





## CHAIRMAN'S STATEMENT

The third curve: creating value for scenario technology. Building on empowerment for internal operating efficiency, we will work on empowerment for new quality productivity of the industry, build industry-level technological industry empowerment platforms, provide a full range of services from technology platforms to operational support, and offer the industry with complete solutions for data-driven operations.

Finally, on behalf of the Board, I would like to extend my sincere gratitude to the directors, management and our entire staff for their unity, commitment and dedication in contributing to our development in a challenging environment. I would also like to express my heartfelt thanks to all our shareholders, business partners, property owners, customers and partners for their long-term trust in and support for our Group.

**SHEN Yuan-ching**

*Chairman of the Board*

28 March 2024





# MANAGEMENT DISCUSSION AND ANALYSIS

## BUSINESS REVIEW

### Overview

The Group is a comprehensive property management service provider with extensive influence and robust operations. In 2023, the Group focused on driving growth through three lines of scale expansion of management services, ecological construction of scenario services and value development of scenario technology. The Group upgraded its strategic planning, remodeled its organisation, optimised its talent structure, strengthened its expansion team, developed innovative business strategies, conducted digital transformation, and achieved robust growth in its overall performance.

In terms of management services, we focused on high-quality growth of scale. We remodeled our investment and expansion team, refined incentives, improved our investment and expansion funnel model, and devoted efforts across various business types including residential properties, commercial and office properties, public infrastructure and urban services. In 2023, the Group's contracted GFA increased by 5.20 million sq.m., and GFA under management increased by 3.25 million sq.m.. As at 31 December 2023, the Group offered property management services across 50 cities in the PRC to over 200,000 families, with contracted GFA of 55.3 million sq.m., representing an increase of 9.1% as compared to 50.7 million sq.m. as at 31 December 2022, and GFA under management of 34.4 million sq.m., representing an increase of 9.4% as compared to 31.4 million sq.m. 31 December 2022.

In terms of scenario services, we leveraged our own strengths and community lifestyle service scenarios to offer more in-depth and comprehensive services within the community, and gradually expanded our coverage outwards. We explored ecological partnerships to create a data-driven transition from the traditional model of people searching for goods to goods finding people. We devoted efforts to develop multiple aspects, including asset management, space management, retail services and delivery services. We accurately analysed customer needs by integrating online scenario applications with digital operations. We focused on strategic business development to satisfy demand for essential and high-frequency services that span the entire term of ownership and comprehensively cover community living scenarios. For example, we have been developing a 千萬寶貝 series of products, including R&D of direct drinking water machines and self-operated business models, leading to the launch of our 存多億 business, driving an increase of 24% in revenue from sales of purified water.

In terms of scenario technology, the Group is committed to real estate and property management digitalisation as well as smart municipal services. We built an innovative Xin Meta metaverse community platform and completed the integration of digital twins with these platforms. We continued to advance the iterative upgrade of application systems for property management scenarios, deeply integrating digitalisation with business operations for empowerment, cost reduction and efficiency enhancement. We completed the development and launch of our project for direct delivery of drinking water, 17 smart car parking space remodeling projects, 11 smart electricity metre remodeling projects and 31 charging pile projects. Revenue from charging services increased by 31% and revenue from temporary parking increased





## MANAGEMENT DISCUSSION AND ANALYSIS

by 17% as compared to the previous year. We continued to build core technological capabilities and have been recognised as innovative small and medium-sized enterprises, national high-tech SMEs, dual-soft certification, and high-tech enterprises, and have been granted 13 software copyrights and 20 invention patents by the National Intellectual Property Administration.

Meanwhile, the Group built a Xinyuan Community Metaverse Management Platform based on an innovative model “led by party building + grid-style management + metaverse empowerment + precision services”, facilitating a new development for grassroots management led by party building with grid-style management.

In 2023, the Group’s brand influence continued to increase. Our honours include “Top 100 Chinese Property Service Companies in 2023” (ranked 15) and “Top Chinese Property Service Companies for High Customer Satisfaction in 2023” awarded by the China Index Academy, “Top 100 Chinese Property Service Companies in Overall Strength in 2023” and “Top 100 Chinese Property Service Companies in Brand Influence in 2023” (ranked 14) awarded by CPM Think Tank and China Property Management Institute, and “Top 100 Chinese Property Service Companies in 2023” awarded by CRIC Property Management and China Property Management Research Institute.

### Property Management Services

#### Commitment to quality development

In 2023, the Group enhanced its expansion model and team and established a model with joint venture partnerships, market-oriented tenders, comprehensive expansion and localised deep cultivation as four wheels, based on which we achieved sustained expansion from residential types to non-residential types such as public infrastructure, commercial and office buildings and urban services. During the year, the Group had 45 comprehensive engagement projects with GFA of 5.2 million sq. m., representing a growth of 42% over the previous year.

As at 31 December 2023, we provided property management services and value-added services in 50 cities in the PRC. Contracted GFA was approximately 55.3 million sq.m. from a total of 288 contracted properties, while GFA under management amounted to approximately 34.3 million sq.m. from a total of 218 properties under management.





## MANAGEMENT DISCUSSION AND ANALYSIS

The following table sets out our contracted GFA and GFA under management as at the dates indicated:

	Year ended 31 December			
	2023		2022	
	Contracted GFA '000 sq.m.	GFA under management '000 sq.m.	Contracted GFA '000 sq.m.	GFA under management '000 sq.m.
At the beginning of the year	50,705	31,399	63,036	37,410
Addition <sup>(1)</sup>				
Xinyuan Real Estate Group	127	1,340	160	504
Third parties	5,073	1,908	3,501	2,750
Cessation <sup>(2)</sup>	563	302	15,992	9,265
At the end of the year	55,342	34,345	50,705	31,399

Notes:

- (1) These new contracts mainly consist of advance management contracts for new properties developed by property developers, and property management service contracts with residential communities in replacing their former property management service providers, and contracts in relation to new mergers and acquisitions.
- (2) Cessation includes certain property management service contracts which we opted not to renew due to our reallocation of resources to contracts with higher profitability in order to optimise our property management portfolio.

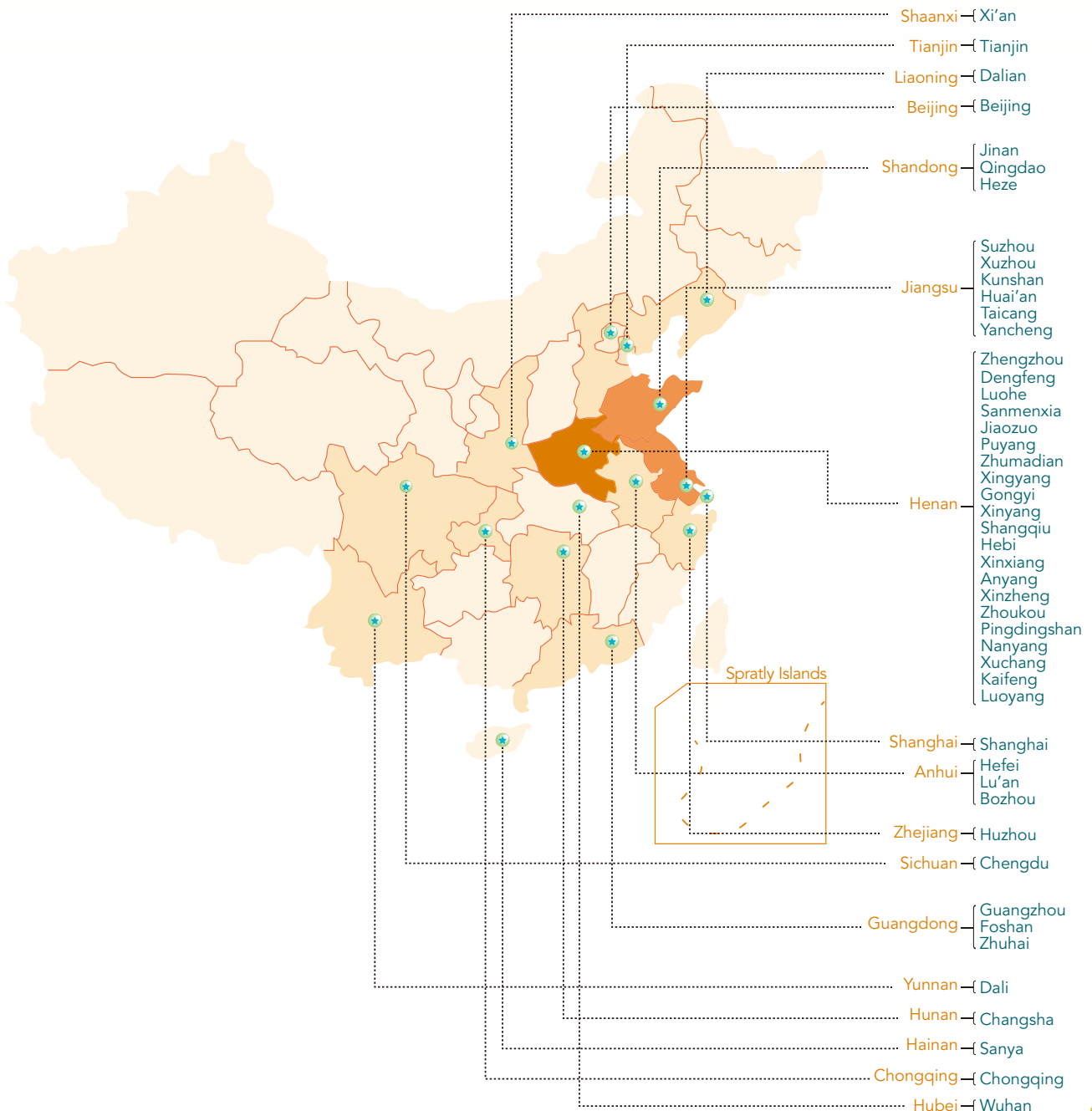




## MANAGEMENT DISCUSSION AND ANALYSIS

### Our geographical coverage

In 2023, we continued to optimise our “1+4+N” regional strategy, focusing on deep cultivation of the Central China region, devoting efforts in the development of our presence in the YRD and BRD regions, and achieving breakthroughs in the Southwest China and Southern China regions. As of 31 December 2023, our geographical coverage has expanded from Zhengzhou to 50 cities across the PRC.





## MANAGEMENT DISCUSSION AND ANALYSIS

The following table sets out our GFA under management as at the dates indicated and a breakdown of revenue from property management services by geographical region for the years ended 31 December 2023 and 2022:

	Year ended 31 December					
	2023			2022		
	GFA	Revenue	Percentage	GFA	Revenue	Percentage
	0'000 sq.m.	RMB'000	%	0'000 sq.m.	RMB'000	%
Central China <sup>(1)</sup>	1,903	282,941	53	1,717	276,228	55
Yangtze River Delta <sup>(2)</sup>	377	128,530	24	360	116,763	24
Greater Southwest <sup>(3)</sup>	795	69,015	13	736	70,143	14
Bohai Economic Rim <sup>(4)</sup>	337	18,074	3	311	14,872	3
Greater Bay Area <sup>(5)</sup>	23	36,231	7	16	18,444	4
<b>Total</b>	<b>3,435</b>	<b>534,791</b>	<b>100</b>	<b>3,140</b>	<b>496,450</b>	<b>100</b>

## Notes:

These regional designations may overlap with strict geographical region definitions.

- (1) Includes cities located in Henan province.
- (2) Includes cities located in Jiangsu, Anhui, Shandong and Zhejiang provinces and Shanghai municipality.
- (3) Includes cities located in Sichuan, Yunnan and Shaanxi provinces and Chongqing municipality.
- (4) Includes cities located in Shanxi, Liaoning and Hebei provinces, Beijing and Tianjin municipalities.
- (5) Includes cities located in Hainan, Hunan and Guangdong provinces.







## MANAGEMENT DISCUSSION AND ANALYSIS

### Robust growth of scale

The Group maintains a robust and high quality growth strategy. In 2023, the Group established an expansion model with market-oriented development as core body and quality services and informatisation as two wings. Based on this model, the Group achieved growth of scale through sustained expansion and evolution from managing new assets to stock assets, and from residential property types to non-residential property types, through a diverse range of cooperation models, including joint venture partnerships, market-oriented tenders, comprehensive expansion, localised deep cultivation, as well as stock asset cooperations with owner committees, governments and enterprise units based on the red property construction policy.

In terms of our expansion model, the Group conducted localised deep cultivation in four major development zones, namely Central China, Southern China, Eastern China and Northern China. Successful management of benchmark projects have contributed to a sound reputation and brand influence in the regional service industry, while enhanced cooperation with ancillary resources has yielded positive results. As at 31 December 2023, the Group's GFA under management and contracted GFA for properties developed by third parties accounted for 53% and 60% respectively.

A breakdown of our GFA under management and percentage of revenue from property management services by developer type as at 31 December 2023 is as follows:

	Year ended 31 December					
	2023			2022		
	GFA	Revenue	Percentage	GFA	Revenue	Percentage
	0'000 sq.m.	RMB'000	%	0'000 sq.m.	RMB'000	%
Xinyuan Real Estate Group <sup>(1)</sup>	1,617	369,735	69	1,483	345,517	70
Third parties <sup>(2)</sup>	1,818	165,056	31	1,657	150,933	30
<b>Total</b>	<b>3,435</b>	<b>534,791</b>	<b>100</b>	<b>3,140</b>	<b>496,450</b>	<b>100</b>

Notes:

- (1) Xinyuan Real Estate Co., Ltd. (the ultimate holding company of the Company) and its subsidiaries are collectively referred to as Xinyuan Real Estate Group. Includes properties solely developed by Xinyuan Real Estate Group.
- (2) Refers to properties developed by third parties independent of Xinyuan Real Estate Group as well as government entities, enterprise business units and property owners committees.





## MANAGEMENT DISCUSSION AND ANALYSIS

**Diversified property management portfolio**

We manage both residential and non-residential properties. Currently, our non-residential properties under management spans offices, commercial complexes, industrial parks, business parks, schools, and public buildings. While revenue from residential properties accounted for and will continue to account for a large portion of our revenue, we strive to diversify our services to cover properties of different types.

In 2023, the Group's non-residential types further expanded, as we secured the Zhengzhou Airport Zone Taigeli project, the Zhengzhou Zhengdong New District FoxConn new business headquarters, Anyang Tangyin Jiangzhe Central Square, the Nanyang Airport project, Jinmei Taihang Tourism and Vacation Zone Phase I, the Shentong Logistics Park project and the Nanyang Xinye Smart Energy Industrial Park, demonstrating the growth in our capability in managing a diverse range of property types.

A breakdown of our revenue generated from property management services of developed properties by property type for the years ended 31 December 2023 and 2022 is as follows:

	Year ended 31 December					
	GFA 0'000 sq.m.	2023 Revenue RMB'000	Percentage %	GFA 0'000 sq.m.	2022 Revenue RMB'000	Percentage %
Residential properties	2,421	423,336	79	2,233	399,616	80
Non-residential properties	1,014	111,455	21	907	96,834	20
Total	3,435	534,791	100	3,140	496,450	100

**Value-added services**

In 2023, the Group focused on in-depth business adjustment and strategic positioning of asset management, space management, retail services and delivery services. We accurately analysed customer needs by integrating online scenario applications with digital operations, and accordingly developed various innovative business models which have achieved preliminary success.





## MANAGEMENT DISCUSSION AND ANALYSIS

We established Jushu Decoration for home decoration business, aiming to establish a one-stop comprehensive home service provider which is focused on lifestyle items, delivery of interior furnishing and conducting hardware renovation for new homes, renewal of old homes and remodeling homes with elderly facilities, all of which emphasises maximum satisfaction of the needs of the owners. For delivery services, we integrate our Xinyi Better Life brand, our Xiaoxin Mall online operations and data from Jushu Decoration to create a professional, standardised, and efficient domestic service industry ecosystem covering the entire industry chain. For retail services, we focus on offering lifestyle services for owners by connecting with ancillary resources. Our purified water business is a fully electronic process covering the entire industrial process from selection of quality water source, high-quality water production, rapid logistics distribution, to our community smart water stations for the last mile delivery to the doorstep, all accomplished with the click of a button. Our Xiaoxin Market offers comprehensive coverage of apparel, food, housing, transportation and daily necessities for residents, connecting them with manufacturers and producers, cutting out the middleman and passing the savings to owners, thus achieving efficiency in both services and operations.

The following table sets out the breakdown of the revenue from community value-added services for the years ended 31 December 2023 and 2022:

Value-added services	Year ended 31 December			
	2023		2022	
	RMB'000	%	RMB'000	%
Revenue from third party services <sup>(1)</sup>	17,090	15	17,167	16
Space resources management <sup>(2)</sup>	54,544	47	53,086	49
Domestic living services <sup>(3)</sup>	44,218	38	37,292	35
<b>Total</b>	<b>115,852</b>	<b>100</b>	<b>107,545</b>	<b>100</b>

Notes:

- (1) Profit is derived from paid utilities using the cost-plus method.
- (2) We collect a pre-agreed fee for public space resource management.
- (3) Profit is derived from the sales of daily necessities, provision of household living services and provision of customised services (such as floor heating maintenance services and application and installation of electric vehicle charging station services) which are conducted through our Xiaoxin Best Choice mobile application.

### Pre-delivery and consulting services

Leveraging on the Group's professional property management experience of 25 years, we offer tailored pre-delivery and consulting services to property developers to help enhance the competitiveness of the property development.



## MANAGEMENT DISCUSSION AND ANALYSIS

Pre-delivery services include providing sales assistance services, for instance (i) property sales venue management services; and (ii) property sales venue warm-up services to property developers at the pre-delivery stage of the relevant property or when the property is put onto the market for sale. Consulting services include (i) advising property developers at the early and construction stages of a property on project planning, design management and construction management to enhance its functionality, comfort and convenience; and (ii) intermediary and management services provided to property developers for unsold properties.

The following table sets out the breakdown of the revenue from pre-delivery and consulting services for the years ended 31 December 2023 and 2022:

Pre-delivery and consulting services	Year ended 31 December			
	2023		2022	
	RMB'000	%	RMB'000	%
Xinyuan Real Estate Group	14,835	61	38,396	80
Third parties	9,497	39	9,805	20
Total	24,332	100	48,201	100

### Property engineering services

Property engineering services include the provision of firefighting, intelligent engineering, landscaping engineering and preliminary smart neighbourhood planning engineering and construction services, as well as additional installation of elevators, remaking facade and other renewal and remaking engineering services for stock properties.

In 2023, the Group's overall revenue from engineering services increased by 118% as compared to the previous year.

Property engineering services	Year ended 31 December			
	2023		2022	
	RMB'000	%	RMB'000	%
Xinyuan Real Estate Group	55,657	75	32,711	95
Third parties	18,974	25	1,591	5
Total	74,631	100	34,302	100



## MANAGEMENT DISCUSSION AND ANALYSIS

### PROSPECTS

The Group is committed to offering a pleasant lifestyle as a metaverse-augmented service provider within the larger property management sector. In developing our businesses, we will continue to focus on the larger property management sector. Data driven operations will enable deep integration of technology and business, while the use of digital twins will allow the creation of new scenarios for digitally empowered properties. We will continue to focus on growth and upgrade through three lines of management services, scenario services and scenario technology, enhance features that we have developed, in order to achieve sustained growth in both operation efficiency and business scale.

#### I. Management services

Our management services are grounded in scalability. In terms of property services, we aim to extend from residential types to non-residential types and urban services, gradually expanding from property services to commercial management and asset management services, thus systematically building a comprehensive property management service system.

In terms of basic services, we will focus on the real needs of our customers to strengthen services as our foundation. We will continue to improve service experience and strengthen service and brand recognition. At the same time, we will enrich and expand our service offerings, optimise service standards across a broad spectrum of business types and sectors, strengthen and refine management and service capabilities, in order to improve operational and management efficiency. Regarding scalability and expansion capabilities, we will optimise our expansion model and strengthen our expansion team. Building on our existing comprehensive engagement expansion model, we will innovate a wide range of cooperations, expanding from new projects to stock management, from residential types to non-residential types, and from partnerships with developers to cooperations for urban redevelopment, state-owned enterprise stock management, public institution projects and industrial parks. By expanding our cooperative channels, we will be able to develop a multi-engine driven model of expansion.

#### II. Scenario services

For scenario services, we will progressively build a community services ecosystem. Our focus will be on empowerment based on community lifestyle services scenarios. We will develop a comprehensive strategy to offer a vertical chain of community services based on three aspects of "assets + space + people". The transformation from being driven by traditional business models to being data-driven, particularly for lifestyle services, will facilitate a transition from "customers searching for products they need" to "products being offered to customers who need them".

In terms of asset management, our focus will be on managing stock assets and destocking capabilities. We will innovate business models to consolidate internal and external resources to allow assets to maintain their premium and realise their value.





## MANAGEMENT DISCUSSION AND ANALYSIS

In terms of space management, we will leverage digital technology empowerment to strengthen spatial asset revitalisation, consolidation and utilisation efficiency. Further, we will continue to build on traditional space management and innovate business models, so as to raise resource utilisation efficiency.

In terms of services for people, we will focus on the demand for community services spanning the entire term of ownership to offer private customised services targeted at different customer groups. We will focus on areas such as community elderly care, household services, lifestyle services, retail, dining, and vehicle charging with a goal to establish an ecosystem of community services.

### III. Scenario technology

We will expand from internal empowerment to external empowerment as we look to explore a new tech + larger property management business integration model. As we conduct empowerment of internal businesses, we will rapidly build our industry empowerment capabilities and transition from an internal solution provider to an industry solution provider.

Building on the traditional task of cost reduction and efficiency improvement, we will focus on combining specific community scenarios with technology and leveraging technology empowerment to desensitise and refine complex data for analysis to uncover new demand and scenarios. Further, technology empowerment will enable us to satisfy the diverse demands of owners and enhance both basic services and community lifestyle services.

In the process of empowering internal operations, we will also develop our own unique approach to industrial development. We will develop a comprehensive business strategy focusing on a broad spectrum of real estate products, a metaverse for the community services industry, IoT equipment, urban services and industrial services. As we consolidate our own resources and capabilities, we will also actively collaborate with leading companies in segmented fields to expand into new business markets together.





## MANAGEMENT DISCUSSION AND ANALYSIS

## FINANCIAL REVIEW

## Revenue

For the year ended 31 December 2023, the Group recorded revenue of approximately RMB749.6 million (corresponding period in 2022: approximately RMB686.5 million), representing an increase of approximately 9.2% as compared to the corresponding period last year.

The Group's revenue was derived from four major business, (i) property management services; (ii) value-added services; (iii) pre-delivery and consulting services; and (iv) property engineering services:

	Year ended 31 December			
	2023		2022	
	Revenue RMB'000	Percentage %	Revenue RMB'000	Percentage %
Property management services	534,791	71.3	496,450	72.3
Value-added services	115,852	15.5	107,545	15.7
Pre-delivery and consulting services	24,332	3.2	48,201	7.0
Property engineering services	74,631	10.0	34,302	5.0
<b>Total</b>	<b>749,606</b>	<b>100.0</b>	<b>686,498</b>	<b>100.0</b>

## Gross profit and gross profit margin

The following table sets forth a breakdown of gross profit and gross profit margin by business lines for the periods indicated:

	2023		2022	
	RMB'000	%	RMB'000	%
Property management services	156,118	29.2	148,667	29.9
Value-added services	64,002	55.2	61,331	57.0
Pre-delivery and consulting services	4,915	20.2	17,569	36.4
Property engineering services	16,239	21.8	1,753	5.1
	<b>241,274</b>	<b>32.2</b>	<b>229,320</b>	<b>33.4</b>



## MANAGEMENT DISCUSSION AND ANALYSIS

The Group's gross profit for the year amounted to RMB241.3 million, representing an increase of 5.2% over RMB229.3 million in 2022. Gross profit margin decreased to 32.2% from approximately 33.4% in 2022.

Gross profit margin of property management services was 29.2%, representing a decrease of 0.7 percentage points as compared to 29.9% in 2022. The decrease in gross profit margin for property management services was mainly due to lower gross profit margin from new public infrastructure type property management services.

Gross profit margin of value-added services was 55.2%, representing a decrease of approximately 1.8 percentage points as compared to 57.0% in 2022, mainly due to the increase in promotion and staff costs for household lifestyle services.

Gross profit margin of pre-delivery and consulting services was 20.2%, representing a decrease of approximately 16.2 percentage points as compared to 36.4% in 2022. The lower gross profit margin for pre-delivery and consulting services was due to a decrease in sales assistance services for assets such as car parking spaces, which offer higher gross profit margins.

Gross profit margin for property engineering services was 21.8%, representing an increase of approximately 16.7 percentage points as compared to approximately 5.1% in 2022. The increase in gross profit margin for property engineering services was mainly due to the effective control of construction costs.

### Administrative expenses

The Group's administrative expenses for the year amounted to RMB100.2 million, representing an increase of 43.3% as compared to RMB69.9 million in 2022, also representing 13.4% of revenue (2022: representing 10.2% of revenue). The increase was mainly due to the increase in listing and resumption fees.

### Other income

The Group's other income for the year amounted to RMB8.0 million, representing a decrease of 71.2% as compared to RMB27.8 million in the previous year. The decrease was primarily attributable to the decrease in current interest income.

### Income tax expense

The Group's income tax expense for the year amounted to RMB40.8 million, representing an increase of RMB3.9 million as compared to RMB36.9 million in the previous year. The increase in income tax for the year was mainly attributable to the decrease in deferred tax assets recognised in the current period.



### Profit

The Group's net profit for the year amounted to RMB28.4 million, mainly due to decrease in provision of impairment of financial assets and contract assets in respect of related parties.





## MANAGEMENT DISCUSSION AND ANALYSIS

Profit attributable to the Company's shareholders for the year amounted to RMB28.1 million, representing an increase of RMB362.2 million as compared to a loss of RMB334.3 million in last year. Basic earnings per share was RMB4.96 cents.

### Current assets, reserves and capital structure

The Group maintained a sound financial position during the year. As at 31 December 2023, current assets amounted to RMB945.4 million, representing an increase of 4.9% as compared to RMB901.2 million as at 31 December 2022.

As at 31 December 2023, the Group's total equity was RMB541.7 million, representing an increase of RMB28.4 million or 5.5% as compared to RMB513.3 million as at 31 December 2022, mainly due to the decrease in provision for impairment on financial and contract assets.

### Property, plant and equipment

As at 31 December 2023, the Group's net property, plant and equipment amounted to RMB10.1 million, representing an increase of 16.1% as compared to RMB8.7 million as at 31 December 2022, mainly due to the addition of new office equipment and machinery to accommodate the Group's growth in scale in the current year.

### Other intangible assets

As at 31 December 2023, the book value of the Group's other intangible assets was RMB3.0 million, representing a decrease of 9.1% as compared to RMB3.3 million as at 31 December 2022. The Group's intangible assets mainly comprise (i) the Xinyuan Property Integrated Management Platform System; (ii) the Xinyuan Property Call Centre System; (iii) the electronic invoice tax control server invoicing system; (iv) FineReport software; and (v) cost management system.

### Trade receivables

As at 31 December 2023, trade receivables amounted to RMB228.6 million, representing an increase of 15.1% as compared to RMB198.6 million as at 31 December 2022, mainly due to the increase in the Group's GFA under management resulting in a corresponding growth of business and slow settlement of certain third parties and related parties.

### Prepayments and other receivables

Our prepayments and other receivables mainly comprised (i) prepayments; (ii) payments to related parties; (iii) deposit; and (iv) other receivables. As of 31 December 2023, the Group's prepayments and other receivables was approximately RMB422.4 million, representing a decrease of approximately RMB34.5 million as compared to approximately RMB456.9 million as at 31 December 2022. The decrease was mainly due to the increase in provision for impairment.



## MANAGEMENT DISCUSSION AND ANALYSIS

### Trade payables

As at 31 December 2023, trade payables amounted to RMB106.7 million, representing a decrease of 5.2% as compared to RMB112.5 million as at 31 December 2022. The decrease was mainly attributable to the decrease in the amount of outstanding payables for goods during the current period.

### Other payables and accruals

The Group's other payables and accruals mainly comprised (i) non-trade payables to related parties; (ii) deposits and temporary receipts from property owners; and (iii) payroll payables and other taxes payable. As of 31 December 2023, the Group's other payables and accruals (other than contract liabilities) amounted to approximately RMB214.4 million, representing an increase of approximately 0.8% as compared to approximately RMB212.8 million as at 31 December 2022. The increase was mainly attributable to increase in business during the year.

### Contract liabilities

The Group's contract liabilities mainly resulted from the advance payments received from customers while the underlying services are yet to be provided. As of 31 December 2023, our contract liabilities was approximately RMB106.5 million, representing a decrease of 2.7% as compared to approximately RMB109.4 million as at 31 December 2022, mainly due to the slowdown in property fee prepayment activities as a result of the Group's focus on improving the services quality for property owners at the end of the current year.

### Borrowings

As of 31 December 2023, the Group had no borrowings or bank loans.

### Gearing ratio

Gearing ratio is calculated by dividing total borrowings by total equity, based on the sum of long-term and short-term interest-bearing bank loans and other borrowings as at the corresponding date divided by the total equity on the same date. As at 31 December 2023, gearing ratio was nil.

### Pledged assets

As at 31 December 2023, the Group had no pledged assets.

### Material acquisition

The Group had no material acquisition of subsidiaries, associates or joint ventures during the year.

### Material disposal

The Group had no material disposal of subsidiaries, associates or joint ventures during the year.

### Significant investment

As at 31 December 2023, the Group did not hold any significant investment.



## MANAGEMENT DISCUSSION AND ANALYSIS

### Contingent liabilities

As at 31 December 2023, the Group had no significant contingent liabilities.

### Exchange rate risk

The Group's principal business is conducted in the PRC where most of the Group's revenue and expenses are denominated in RMB. Accordingly, save certain bank balances that were denominated in Hong Kong dollars, the Group was not exposed to material risk directly related to foreign exchange rate fluctuation. Currently, the Group has not entered into any forward contracts to hedge its exchange rate risk, although management will continue to monitor foreign exchange risk and take cautionary measures to minimize foreign exchange risk.

### Employment and remuneration policy

As at 31 December 2023, the Group had 1,741 employees (31 December 2022: approximately 1,543 employees). The Group adopts a remuneration policy similar to its peers in the industry. The remuneration payable to our employees is determined with reference to their duties and the prevailing local market rates. Employees are paid discretionary performance bonuses upon review as reward for their contribution. In compliance with the applicable statutory requirements in the PRC and existing requirements of the local government, the Group has participated in different social welfare plans for its employees. In addition, the company adopted a post-IPO share option scheme on 16 September 2019 which enables the Directors to grant share options to the Group's employees in order to retain elite personnel and to provide reward and incentive for their contribution to the Group. No share option thereof was granted during the year.

## DETAILS OF AUDIT QUALIFICATION AND RESPONSE FROM THE COMPANY

### Details of Audit Modifications

As stated in the independent auditor's report dated 12 March 2024, regarding the Group's consolidated statement of profit or loss and other comprehensive income, consolidated statement of changes in equity and consolidated statement of cash flows and the related disclosures for the year ended 31 December 2022 (collectively, "**Relevant 2022 Statements**"), the auditor was unable to obtain sufficient and appropriate audit evidence regarding the loss provisions for financial guarantees and bank balances as of 31 December 2021, and the related disclosures in the notes to the consolidated financial statements of the Group for the year then ended. Any necessary adjustments to the Group's comprehensive statement of financial position as of 31 December 2021, and 1 January 2022, would have corresponding effects on the Relevant 2022 Statements (the "**2022 Disclaimer Opinion**").

The auditor's opinion on the consolidated financial statements of the Group for the year ended 31 December 2023 ("**the Relevant 2023 Statements**"), was also modified due to the potential impact on the comparability of the figures for the year ended 31 December 2023 (the "**Modifications**"), i.e. the auditor did not issue an opinion on the Relevant 2023 Statements.



## MANAGEMENT DISCUSSION AND ANALYSIS

### Actual or Potential Impact of Audit Modification on the Financial Position of the Group

The Modifications themselves do not have any actual impact on the Relevant 2023 Statements. As stated in the independent auditor's report, except for the potential impact on comparative figures attributable to the matters as described in the 2022 Disclaimer Opinion, the Relevant 2023 Statements have been prepared in accordance with the International Financial Reporting Standards ("IFRS") issued by the International Accounting Standards Board ("IASB") and fairly present the Group's financial position as of 31 December 2023, and its financial performance and cash flows for the year ended 31 December 2023 in accordance with the disclosure requirements of the Hong Kong Companies Ordinance.

### Management's Position

The management understands that it is a technical requirement to carry forward matters attributable to the 2022 Disclaimer Opinion on the comparative figures of the Relevant 2023 Statements.

The management believes that the issues as mentioned in the 2022 Disclaimer Opinion had been resolved as at 31 December 2022 and the measures being executed are disclosed in note 2.1 to the Relevant 2023 Statements. The management is confident of ensuring compliance in future operations and ensuring compliance and unqualified opinions on financial reports and annual reports in the future.


### Opinion of the Audit Committee

The Company's Audit Committee (the "**Audit Committee**") has reviewed and endorsed management's position on the action plan for addressing the Modifications. The Audit Committee has also discussed with management and the auditors to understand the reasons for issuing the Modifications and the views of the Board and the auditors. The Audit Committee agrees with the management's position and views on the Modification, agrees that the Group has resolved previous issues during the year ended 31 December 2023, is confident of the compliance and standard operation of management in the future, and agrees with the actions to be taken by management.

### Proposed Plan to Address Audit Modification

In the process of future business development, the Company will operate on the basis of compliance, handling transactions with related parties in a compliant, open, and transparent manner. Under the guidance of Deloitte Consulting (Hong Kong) Limited, the Company has comprehensively strengthened its internal control management system and will continue to enhance the independence of its operations and increase internal control requirements to ensure independent business operations, independent management, and compliant development. The Company is confident that the Modifications will be removed in the audited consolidated financial statements of the Group for the year ending 31 December 2024.

### Use of Proceeds from the Listing



On 11 October 2019, the shares of the Company were successfully listed (the "**Listing**") on the Main Board of The Stock Exchange of Hong Kong Limited (the "**Stock Exchange**"). After deducting underwriting fees and related expenses, net proceeds from the Listing was approximately RMB197.2 million (the "Listing Net Proceeds").



## MANAGEMENT DISCUSSION AND ANALYSIS

Up to 23 June 2022, the Group utilised approximately RMB79.3 million of the Listing Net Proceeds, with approximately RMB117.9 million of which remained unutilised (the “**Unutilised Listing Net Proceeds**”). Details of the use of the Listing Net Proceeds are as follows:

Use of Listing Net Proceeds	Planned use of Listing Net Proceeds to be used RMB million	Actual use of Listing Net Proceeds from the Listing Date to 31 December 2021	Unutilised Listing Net Proceeds up to 31 December 2021	Actual use of Listing Net Proceeds from 1 January 2022 to 23 June 2022	Unutilised Listing Net Proceeds up to 23 June 2022	Expected timeline for the use of the Unutilized Listing Net Proceeds
		RMB million	RMB million	RMB million	RMB million	
To expand our property management services, seek strategic acquisition and investment opportunities	118.3	22.2	96.1	0.8	95.3	Expected to be fully utilised on or before 30 September 2023
To expand the types of services offered in our value-added services business line	29.6	22.8	6.8	2.0	4.8	Expected to be fully utilised on or before 30 September 2023
To upgrade and develop our own information technology and smart systems	29.6	6.6	23	5.2	17.8	Expected to be fully utilised on or before 30 September 2023
Funding our working capital needs and other general corporate purposes	19.7	19.7	–	–	–	
<b>Total</b>	<b>197.2</b>	<b>71.3</b>	<b>125.9</b>	<b>8.0</b>	<b>117.9</b>	

## Notes:

- Approximately RMB8.2 million and RMB14.8 million were used, respectively, for the payment for (i) the fees in relation to the development of the scale of our property management services and marketing and promotion of our property management services; and (ii) the acquisition of 100% equity interest in Chongqing Heavy Truck Group Hongqi Property Co. Ltd.\* (重慶重慶汽車集團鴻企物業有限公司). As disclosed in the Prospectus (as defined below), the Group intends to actively expand our property management services by strategically acquiring or investing in quality property management companies who have a regional scale of business operations. Since 2022, the Group has still selected for appropriate property management service providers with value for purchase or investment in a cautious manner, so as to bring maximum returns to the Company and shareholders.



## MANAGEMENT DISCUSSION AND ANALYSIS

2. Approximately RMB24.8 million was used for operating on-site software and hardware, space decoration, investment in intelligent operation equipment, investment in new business cultivation, promotion, product and business incubation and others. The Group is still on the lookout for value-added services business providers and contractors to expand the types of value-added services that can be provided by the Group, and has repeatedly carried out research on the relevant market and discussions with potential partners of our value-added services business line.
3. Approximately RMB11.8 million was used for the construction of our hardware end (i.e. servers, real time monitoring equipment and management center). The Group has completed the overall planning for digital development, and 2022 is the key year for the Group's digital upgrading. Core system construction such as internal ERP upgrade, HER construction and comprehensive business-financial integration will be completed, and the middle-end data platform and union of things platform will be fully completed, which will further enhance the Company's internal operation and management efficiency and core competitiveness.
4. Approximately RMB19.7 million was fully utilised for the payment of the wages and salaries of the Group's employees.

### Use of Proceeds from the 2020 Placing

Reference is made to the Company's announcements dated 3 July 2020 and 15 July 2020 (collectively, the "**2020 Placing Announcements**"). On 3 July 2020, the Company entered into a placing agreement (the "**Placing Agreement**") with Guotai Junan Securities (Hong Kong) Limited and Valuable Capital Limited (the "**2020 Placing Agents**"), pursuant to which, the 2020 Placing Agents (each on a several but not joint nor joint and several basis) conditionally agreed to procure, as agents of the Company, not less than six (6) placees (the "**2020 Placees**") on a best effort basis for up to an aggregate of 50,000,000 ordinary shares at the placing price of HK\$2.60 per placing share on the terms and subject to the conditions set out in the Placing Agreement (the "**2020 Placing**"). The maximum aggregate nominal value of the placing shares under the 2020 Placing is HK\$500. The market price of the placing shares was HK\$2.86 per share as quoted on the Stock Exchange on 3 July 2020, being the date of the Placing Agreement. The net price of the placing shares was approximately HK\$2.54 per share.

The Directors considered that the 2020 Placing will strengthen the Group's financial position, broaden the Company's shareholder base and is in the interests of the Company and the Shareholders as a whole.

Completion of the 2020 Placing took place on 15 July 2020, a total of 50,000,000 placing shares were placed by the 2020 Placing Agents to the 2020 Placees at the placing price of HK\$2.60 per placing share.

To the best of the knowledge, information and belief of the Directors and having made all reasonable enquiries, the 2020 Placees and their respective ultimate beneficial owner(s), as applicable, are parties independent of the Company and not acting in concert with the connected persons of the Company and are not parties acting in concert with each of the other 2020 Placees procured by the 2020 Placing Agents under the Placing Agreement.



## MANAGEMENT DISCUSSION AND ANALYSIS

The net proceeds from the 2020 Placing amounted to RMB115.0 million (the “**2020 Placing Net Proceeds**”). Up to 23 June 2022, approximately RMB11.5 million of the 2020 Placing Net Proceeds had been utilised by the Group. Details of the use of the 2020 Placing Net Proceeds were as follows:

Use of 2020 Placing Net Proceeds	Planned amount of 2020 Placing Net Proceeds to be used RMB million	Actual use of 2020 Placing Net Proceeds		Actual use of 2020 Placing Net Proceeds		Expected timeline for the use of the Unutilised 2020 Placing Net Proceeds
		from the Listing Date up to 31 December 2021 RMB million	Unutilised amount of 2020 Placing Net Proceeds up to 31 December 2021 RMB million	from 1 January 2022 to 23 June 2022 RMB million	Unutilised amount of 2020 Placing Net Proceeds up to 23 June 2022 RMB million	
Business development, which mainly relates to (a) diversifying the types of services offered to the customers and (b) upgrading and developing the Group’s smart systems	69.0	–	69.0	–	69.0	Expected to be fully utilised on or before 30 June 2024
Strategic investment in businesses or targets that are related to the Group’s principal businesses	34.5	–	34.5	–	34.5	Expected to be fully utilised on or before 30 June 2024
General working capital	11.5	11.5	–	–	–	
<b>Total</b>	<b>115.0</b>	<b>11.5</b>	<b>103.5</b>	<b>–</b>	<b>103.5</b>	



## MANAGEMENT DISCUSSION AND ANALYSIS

### Use of Proceeds from the Subscription

Reference is made to the Company's announcements dated 25 January 2021 and 8 February 2021 (collectively, the **"2021 Placing and Subscription Announcements"**). On 25 January 2021, the Company entered into the placing and subscription agreement (the **"2021 Placing and Subscription Agreement"**) with Xinyuan Real Estate, Ltd. (the **"Vendor"**) and Guotai Junan Securities (Hong Kong) Limited (the **"2021 Placing Agent"**), pursuant to which (i) the Vendor agreed to appoint the 2021 Placing Agent, and the 2021 Placing Agent agreed to act as an agent of the Vendor to procure not less than six (6) placees, on a best effort basis, to purchase up to 18,000,000 ordinary shares in the Company (the **"Placing Shares"**) at the price of HK\$2.10 per Placing Share (the **"2021 Placing"**); and (ii) the Vendor agreed to subscribe for, and the Company agreed to allot and issue to the Vendor, up to 18,000,000 new ordinary shares in the Company (the **"Subscription Shares"**) at the price of HK\$2.06 per Subscription Share (the **"Subscription"**). The maximum aggregate nominal value of the Subscription Shares was HK\$180. The market price of the shares of the Company was HK\$2.28 per share as quoted on the Stock Exchange on 25 January 2021, being the date of the 2021 Placing and Subscription Agreement.

The 2021 Placing and the Subscription were conducted by the Company as the Directors were of the view that (i) they shall provide a good opportunity to raise additional funds to enable the Group to actively pursue acquisition or investment opportunities and enhance its development in the property management services industry in the PRC; and (ii) they shall also strengthen the financial position and to broaden the shareholder base and capital base of the Group.

Completion of the 2021 Placing took place on 27 January 2021 and completion of the Subscription took place on 8 February 2021. A total of 18,000,000 Placing Shares have been successfully placed by the 2021 Placing Agent to the 2021 Placees. A total of 18,000,000 Subscription Shares had been allotted and issued to the Vendor pursuant to the general mandate granted to the Directors at the Company's annual general meeting held on 29 May 2020.

To the best of the Directors' knowledge, information and belief after having made all reasonable enquiries, the placees of the 2021 Placing were individual, professional or institutional investors that were independent of and not connected with the Company and its connected persons, not a party acting in concert with the Vendor. None of such placees had become a substantial shareholder of the Company immediately after completion of the 2021 Placing.





## MANAGEMENT DISCUSSION AND ANALYSIS

The net proceeds from the Subscription are approximately HK\$31.2 million (the “**Subscription Net Proceeds**”). The net price per 2021 Subscription Shares amounted to approximately HK\$2.06. Up to 23 June 2022, (i) approximately RMB7.8 million of the Subscription Net Proceeds had been utilised in the manner in line with that were set out in the 2021 Placing and Subscription Announcements; and (ii) approximately RMB23.4 million of the Subscription Net Proceeds remained unutilised (the “**Unutilised Subscription Net Proceeds**”). Details of the use of the Subscription Net Proceeds were as follows:

Use of Subscription Net Proceeds	Planned amount of Subscription Net Proceeds to be used RMB million	Actual use of Subscription Net Proceeds up to 31 December 2021 RMB million	Unutilised amount of Subscription Net Proceeds up to 31 December 2021 RMB million	Actual use of Subscription Net Proceeds	
				Subscription Net Proceeds from 1 January 2022 to 23 June 2022 RMB million	Unutilised amount of Subscription Net Proceeds up to 23 June 2022 RMB million
Approximately 75% strategic investment in businesses or targets that are related to property management services	23.4	–	23.4	–	23.4
Approximately 25% for general working capital of the Group	7.8	7.8	–	–	–
<b>Total</b>	<b>31.2</b>	<b>7.8</b>	<b>23.4</b>	<b>–</b>	<b>23.4</b>



## MANAGEMENT DISCUSSION AND ANALYSIS

## Change of Use of Proceeds

Reference is made to the announcement of the Company dated 23 June 2022. On 23 June 2022, the Board resolved to revise the use of the Unutilised Listing Net Proceeds, the Unutilised 2020 Placing Net Proceeds and the Unutilised Subscription Net Proceeds, which in aggregate amounted to approximately RMB244.8 million (the “**Total Unutilised Proceeds**”), in a combined manner as set out in the Company’s announcement dated 23 June 2022 (the “**Revised Use of Total Unutilised Proceeds**”). Up to 31 December 2023, the Group utilised approximately RMB75.3 million of the Total Unutilised Proceeds pursuant to the Revised Use of Total Unutilised Proceeds. Details of the use of Total Unutilised Proceeds pursuant to the Revised Use of Total Unutilised Proceeds up to 31 December 2023 were as follows:

	Allocated Percentage of Total Unutilised Proceeds %	Allocated Total Unutilised Proceeds as at 23 June 2022 RMB million	Allocated Total Unutilised Proceeds as at 31 December 2022 RMB million	Actual use of Total Unutilised Proceeds from 1 January 2023 to 31 December 2023 RMB million	Unused amount of Total Unutilised Proceeds up to 31 December 2023 RMB million	Expected timeline for the Use of Total Unutilised Proceeds
Revised Use of Total Unutilised Proceeds						

To pursue selective strategic investment and acquisition opportunities and to further develop strategic alliances and expand the scale of the Group’s property management, value-added services and property engineering businesses, which include acquiring or investing in companies engaged in businesses related to property management, value-added services or property engineering, or forming joint ventures with such companies, and investing in related industrial funds with business collaborative partners	30	73.4	73.4	–	73.4	30 September 2024
--	----	------	------	---	------	-------------------



## MANAGEMENT DISCUSSION AND ANALYSIS

	Allocated Percentage of Total Unutilised Proceeds %	Allocated Total Unutilised Proceeds as at 23 June 2022 RMB million	Allocated Total Unutilised Proceeds as at 31 December 2022 RMB million	Actual use of Total Unutilised Proceeds from 1 January 2023 to 31 December 2023 RMB million	Unused amount of Total Unutilised Proceeds up to 31 December 2023 RMB million	Expected timeline for the Use of Total Unutilised Proceeds
To further develop the Group's value-added services, which include the development of value-added products and services related to service scenarios such as communities, commercial offices and urban management, as well as assets, the upgrading of software and hardware and the development of smart community and commercial facilities operation services, and the development of value-added services related to commercial operations such as office buildings and industrial parks	20	49.0	46.5	5.0	41.5	30 September 2024



## MANAGEMENT DISCUSSION AND ANALYSIS

	Allocated Percentage of Total Unutilised Proceeds %	Allocated Total Unutilised Proceeds as at 23 June 2022 RMB million	Allocated Total Unutilised Proceeds as at 31 December 2022 RMB million	Actual use of Total Unutilised Proceeds from 1 January 2023 to 31 December 2023 RMB million	Unused amount of Total Unutilised Proceeds up to 31 December 2023 RMB million	Expected timeline for the Use of Total Unutilised Proceeds
To upgrade the Group's systems of digitisation and smart management, which include the purchase, upgrade and research and development of software, hardware and related services for building smart terminals and Internet of Things platforms, the construction and development of information sharing platforms and databases, the recruitment and development of professional and technical staff and information management teams, the investment in companies engaged in businesses related to technological industries, and the commencement of research and development for innovative applications related to the Group's business	30	73.4	70.2	15.6	54.6	30 September 2024
Working capital and general corporate purpose	20	49.0	-	-	-	
<b>Total</b>	<b>100.0</b>	<b>244.8</b>	<b>190.1</b>	<b>20.6</b>	<b>169.5</b>	

As at 31 December 2023, the unused portion of the Total Unutilised Proceeds are placed at a licensed bank in the PRC. The Directors are not aware of, and do not anticipate any material delay or change in the use of proceeds from the Revised Use of Total Unutilised Proceeds, and will continue to assess the plans in relation to the planned allocation of the unused portion of the Total Unutilised Proceeds. The Directors may modify or amend the relevant plans as necessary in order to address the changing market conditions, and strive for the Group to achieve better business performance.



## DIRECTORS AND SENIOR MANAGEMENT

### EXECUTIVE DIRECTORS

**Mr. SHEN Yuan-Ching (申元慶) (“Mr. Shen”)**, aged 59, was appointed as an independent non-executive Director on 13 April 2022 and was appointed as the vice chairman of the Board and the authorised representative of the Company on 29 August 2022. He was re-designated as an executive Director, resigned as a member of the Audit Committee of the Company, was re-designated from vice chairman of the Board to chairman of the Board, and was appointed as chief executive officer of the Company on 19 September 2022. Mr. Shen is also a member of the Remuneration Committee and the chairman of the Nomination Committee of the Company.

From May 2020 to September 2022, Mr. Shen served as the chief executive officer of VNET Group Inc. (a company listed on NASDAQ, stock ticker: VNET) and the executive chairman of Neolink Tech Group Inc., a wholly owned subsidiary of VNET Group. From May 2018 to September 2022, Mr. Shen served as an independent non-executive Director of Xinyuan Real Estate Co., Ltd. (a company listed on the New York Stock Exchange, stock code: XIN). Mr. Shen also served as an independent Director of Kingdee International Software Group Co., Ltd. (a company listed on The Stock Exchange of Hong Kong Limited, stock code: 0268) from January 2018 to January 2020 and Insigma Technology Co., Ltd. (a company listed on the Shanghai Stock Exchange, stock code: 600797) from January 2016 to July 2021. From September 2017 to January 2020, Mr. Shen was the president of JD Cloud, the cloud business unit under JD.com, Inc., China largest online retailer. Mr. Shen served as a non-executive Director of Inspur International Limited (a company listed on The Stock Exchange of Hong Kong Limited, stock code: 596) from September 2012 to March 2018. Mr. Shen formerly held various senior positions at Microsoft Corporation.

Mr. Shen obtained a Master’s Degree in Computer Science from the University of California. Mr. Shen has 5 years of experience in China internet companies and 23 years in multinational companies.

**Mr. FENG Bo (馮波) (“Mr. Feng”)**, aged 45, was appointed as an executive Director on 29 August 2022.

Mr. Feng has extensive experience in corporate governance, the real estate industry and technology industry. From July 2000 to December 2006, he served as assistant engineer of property management department of Wuhan Plaza Management Co., Ltd.. From December 2006 to August 2008, Mr. Feng successively served as the assistant to general manager and manager of the administrative personnel department of Henan Xinyuan Property Management Service Co., Ltd.. From August 2008 to October 2015, he successively served as the administrative manager of the human resources center, secretary to the chairman, manager of the office of secretaries and manager of the office of the board of directors of Xinyuan Real Estate Co., Ltd.. From October 2015 to November 2017, Mr. Feng served as vice president



## DIRECTORS AND SENIOR MANAGEMENT

of human resources of Beijing I-Journey Science and Technology Development Co., Ltd.. From November 2017 to May 2022, he successively served as manager of the office of the board of directors, assistant to the chairman of Xinyuan Real Estate Co., Ltd. and vice president of Xinyuan Science and Technology Service Group Co., Ltd. (“**Xinyuan Science**”). From May 2022 to present, Mr. Feng served as vice president of the Company.

Mr. Feng obtained a bachelor’s degree in mechanical engineering automation and a master’s degree in business administration both from Huazhong University of Science and Technology.

**Mr. WANG Yong (王勇) (“Mr. Wang”)**, aged 46, was appointed as an executive Director and the chief financial officer on 21 October 2022.

Mr. Wang has 19 years of experience in financial management, product R&D and management, investment and M&A, equity financing and listing of companies, and possesses expertise in delivering ecological and platform value to the capital market.

Mr. Wang holds a master’s degree in business administration from the Kellogg School of Management at Northwestern University and a master’s degree from the School of Information and Communication Engineering at Beijing University of Posts and Telecommunications.

From October 2021 to October 2022, Mr. Wang served as chief financial officer of Neolink Tech Group Inc., a wholly owned subsidiary of VNET Group Inc. (a company listed on NASDAQ, stock ticker: VNET), and was responsible for all financial activities, financing and spin-off related work. From May to October 2021, Mr. Wang served as chief financial officer of GOME Online\* (國美在線), an online e-commerce platform operated by GOME Retail Holdings Limited (a company listed on The Stock Exchange of Hong Kong Limited, stock code: 0493), and was responsible for financial management, financing and listing related work. From 2019 to 2021, Mr. Wang served as chief financial officer of CDP Group, a human resource technology SaaS and services company, and was responsible for financial management, equity financing and U.S. stock listing related work. From September 2017 to February 2019, Mr. Wang served as vice president of strategy of Sunlands Technology Group (a company listed on the New York Stock Exchange, stock ticker: STG), an online post-secondary and professional education organisation, and was responsible for capital market and listing related work. From 2010 to 2017, Mr. Wang worked in the field of corporate finance and asset management at the Hong Kong offices of Morgan Stanley, Deutsche Bank and JPMorgan Chase. From 2003 to 2008, Mr. Wang served as R&D engineer and head of R&D of Intel China’s software research and development business unit\* (英特爾中國軟體研發事業群).



## DIRECTORS AND SENIOR MANAGEMENT

## NON-EXECUTIVE DIRECTOR

**Mr. TIAN Wenzhi (田文智) (“Mr. Tian”)**, aged 53, was appointed as a non-executive Director on 21 October 2022.

Mr. Tian has over 20 years of executive experience in large enterprises. He has worked in several multinational management consulting firms where he was engaged in corporate strategy and organisational talent consulting and has over 14 years of management consulting experience. Mr. Tian also has extensive experience in governance of listed companies having held the position of external Director of several listed companies where he served as a member of their remuneration and performance committee and nomination committee.

Mr. Tian obtained a bachelor’s degree in management from the Department of Accounting, Qingdao University in 1995, and obtained a master’s degree in business administration in engineering management from the Tsinghua University School of Economics and Management, and a finance executive master’s degree in business administration from PBCSF Tsinghua University in 1998 and 2020, respectively. Mr. Tian is a fellow member of the Association of Chartered Certified Accountants and has been certified as a Project Management Professional by the Project Management Institute.

Since June 2016, Mr. Tian has served as the former presidents of external holding companies, executive Director (also as a member of the remuneration and performance committee and the nomination committee), external Director (also as a member of the remuneration and performance committee) of Xinyuan Real Estate Co., Ltd., (a company listed on The New York Stock Exchange, stock ticker: XIN) and Xinyuan (China) Real Estate, Ltd.. Mr. Tian is currently the specialist consultant of the board of Xinyuan Group. Mr. Tian served as a senior global partner of Korn Ferry (US) and the person in charge of the China corporate strategy and leadership consulting business from February 2014 to May 2016. From March 2008 to February 2014, Mr. Tian served as the vice-president of Aon Consulting in China and the general manager of the northern China region. From August 2006 to March 2008, Mr. Tian served as the senior Director of organisational talent reform and consulting at Accenture (a company listed on The New York Stock Exchange, stock ticker: ACN). From March 2003 to August 2006, Mr. Tian served as the Director of business development and head consultant of Hewitt Consulting (now Aon Hewitt Consulting, a company listed on The New York Stock Exchange, stock ticker: HEW) in northern China. From December 1997 to March 2003, Mr. Tian served as the project manager/product director of Bell Labs, Lucent Technologies, Inc..



## DIRECTORS AND SENIOR MANAGEMENT

### INDEPENDENT NON-EXECUTIVE DIRECTORS

**Mr. LAN Ye (藍燁) (“Mr. Lan”)**, aged 54, was appointed as an independent non-executive Director on 21 October 2022. He is a member of the Audit Committee and the Nomination Committee of the Company.

Mr. Lan has 29 years of management experience in large enterprises and holds an executive master’s degree in business administration from Tsinghua University. Since June 2019, Mr. Lan has been serving as senior vice president and data intelligence business group president of Lenovo Group Limited (“**Lenovo Group**”, a company listed on The Stock Exchange of Hong Kong Limited, stock code: 992), leading and managing the data intelligence business, which is a focus business based on industrial digital transformation in China and supports the intelligent strategic direction of the Lenovo Group, including an enterprise-level self-developed software platform which serves the IIoT and personalised services to meet the demands of industrial integrated application and development.

From November 2011 to June 2019, Mr. Lan served as executive vice president of JD.com, Inc. (“**JD.com**”, a company listed on The Stock Exchange of Hong Kong Limited, stock code: 9618; and listed on NASDAQ, stock ticker: JD), and also held positions in the JD.com group as chief marketing officer and chief public affairs officer, responsible for all purchase and sales operations as well as operation and management of the marketing system of the group. From 2009 to 2011, Mr. Lan served as president and chief executive of Prime Square Technologies Limited\* (方正科技有限公司), and was responsible for all operations and management of the company. From 1993 to 2008, Mr. Lan served as vice president of Lenovo Group, and was responsible for all sales operations in the China region.

**Mr. LI Yifan (李軼梵) (“Mr. Li”)**, aged 56, was appointed as an independent non-executive Director on 16 September 2019. He is the chairman of the Audit Committee and a member of the Remuneration Committee of the Company.

Mr. Li is an independent non-executive Director of Frontage Holdings Corporation (stock code: 1521) and Everest Medicines Limited (stock code: 1952), which are listed on The Stock Exchange of Hong Kong Limited. Mr. Li is also an independent Director of Qudian Inc. (stock code: QD) and Sunlands Technology Group (stock code: STG), which are listed on The New York Stock Exchange, and an independent director of 36Kr Holdings Inc. (stock code: KRKR) (a company listed on NASDAQ). Mr. Li has been appointed as an independent Director of Xinyuan Real Estate Co., Ltd. (stock code: XIN) (a company listed on The New York Stock Exchange) since 23 February 2017. He has served as the chief financial officer of Human Horizons Group Inc. since April 2021. Mr. Li resigned as a Director of Heilongjiang Interchina Water Treatment Co.,





## DIRECTORS AND SENIOR MANAGEMENT

Ltd. (stock code: 600187) and Shanghai International Port (Group) Co. Ltd. (stock code: 600018) on 13 May 2021 and 15 September 2021 respectively, which are listed on the Shanghai Stock Exchange. He resigned as an independent Director of Zhejiang Tiantie Industry Co., Ltd. (stock code: 300587) (a company listed on the Shenzhen Stock Exchange) on 16 April 2021 and also resigned as an independent non-executive Director of Zhongan Online P & C Insurance Co., Ltd. (stock code: 6060) (a company listed on The Stock Exchange of Hong Kong Limited) on 20 July 2021. From October 2014 to April 2021, Mr. Li was a Director and vice president of Zhejiang Geely Holding Group Co., Ltd..

Mr. Li obtained a bachelor's degree of economics in world economy from Fudan University in the PRC in July 1989, a master's degree of science in management and administrative sciences from the University of Texas at Dallas in the United States in May 1994 and a master's degree of business administration from the University of Chicago in the United States in June 2000.

Mr. Li has been registered with The State of Texas State Board of Public Accountancy as a certified public accountant in April 1995, admitted as a member by the American Institute of Certified Public Accountants and registered as a chartered global management accountant with the American Institute of Certified Public Accountants in September 1995 and January 2015 respectively.

**Mr. LING Chenkai (凌晨凱) ("Mr. Ling")**, aged 47, was appointed as an independent non-executive Director on 21 October 2022. He is the chairman of the Remuneration Committee and a member of the Nomination Committee of the Company.

Mr. Ling has over 20 years of extensive working experience. He obtained a bachelor's degree in systems engineering from the University of Shanghai for Science and Technology in June 1998 and obtained a master's degree in information management and systems from Tongji University in June 2000. Mr. Ling also obtained a master's degree in business management from the Tuck School of Business at Dartmouth College in June 2008 and was a Tuck School of Business scholarship recipient.

Since 2021, Mr. Ling has been serving as managing Director of PAG Asia Capital (HK) Limited\* (太盟亞洲資本). Previously, Mr. Ling held several positions at JD.com, Inc. (a company listed on The Stock Exchange of Hong Kong Limited, stock code: 9618; and listed on NASDAQ, stock ticker: JD), serving as corporate vice president from 2016 to 2021; as head of strategy and investment of retail subsidiaries as well as special assistant to chief executive of retail subsidiaries/head of general management department (including public affairs) from 2019 to 2021; as general manager of retail solutions in 2019; as head of corporate strategy and investment from 2016 to 2019; and head of international business from 2018 to 2019.



## DIRECTORS AND SENIOR MANAGEMENT

Mr. Ling served as a Director of Beijing Bitauto Internet Information Co., Ltd. (a company listed on The New York Stock Exchange, stock ticker: BITA) from 2020 to 2021. Mr. Ling served as a non-executive Director of Yixin Group Limited (a company listed on The Stock Exchange of Hong Kong Limited, stock code: 2858) from 2017 to 2021. Mr. Ling held several positions at Bain & Company, Inc. from 2008 to 2016, with his last position as an associate principal of the firm. His fields of expertise includes strategy, operational improvement, digital transformation and private equity post-investment management. Mr. Ling was co-founder of Shanghai Linbo Information Technology Limited\* (上海鄰波信息技術有限公司) and served as general manager from 2002 to 2006, mainly responsible for designing the business model and formulating development strategy. Mr. Ling was an engineer with Microsoft Corporation from 2000 to 2002, responsible for providing technical support to Microsoft's North American desktop users as well as providing technical consulting to Microsoft Asian server users.

**Ms. Zhao Xia (趙霞) ("Ms. Zhao")**, aged 43, was appointed as an independent non-executive Director and a member of the Audit Committee of the Company on 8 April 2024.

Ms. Zhao holds (i) a bachelor's degree in law from the Northwest University of Political Science and Law; (ii) a master's degree in law (civil and commercial law) from the Wuhan University; (iii) a degree of master of common law from The University of Hong Kong; and (iv) a juris doctor degree from the Renmin University of China. Ms. Zhao was a postdoctoral researcher and assistant researcher at the China Institute of Applied Law of the Supreme Court of the People's Republic of China (the "PRC ") from September 2016 to March 2020 and fourth-level senior judge of the Shenzhen Intermediate People's Court from July 2002 to June 2019. She has also been an associate professor and master's students' tutor at the Chinese University of Political Science and Law since March 2020.

## SENIOR MANAGEMENT

**Mr. WANG Yantao (王彥濤) ("Mr. YT Wang")**, aged 44, the vice president of Xinyuan Science, is responsible for overseeing property management and business development of the Group. Mr. YT Wang joined the Group in February 2003 as a customer service officer. He was appointed as the business executive of Xinyuan Science in January 2012 and has been appointed as the vice president of Xinyuan Science since June 2016. Since April 2023, he has been appointed as president of the property management department of Xinyuan Science.

Mr. YT Wang obtained a diploma in property management from Henan Business School of High Education (河南商業高等專科學校) in the PRC in July 2003 and a master's degree in business administration from Zhengzhou University (鄭州大學) in the PRC in December 2015.



## DIRECTORS AND SENIOR MANAGEMENT

**Mr. TANG Yucao (湯宇操) (“Mr. Tang”)**, aged 44, the president of the diversified business department of Xinyuan Science, is responsible for management of the Group’s diversified business. He is a veteran in strategy, investment and M&A operations, and has worked successively as human resources and investment head at Neolink, cloud and AI strategy and investment head at JD Cloud, M&A and investment general manager at Galaxy Internet Group, managing partner at StratOp Group. Mr. TANG Yucao has been appointed vice president of Xinyuan Science since September 2022 and was appointed president of the diversified business department of Xinyuan Services in April 2023.

Mr. TANG Yucao obtained a diploma in hydraulic engineering from Tsinghua University in 2007 and a Master’s degree from the University of Texas at Austin in 2009.

**Mr. WU Xinmin (武心民) (“Mr. Wu”)**, aged 46, the vice president of the investment and development centre of Xinyuan Science, is responsible for the Group’s property investment, expansion and business management. He worked successively as property engineering officer at Longfor Intelligent Living, general manager of the strategic cooperation department of Cifi Ever Sunshine Services, general manager of the property operations management department of Wanda Real Estate Group, chief executive of the alliance centre of the property management group of Zhongliang Holdings Group, chairman of the board of directors of the property management group of Yurun Group, general manager of Aocean Property Management of Guorui Group. Mr. WU Xinmin has been appointed vice president of the investment and development centre of Xinyuan Science since October 2023.

Mr. WU Xinmin obtained a diploma in Heating, Gas, Ventilation and Air Conditioning Engineering from Beijing Xinghua University in July 2000, a diploma in Automation from Beijing University of Chemical Technology in March 2012, and an Executive Master of Business Administration degree from the IPAG Business School in 2021.

**Mr. LIU Zhe (劉哲) (“Mr. Liu”)**, aged 39, the general manager of organisation structure of Xinyuan Science, is responsible for the Group’s manpower and administrative management. He is a veteran professional in human resources management and has worked successively at Wanda Group business headquarters, Dun & Bradstreet’s joint venture company in China, and Hisense Group, before joining Xinyuan in 2014. He was appointed manpower and administrative director of Xinyuan Group and Xinyuan Science in January 2022, manpower and administrative director of Xinyuan Science Xinzhixiang Beijing in August 2022, and general manager of organisation structure of Xinyuan Science in April 2023.

Mr. LIU Zhe obtained a diploma from China Youth University of Political Studies in 2008.



## DIRECTORS AND SENIOR MANAGEMENT

**Ms. ZHANG Rong (張蓉) (“Ms. Zhang”)**, aged 53, the operations chief manager of Xinyuan Science, is responsible for overseeing business operations and performance appraisal. Ms. Zhang joined the Group in August 2006 as a quality control supervisor with Xinyuan Science. She was appointed as an administrative executive of Xinyuan Science in January 2012 and has been appointed as the operations chief manager of Xinyuan Science since April 2017.

From September 1991 to August 2002, Ms. Zhang acted as the office manager at Xinyang Port Transportation Machinery Factory (信陽港口運輸機械廠). From August 2002 to August 2006, she acted as the management representative and project manager at Zhengzhou XSJ Property Services Ltd. (鄭州新世紀物業服務有限公司).

Ms. Zhang obtained a college degree in library science from Zhengzhou University (鄭州大學) in the PRC in June 1991 and a bachelor’s degree in law from Second Artillery Command College (第二炮兵指揮學院) in the PRC in June 2001. She has been registered as a member in the specialty of file with Xinyang Municipal People’s Government (信陽市人民政府) since April 2001, a property manager with Department of Human Resources and Social Security of Zhengzhou (鄭州市人力資源和社會保障局) since October 2010. Further, she completed state-owned or mid-sized corporations management personnel business administration training with Henan Finance and Economics School (河南財經學院) in the PRC in June 1999. She has been registered as a First Level Corporate Human Resources Manager with the Ministry of Human Resources and Social Security, the PRC since December 2012.

**Mr. HUANG Jinfu (黃金甫) (“Mr. Huang”)**, aged 44, the general manager of the planning centre of the office of the board of directors of Xinyuan Science, is responsible for the affairs of the office of the board of directors and strategic planning. He worked successively at Northeast General Pharmaceutical Factory, Xinyuan Property, Lushang Services, Evergrande Property, before joining Xinyuan Science in 2012. He was appointed business president of Xinyuan Science in April 2015, later serving as information president, strategy president and president of the office of the board of directors. Since April 2023, he has been appointed general manager of the planning centre of the office of the board of directors of Xinyuan Science.

Mr. HUANG Jinfu obtained a diploma in Economics from Harbin University of Science and Technology in 2003.



# CORPORATE GOVERNANCE REPORT

The Company is committed to achieving high standards of corporate governance. The directors of the Company (the “**Directors**”) believe that sound and reasonable corporate governance practices are essential for the continuing growth of the Group and for safeguarding and maximizing shareholders’ interests.

## CORPORATE GOVERNANCE PRACTICES

The Company has adopted the Corporate Governance Code (the “**CG Code**”) contained in Appendix C1 to the Rules Governing the Listing of Securities on The Stock Exchange of Hong Kong Limited (the “**Listing Rules**”) as its own code of corporate governance. Throughout the year 2023, the Company has complied with all the code provisions set out in Part 2 of the CG Code, save for the following:

Pursuant to code provision D.3.3(e)(i) of the CG Code, members of the Audit Committee should liaise with the Board and senior management and the Audit Committee must meet, at least twice a year, with the Company’s auditors. No meeting of the Audit Committee was held during the year ended 31 December 2023 due to delay in publication of the annual results for the year ended 31 December 2022 and the interim results for the six months ended 30 June 2023.

Pursuant to code provision C.2.1 of the CG Code, the roles of chairman and the chief executive officer should be segregated and should not be performed by the same individual. Despite deviating from such code provision of the CG Code, the Board believes that Mr. SHEN Yuan-Ching is familiar with the Company’s business operation and vesting the roles of both the chairman of the Board and chief executive officer of the Company in the same person can facilitate the execution of the Group’s business strategies, boost effectiveness of its operation and improve the efficiency of overall strategic planning for the Company. Under the Board’s supervision, it ensures that the Board remains appropriately structured with the balance of power to provide sufficient checks for protecting the interests of the Company and its shareholders.

## THE BOARD

### Responsibilities

The Board of Directors of the Company (the “**Board**”) is responsible for the overall leadership of the Group, oversees the Group’s strategic decisions and monitors business and performance. The Board has delegated the authority and responsibility for day-to-day management and operation of the Group to the senior management of the Group. To oversee particular aspects of the Company’s affairs, the Board has established three Board committees including the nomination committee (the “**Nomination Committee**”), the remuneration committee (the “**Remuneration Committee**”) and the audit committee (the “**Audit Committee**”) (together, the “**Board Committees**”). The Board has delegated to the Board Committees responsibilities as set out in their respective terms of reference.





## CORPORATE GOVERNANCE REPORT

The Company supports the division of responsibility between the Chairman and the Chief Executive Officer in order to ensure a balance of power and authority and preserve a balance judgement of views. The Chairman of the Board is responsible for leading the Board, giving weighty strategic advice of development and overseeing the Company in formulating regulatory plans in corporate governance of the Group while the Chief Executive Officer is responsible for leading the senior management of the Company, advising strategic directions, setting business goals, supervising the daily management as well as the business operations and development of the Group.

All Directors shall ensure that they carry out duties in good faith, in compliance with applicable laws and regulations, and in the interests of the Company and its shareholders at all times.

### Board Composition

As at the date of this annual report, the Board comprises eight Directors, including three executive Directors, one non-executive Director and four independent non-executive Directors as set out below:

#### Executive Directors

Mr. SHEN Yuan-Ching (*Chairman*)

Mr. FENG Bo

Mr. WANG Yong

#### Non-executive Director

Mr. TIAN Wenzhi

#### Independent Non-executive Directors

Mr. LAN Ye

Mr. LI Yifan

Mr. LING Chenkai

Ms. ZHAO Xia (appointed on 8 April 2024)

All Directors have distinguished themselves in their field of expertise, and have exhibit high standards of personal and professional ethics and integrity. The biographies of the Directors are set out under the section headed "Directors and Senior Management" of this annual report.





## CORPORATE GOVERNANCE REPORT

The Company complied with Rule 3.10A of the Listing Rules relating to the appointment of independent non-executive director representing at least one-third of the Board.

Each of the independent non-executive Directors has confirmed his/her independence pursuant to Rule 3.13 of the Listing Rules and the Company considers each of them has satisfied his/her independence to the Group.

Ms. ZHAO Xia, who was appointed as an independent non-executive Director on 8 April 2024, had obtained the legal advice referred to in Rule 3.09D of the Listing Rules on 8 April 2024, and she has confirmed that she understood her obligations as a Director of the Company.

None of the Directors has any personal relationship (including financial, business, family or other material/relevant relationship) with any other Director.

As regards the CG Code provision requiring directors to disclose the number and nature of offices held in public companies or organizations and other significant commitments as well as their identity and the time involved to the issuer, the Directors have agreed to disclose their commitments to the Company in a timely manner.

### INDUCTION AND CONTINUOUS PROFESSIONAL DEVELOPMENT

Each newly appointed Director is provided with necessary induction and information to ensure that he has a proper understanding of the Company's operations and businesses as well as his responsibilities under relevant status, laws, rules and regulations.

Directors should participate in appropriate continuous professional development to develop and refresh their knowledge and skills. Internally-facilitated briefings for Directors would be arranged and reading material on relevant topics would be provided to Directors where appropriate. All Directors are encouraged to attend relevant training courses at the Company's expenses.

The Company also arranges regular seminars to provide Directors with updates on latest development and changes in the Listing Rules and other relevant legal and regulatory requirements from time to time. The Directors are also provided with regular updates on the Company's performance, position and prospects to enable the Board as a whole and each Director to discharge their duties.

Pursuant to code provision C.1.4 of the CG Code, Directors should participate in appropriate continuous professional development to develop and refresh their knowledge and skills to ensure that their contribution to the Board remains informed and relevant.





## CORPORATE GOVERNANCE REPORT

Below is the record of participation in continuous professional development programme by the Directors during the year ended 31 December 2023 relevant to the directors' duties and responsibilities, regulatory updates and business, financial and operational matters of the Group.

	Attending seminars/ conferences/ forums	Reading materials
<b>Executive Directors</b>		
Mr. SHEN Yuan-Ching	✓	✓
Mr. FENG Bo	✓	✓
Mr. WANG Yong	✓	✓
<b>Non-executive Director</b>		
Mr. TIAN Wenzhi	✓	✓
<b>Independent non-executive Directors</b>		
Mr. LAN Ye	✓	✓
Mr. LI Yifan	✓	✓
Mr. LING Chenkai	✓	✓

## APPOINTMENT AND RE-ELECTION OF DIRECTORS

Each of the executive Directors has entered into a service contract with the Company for a term of three years, which may be terminated by either party giving not less than three months' prior notice in writing and is subject to termination provisions therein and retirement and re-election at the annual general meetings of the Company in accordance with the memorandum and articles of association of the Company (the "**Memorandum and Articles of Association**") or any other applicable laws from time to time whereby he/she shall vacate his/her office.

Each of the non-executive Director and independent non-executive Directors has entered into a letter of appointment with the Company for a term of three years unless either party gives three months written notice to the other to terminate the letter of appointment before expiry of the existing term, and is subject to retirement by rotation in accordance with the Memorandum and Articles of Association.







## CORPORATE GOVERNANCE REPORT

None of the Directors has a service agreement which is not determinable by the Company within one year without payment of compensation (other than statutory compensation).

In accordance with the provisions of the Memorandum and Articles of Association, every Director (including those appointed for a specific term) shall be subject to retirement by rotation at least once every three years; any Director appointed by the Board either to fill a casual vacancy or as an addition to the Board shall hold office until the next first annual general meeting of the Company after his appointment and shall then be eligible for re-election at that meeting.

The procedures and process of appointment, re-appointment and continuation (or not) in service of any Director are set out in the Memorandum and Articles of Association. The Nomination Committee is responsible for reviewing the composition of the Board, monitoring the appointment, re-appointment and continuation (or not) in service of any Director.

### BOARD MEETINGS

The Company has adopted the practice of holding Board meetings regularly, at least four times a year, and at approximately quarterly intervals. Notices of not less than 14 days will be given for all regular Board meetings to provide all Directors with an opportunity to attend and include matters in the agenda for a regular meeting.

For other Board and Board Committee meetings, reasonable notice will generally be given. The agenda and accompanying Board papers are dispatched to the Directors or committee members seven days (and in any event not less than three days) before the meetings to ensure that they have sufficient time to review the papers and be adequately prepared for the meetings. When Directors or committee members are unable to attend a meeting, they will be advised of the matters to be discussed and given an opportunity to make their views known to the Chairman prior to the meeting.

Minutes of the Board meetings and committee meetings will be recorded in sufficient detail the matters considered by the Board and the committees and the decisions reached, including any concerns raised by the Directors. Draft minutes of each Board meeting and committee meeting are/will be sent to the Directors for comments within a reasonable time after the date on which the meeting is held.





## CORPORATE GOVERNANCE REPORT

### MECHANISMS TO ENSURE INDEPENDENT VIEWS AND INPUT

The Board regularly reviewed the implementation and effectiveness of mechanisms to ensure independent views and input are available to the Board. Taking into account the following channels, the Board considered that the Company had in place mechanisms which remain effective to ensure a strong independent element on the Board:

- a sufficient number of three Independent non-executive Directors representing at least one-third of the Board and all of them continue to devote adequate time contribution to the Company;
- the independent non-executive Directors have an equal status to other Board members;
- all independent non-executive Directors share their views and opinions through regular meetings;
- annual meeting between the Chairman and all Independent non-executive Directors without presence of other Directors providing effective platform for the Chairman to listen independent views on various issues concerning the Group;
- interaction with management and other Board members including the Chairman outside the boardroom upon request by the Directors; and
- independent professional advice would be provided to Independent Non-executive Directors upon reasonable request to assist them to perform their duties to the Company.

### MODEL CODE FOR SECURITIES TRANSACTIONS

The Company has adopted a code of conduct regarding Directors' securities transactions on terms no less exacting than the required standard set out in the Model Code for Securities Transactions by Directors of Listed Issuer (the "**Model Code**") set out in Appendix C3 to the Listing Rules. Specific enquiries have been made to all Directors and all Directors have confirmed that they have complied with the Model Code for the year ended 31 December 2023.





## CORPORATE GOVERNANCE REPORT

### DELEGATION BY THE BOARD

The Board reserves for its decision on all major matters of the Company, including approval and monitoring of all policy matters, overall strategies and budgets, internal control and risk management systems, material transactions (in particular those that may involve conflict of interests), financial information, appointment of Directors and other significant financial and operational matters. Director could have resource to seek independent professional advice in performing their duties at the Company's expense and are encouraged to consult with the Company's senior management independently.

The daily management, administration and operation of the Group are delegated to the senior management of the Group. The delegated functions and responsibilities are periodically reviewed by the Board. Approval has to be obtained from the Board prior to any significant transactions entered into by the management.

### CORPORATE GOVERNANCE FUNCTION

The Board is also responsible for the Company's corporate governance functions to perform the following corporate governance duties:

- (a) to develop and review the Company's policies and practices on corporate governance;
- (b) to review and monitor the training and continuous professional development of Directors and senior management of the Company;
- (c) to review and monitor the Company's policies and practices on compliance with legal and regulatory requirements;
- (d) to develop, review and monitor the code of conduct and compliance manual (if any) applicable to employees and directors of the Company; and
- (e) to review the Company's compliance with the CG Code and disclosure in the Corporate Governance Report of the Company.

### REMUNERATION OF DIRECTORS AND SENIOR MANAGEMENT

The Company has established a formal and transparent procedure for formulating policies on remuneration of Directors and senior management of the Group. Details of the remuneration of each of the Directors for the year ended 31 December 2023 are set out in note 9 to the consolidated financial statements in this annual report.





## CORPORATE GOVERNANCE REPORT

The biographies of the Directors and senior management are disclosed in the section headed “Directors and Senior Management” in this annual report. Remuneration paid to the top senior management (excluding the Directors) for the year ended 31 December 2023 fell within the following bands as follows:

Remuneration Band	No. of employees
Nil to HK\$1,000,000	3

### DIRECTORS’ LIABILITY INSURANCE

The Company has arranged appropriate insurance cover in respect of legal action against its Directors.

### BOARD COMMITTEES

#### Nomination Committee

The Nomination Committee was established on 16 September 2019 and the written terms of reference of the Nomination Committee had been adopted by the Board and were posted on the websites of the Company and The Stock Exchange of Hong Kong Limited (the “**Stock Exchange**”).

The Nomination Committee is comprised of three members, namely Mr. SHEN Yuan-Ching (an executive Director), Mr. LAN Ye (an independent non-executive Director) and Mr. LING Chenkai (an independent non-executive Director). Mr. SHEN Yuan-Ching is the chairman of the Nomination Committee.

The Nomination Committee will assess the candidate or incumbent on criteria such as integrity, experience, skill and ability to commit time and effort to carry out the duties and responsibilities. The recommendations of the Nomination Committee will then put to the Board for decision.

The primary duties of the Nomination Committee include:

- to review the structure, size and composition of the Board;
- to develop and maintain a policy for the nomination of Board members;
- to develop and maintain a policy concerning diversity of Board members (the “**Board Diversity Policy**”);





## CORPORATE GOVERNANCE REPORT

- to review the board diversity policy of the Company;
- to identify individuals suitably qualified to become members of the Board;
- to assess the independence of independent non-executive Directors; and
- to make recommendation to the Board on matters relating to (i) the role, responsibilities, capabilities, skills, knowledge, experience and diversity of perspectives required from members of the Board; (ii) the policy on the terms of employment of non-executive Directors; (iii) the composition of the Audit Committee, Remuneration Committee and other Board committees of the Company; (iv) proposed changes to the structure, size and composition of the Board; (v) candidates suitably qualified to become members of the Board; (vi) the selection of individuals nominated for directorship; (vii) the re-election of any Directors who are to retire by rotation; (viii) the continuation (or not) in service of any independent non-executive Directors serving more than nine years; (ix) the appointment or re-appointment of Directors; (x) succession planning for Directors in particular the chairman and the chief executive; and (xi) the policy concerning the diversity of Board members, and the measurable objectives for implementing such policy.

During the year ended 31 December 2023, the Nomination Committee held no meeting. Instead, the members of the Nomination Committee performed their duties set out above by email and other electronic means.

During the year ended 31 December 2023, in order to comply with the diversity requirement of Rule 13.92 of the Listing Rules, the Nomination Committee has taken active steps to identify suitable candidates that meet relevant requirements (including but not limited to bringing in new perspectives to the Board, having professional knowledge and working experience in finance, auditing, accounting or law, and contributing to the diversity of the Board).

#### Policy for the Nomination of Directors

The Company follows a formal, considered and transparent procedure for the appointment of new Directors for the Board to achieve a balance of skills, experience and diversity of perspectives appropriate to the requirements of the Company's strategic focus and specific business needs. Recognising the vitality of diversity for the Board, the Company has adopted a board diversity policy.

The Nomination Committee reviews the structure, size and composition of the Board regularly and makes recommendation to the Board to complement the corporate strategy of the Company. The appointment of a new Director is a collective decision of the Board, taking into consideration the procedures for Shareholders to propose a person for election as a Director of the Company and the Board Diversity Policy. The Board believes that changes to the Board composition shall be managed without undue disruption, and shall continue to provide a balanced composition of the executive Directors, the non-executive Directors (including independent non-executive Directors) so that there is a strong independent element in the Board, which can effectively exercise independent judgement.



## CORPORATE GOVERNANCE REPORT

### Board Diversity Policy

The Company has adopted a board diversity policy which sets out the approach to achieve diversity on the Board in order to enhance the quality of its performance. Pursuant to the Board Diversity Policy, the Company seeks to achieve board diversity through the consideration of a number of factors when selecting the candidates to the Board, including but not limited to professional experience, skills, knowledge, gender, age, cultural and education background, ethnicity and length of service.

The Nomination Committee is responsible for reviewing and monitoring the implementation of the Board Diversity Policy to ensure the effectiveness of the Board Diversity Policy.

As at the date of this Annual Report, the Board comprises eight Directors, with one female Director. The Board considers the current Board composition has provided the Company with a good balance and diversity of skills and experience appropriate to the requirements of its business, and allowed opinion from different gender and background be heard and discussed, and Board diversity (including gender diversity) has been achieved, with reference to the current circumstances of the Company. The Board targets to maintain the current level of at least one female representation on the Board. The Board will continue review its structure to ensure it suits the requirement of its business and support the development of the Group. If situation evolves and the Board determines that an additional or replacement Director is required to achieve gender diversity or to suits the business requirements and support the development of the Group, the Company will deploy multiple channels for identifying suitable director candidates, including without limitation, referral from management, shareholders and advisors of the Company, or internal promotion, with regards to the range of diversity perspectives set forth in the Board Diversity Policy.

As at 31 December 2023, the Group had 1,741 employees in total with 841 female employees and 900 male employees, representing 48.3% and 51.7% of the workforce (including senior management), respectively. The Group targets to further improve the current level of female representation over time.

### Remuneration Committee

The Remuneration Committee was established on 16 September 2019 and the revised written terms of reference of the Remuneration Committee had been adopted by the Board and were posted on the websites of the Company and the Stock Exchange.

The Remuneration Committee is comprised of three members, namely Mr. LING Chenkai (an independent non-executive Director), Mr. SHEN Yuan-Ching (an executive Director) and Mr. LI Yifan (an independent non-executive Director). Mr. LING Chenkai is the chairman of the Remuneration Committee.

The primary duties of the Remuneration Committee include:

- to make recommendations to the Board on the Company's policy and structure for all Directors' and senior management remuneration and on the establishment of a formal and transparent procedure for developing remuneration policy;



## CORPORATE GOVERNANCE REPORT

- to review and approve the management’s remuneration proposals with reference to the Board’s corporate goals and objectives;
- either to determine, with delegated responsibility or to make recommendations to the Board on the remuneration packages of individual executive directors and senior management, this should include benefits in kind, pension, rights and compensation payments, including any compensation payable for loss or termination of their office or appointment;
- to make recommendations to the Board on the remuneration of non-executive Directors;
- to consider salaries paid by comparable companies, time commitment and responsibilities and employment conditions;
- to review and approve compensation payable to executive Directors and senior management for any loss or termination of office or appointment;
- to review and approve compensation arrangements relating to dismissal or removal of Directors for misconduct; and
- to ensure that no Director or any of his associates is involved in deciding his remuneration.

During the year ended 31 December 2023, the Remuneration Committee held no meetings. Instead, the members of the Remuneration Committee performed their duties set out above by email and other electronic means.

During the year ended 31 December 2023, the Remuneration Committee has performed the following major works:

- to discuss the rationality of remuneration for directors and senior executives; and
- to review the remuneration policy to determine the needs to make amendment of the same.

### Audit Committee

The Audit Committee was established on 16 September 2019 and the revised written terms of reference of the Audit Committee had been adopted by the Board and were posted on the websites of the Company and the Stock Exchange.

The Audit Committee is comprised of three independent non-executive Directors, namely Mr. LI Yifan, Mr. LAN Ye, Mr. LING Chenkai (ceased to be a member on 8 April 2024) and Ms. ZHAO Xia (appointed as a member on 8 April 2024), with Mr. LI Yifan possessing the appropriate accounting and financial management expertise as required under Rule 3.10(2) of the Listing Rules. Mr. LI Yifan is the chairman of the Audit Committee. None of the members of the Audit Committee is a former partner of the Company’s external auditor.





## CORPORATE GOVERNANCE REPORT

The primary duties of the Audit Committee include:

- to make recommendations to the Board on the appointment, re-appointment and removal of the external auditor;
- to review and monitor the external auditor’s independence and objectivity and the effectiveness of the audit process in accordance with applicable standards;
- to develop and implement policy on engaging an external auditor to supply non-audit services;
- to monitor the integrity of the Company’s financial statements and annual report and accounts, interim report and to review significant financial reporting judgments contained in them;
- to review the Company’s annual report and accounts and interim report prior to submission to the Board for approval;
- to discuss problems and reservations with the auditors arising from the interim and final audits, and any matters the auditors may wish to discuss (in the absence of management where necessary);
- to review the Company’s financial controls, internal control and risk management systems;
- to consider major investigation findings on risk management and internal control matters as delegated by the Board or on its own initiative and management’s response to these findings;
- to review the Group’s financial and accounting policies and practices;
- to review the external auditor’s management letter, any material queries raised by the auditor to management about accounting records, financial accounts or systems of control and management’s response;
- to ensure that the Board will provide a timely response to the issues raised in the external auditor’s management letter; and
- to report to the Board on the matters set out above.

During the year ended 31 December 2023, the Audit Committee held no meeting. Instead, the members of the Audit Committee performed their duties set out above by email and other electronic means.







During the year ended 31 December 2023, the Audit Committee has performed the following major works:

The Independent Investigation Committee, with the Audit Committee as the core, continued to work with the Deloitte Consulting team to conduct independent investigation and internal control review and rectifications in respect of the Pledges. Three meetings of the Independent Investigation Committee were held to review the progress of the independent investigation and internal control review and rectifications, and to actively promote the upgrade of the Company's internal control management system.

Each of the controlling shareholders of the Company has provided with the Company a confirmation on compliance pursuant to their undertakings under the Deed of Non-Competition. The Audit Committee has reviewed the confirmations and noted that during the year ended 31 December 2023, each of the controlling shareholders of the Company has complied with the Deed of Non-Competition. The Audit Committee was not aware of any significant issues that would have an adverse impact on the effectiveness of the corporate governance measures.

## ATTENDANCE RECORDS OF BOARD MEETINGS, BOARD COMMITTEE MEETING AND GENERAL MEETINGS

The attendance records of each Director and each member of the Board Committees of the Company at the relevant meetings held during the year ended 31 December 2023 are as follows:

	Actual Attendance/Number of Meetings a Director is entitled to attend				
	Board	Nomination Committee	Remuneration Committee	Audit Committee	General Meeting
No. of meetings held during the year	4	0	0	0	0
<b>Executive Directors</b>					
Mr. SHEN Yuan-Ching	4/4	N/A	N/A	N/A	N/A
Mr. FENG Bo	4/4	N/A	N/A	N/A	N/A
Mr. WANG Yong	4/4	N/A	N/A	N/A	N/A
<b>Non-executive Director</b>					
Mr. TIAN Wenzhi	3/4	N/A	N/A	N/A	N/A
<b>Independent Non-executive Directors</b>					
Mr. LAN Ye	4/4	N/A	N/A	N/A	N/A
Mr. LI Yifan	4/4	N/A	N/A	N/A	N/A
Mr. LING Chenkai	4/4	N/A	N/A	N/A	N/A



## CORPORATE GOVERNANCE REPORT

### DIRECTORS' RESPONSIBILITIES FOR FINANCIAL REPORTING IN RESPECT OF FINANCIAL STATEMENTS

The Directors acknowledge their responsibilities for preparing the financial statements for the year ended 31 December 2023 and ensuring that the preparation of the accounts is in accordance with statutory requirements and applicable accounting standards.


The Directors were not aware of any material uncertainties relating to events or conditions which may cast significant doubt upon the Group's ability to continue as a going concern.

The statement by the auditor of the Company regarding their reporting responsibilities on the consolidated financial statements of the Company is set out in the Independent Auditor's Report on pages 97 to 106 of this annual report.

### RISK MANAGEMENT AND INTERNAL CONTROL

The Group has maintained an internal control system and internal audit functions and the Directors are responsible for monitoring the implementation of internal control measures and reviewing its effectiveness. With a view to manage the Group's business and operational risks, to ensure smooth operation and to avoid future recurrence of historical non-compliance incidents, the Group has engaged an independent internal control adviser to assist the Group in reviewing and providing recommendations on improving the Group's internal control system, including corporate governance, enterprise risk assessment, internal audit, compliance consultancy and relevant business processes including revenue, purchase, expenses and cost management, fixed assets management, human resources, financial management and information technology. The Audit Committee reviewed at least once a year the findings and recommendations on the risk management and internal control system of the independent internal control adviser and the senior management in their meetings and reported to the Board on such review.

Deloitte Consulting (Hong Kong) Limited ("**Deloitte Consulting**"), being independent internal controls reviewer, has reviewed and validated the Company's systems and controls, with reference to the Company's compliance with the Listing Rules. Deloitte Consulting completed its review into the relevant matters during the period from 1 January 2022 to 31 March 2023, including a follow-up review conducted in October 2023 and issued its internal control review report on 15 August 2023 (the "**IC report**"). In the context of, and in particular since the completion of the IC report, the Company has carried out enhancements and remedial measures, to address the findings and recommendations of the IC report.



Furthermore, the Company has emphasised to all its financial personnel that the Company's financial management system must be strictly complied with, which requires, amongst others, independent verification with respect to each line entry in the bank transaction records as part of the reconciliation process, and not merely cross-checking of the year-end balance. The Company has also emphasised to its financial personnel that the check and balance is vital in ensuring all cash receipts and payments are recorded in a timely manner.



## CORPORATE GOVERNANCE REPORT

The Company will have continuous oversight over its internal control systems, on an on-going basis. Notably, for the purposes of testing and assessing its enhanced systems, the Company voluntarily requested that Deloitte Consulting conduct an additional review to verify and assess the implementation status of the remedial actions in October 2023.

Having conducted this further review, Deloitte Consulting is of the view that the current internal control system of the Company is adequate and effective.

In order to further enhance its internal control environment, the Company will adopt the following preventive/detective measures to prevent potential non-compliance with the Listing Rules in the future:

- (a) Ensuring the enhanced internal control system is strictly adhered to, the Company will appoint an independent internal control consultant to perform annual internal control review;
- (b) Regular review of the key internal control points and regular internal audit;
- (c) Ensuring the line of reporting for internal audit is addressed to the Audit Committee, with full transparency over the implementation of the internal control system and enhanced measures;
- (d) Regular reminders to directors, senior management and relevant (financial) personnel of the Company, to alert them and increase awareness on the importance of observing the internal control procedures, in accordance with the Listing Rules; and
- (e) Regular training and refreshers for all directors, senior management and relevant (financial) personnel of the Company.

The risk management and internal control systems are designed to manage, rather than eliminate business risk; to help safeguard the Group's assets against fraud and other irregularities; and to give reasonable, but not absolute, assurance against material financial misstatement or loss. In addition, it should provide a basis for the maintenance of proper and fair accounting records and assist in the compliance with relevant rules and regulations.

During the year ended 31 December 2023, the Board, as supported by the Audit Committee as well as the management, reviewed the overall effectiveness of the Group's risk management and internal control systems, covering financial, operational and compliance controls and risk management functions, which included the adequacy of resources, qualifications and experience of staff of the accounting and financial reporting function, and their training programs and budget.





## CORPORATE GOVERNANCE REPORT

The Company has also developed its disclosure policy to guide the Company's Directors, officers, senior management and relevant employees to handle confidential information, monitor information disclosure and respond to enquiries. Monitoring and control procedures have been implemented to prohibit the unauthorised access and use of inside information.

Whistleblowing procedures are in place to facilitate employees of the Company to raise, in confidence and anonymity, concerns about improprieties (such as criminal offences or financial impropriety) or other matters of the Company.

The Company has in place written measures and procedures on guiding Directors, officers and relevant employees regarding securities dealing restrictions and handling of confidential and inside information.

The Directors have confirmed that the Group had adopted all internal control measures and policies suggested by Deloitte Consulting and did not have any significant or material deficiencies in its internal control system as at the date of publication of this annual report. The Directors consider that the Group's risk management and internal control system to be effective and sufficient.

### AUDITOR'S REMUNERATION

For the year ended 31 December 2023, the total remuneration paid or payable to the Company's auditors, Moore CPA Limited, for annual audit and other audit services totally amounted to RMB2,510,000. The non-audit services are in relation to performing the agreed-upon procedures on the 2023 interim results.

An analysis of the remuneration paid or payable to Moore CPA Limited is set out below:

Description of services performed	Amount RMB'000
Audit and assurance services	2,003
Non-audit services	507
Total	2,510

The Board and the Audit Committee have agreed on the re-appointment of Moore CPA Limited as the external auditor of the Group for the year ending 31 December 2024 and the proposal will be submitted for approval at the annual general meeting to be held on Friday, 24 May 2024.





## CORPORATE GOVERNANCE REPORT

## COMPANY SECRETARY

The Company engages an external service provider to provide company secretarial services and Mr. TSO Ping Cheong Brian (“**Mr. Tso**”) was appointed one of the joint company secretaries of the Company on 19 April 2019. Following the resignation of Mr. XU Yibin as the other joint company secretary on 20 May 2021, Mr. Tso became the company secretary of the company. Mr. Tso has assisted on the company secretarial matters of the Company. The primary contact person in the Company for Mr. Tso in relation to corporate secretarial matters is Mr. HUANG Jinfu, the general manager of the planning centre of the office of the board of directors of Xinyuan Science. For the year ended 31 December 2023, Mr. Tso had complied with Rule 3.29 of the Listing Rules by taking no less than 15 hours of relevant professional training. Since Mr. Tso is an external service provider, Mr. SHEN Yuan-ching, the Chairman of the Board, would be the person at the Company whom Mr. Tso can contact according to code provision C.6.1 of the code.

## COMMUNICATION WITH SHAREHOLDERS AND INVESTOR RELATIONS

The Group recognizes the importance of transparent and timely disclosure of corporate information, which enables the shareholders and investors to make the best investment decision. The Company believes the effective communication with the shareholders is essential for enhancing investor relations and investors’ understanding of the Group’s business performance and strategies.

The Company maintains a website at [www.xypm.hk](http://www.xypm.hk) as a communication platform with shareholders and investors, where information on the Company’s announcements, financial information and other information are available for public access. The shareholders and investors may send written enquires or requests to the Company’s principal place of business in Hong Kong at Unit B, 17/F, Admiralty Centre, 95 Queensway, Admiralty, Hong Kong for the attention of the company secretary of the Company.

Besides, shareholders’ meetings provide an opportunity for communication between the Board and the shareholders, Board members and appropriate senior staff of the Group will be available at the meeting to answer any questions raised by the shareholders.

The Company has also established a shareholders’ communication policy to ensure the shareholders are provided with ready, equal and timely access to balanced and understandable information about the Company. The policy is regularly reviewed to ensure its effectiveness and is available on written request to the company secretary of the Company.

Taking into account the variety of existing channels for communication and participation, the Company is of the view that its shareholders’ communication policy was effective and adequate during the year ended 31 December 2023. The Company will continue to review the implementation and effectiveness of the policy by shareholders’ feedback from the previous mentioned channel.



## CORPORATE GOVERNANCE REPORT

### SHAREHOLDERS' RIGHTS

#### Convening an Extraordinary General Meeting by Shareholders and Putting Forward Proposals

Under the Memorandum and Articles of Association, an extraordinary general meeting (“EGM”) may be convened by the Board or resolutions shall be added to the agenda of a general meeting upon requisition by any two or more shareholders holding not less than one-tenth of the voting rights on a one vote per share basis in the share capital of the Company. EGM may also be convened by the Board or resolutions shall be added to the agenda of a general meeting upon requisition by any one member which is a recognized clearing house (or its nominees) holding not less than one-tenth of the voting rights on a one vote per share basis in the share capital of the Company. The shareholder(s) shall make a written requisition to the Board or the company secretary at the Company’s principal place of business in Hong Kong, specifying the shareholding information of the shareholder(s), his/her/its contact details and the proposal regarding any specifying transaction/business and its supporting documents.

If within 21 days of deposit of such written requisition, the Board fails to proceed to convene such EGM, the requisitionist(s) themselves or any of them may do so in the same manner, and all reasonable expenses incurred by the requisitionist(s) as a result of the failure of the Board shall be reimbursed to them by the Company.

#### Making enquiries to the Board

The shareholders shall direct their questions about their shareholdings to the Company’s Hong Kong Branch Share Registrar, Tricor Investor Services Limited at 17/F, Far East Finance Centre, 16 Harcourt Road, Hong Kong.

### DIVIDEND POLICY

The Company adopted a dividend policy on 27 March 2020. Pursuant to the Company’s dividend policy, the dividend payout ratio shall be determined by the Board from time to time. The remaining net profit will be used for the Group’s operations and development. In deciding whether to propose a dividend and in determining the dividend amount, the Board shall take into account, among other things, the following factors:

- (a) the Company’s current and future operations, actual and expected financial performance;
- (b) any corporate development plans;
- (c) the Group’s liquidity position, working capital and capital expenditure requirements and future expected capital needs;
- (d) the level of the Group’s debt to equity ratio, return on equity and the relevant financial covenants;



## CORPORATE GOVERNANCE REPORT

- (e) any restrictions on payments of dividends that may be imposed by the Group's lenders or other third parties;
- (f) retained earnings and distributable reserves of the Company and each of the members of the Group;
- (g) general economic conditions, the business cycle of the Group's business and other internal and external factors that may have an impact on the business or financial performance and position of the Company; and
- (h) any other factor that the Board deems appropriate and relevant.

The recommendation of the payment of dividend is subject to the determination of the Board, and any declaration of final dividend for a financial year will be subject to the approval of the shareholders of the Company. The declaration and payment of dividends is also subject to any restrictions under the Companies Law of the Cayman Islands, any applicable laws, rules and regulations, including the Listing Rules, and the Company's Articles of Association.

### CONSTITUTIONAL DOCUMENTS

The latest version of the Memorandum and Articles of Association, which was adopted by passing of a special resolution by the shareholders of the Company at the annual general meeting held on 27 May 2022, is available on the websites of the Company ([www.xypm.hk](http://www.xypm.hk)) and the Stock Exchange ([www.hkexnews.hk](http://www.hkexnews.hk)).



## REPORT OF THE DIRECTORS

The board (the “**Board**”) of directors (the “**Directors**”) of Xinyuan Property Management Service (Cayman) Ltd. (the “**Company**”) is pleased to present their report together with the audited consolidated financial statements of the Company and its subsidiaries (collectively the “**Group**”) for the year ended 31 December 2023.

### CORPORATE INFORMATION AND GLOBAL OFFERING

The Company was incorporated in the Cayman Islands on 13 December 2018 as an exempted company with limited liability. The Company carried out the global offering (the “**Global Offering**”), comprising 125,000,000 shares in the Company (the “**Shares**”) at HK\$2.08 per Share and the Shares were listed on the Main Board of The Stock Exchange of Hong Kong Limited (the “**Stock Exchange**”) on 11 October 2019 (the “**Listing Date**”). For details of the relevant use of proceeds, please see the section headed “Use of Proceeds from Listing” in this annual report.

### PRINCIPAL ACTIVITIES

The Company is an investment holding company. Through its subsidiaries, the Company provides property management services, value-added services and pre-delivery and consulting services. Details of the principal activities of the Company’s subsidiaries are set out in note 1 to the consolidated financial statements of this annual report.

### BUSINESS REVIEW AND PERFORMANCE

The business review of the Group including the information below are set out in the Chairman’s Statement and the Management Discussion and Analysis on pages 6 to 34 of this annual report:

- (a) A fair review of the Group’s business;
- (b) A description of the principal risk management strategies of the Group;
- (c) An analysis using financial key performance indicators; and
- (d) An indication of likely future development in the Group’s business.

### RESULTS

The results and financial positions of the Group for the year ended 31 December 2023 and as at the date are set out in the consolidated statement of profit or loss and other comprehensive income and the consolidated statement of financial position on pages 107 and 109 of this annual report.





## REPORT OF THE DIRECTORS

## FINAL DIVIDEND

The Board did not propose any dividend for the year ended 31 December 2023 (2022: nil).

A special dividend in respect of the six months ended 30 June 2023 of HK\$3.8 cents per ordinary share, amounting to approximately HK\$21,565,000 (equivalent to RMB20,000,000 based on the exchange rate as at dividend proposal date) was recommended by the Board of directors on 12 March 2024. The special dividend will be payable to Shareholders whose names appear on the Register of Members of the Company on Thursday, 28 March 2024 on Friday, 5 April 2024.

## CLOSURE OF REGISTER OF MEMBERS

The annual general meeting of the Company (the “AGM”) is expected to be held on Friday, 24 May 2024. For determining the entitlement to attend and vote at the AGM, the Register of Members of the Company will be closed from Tuesday, 21 May 2024 to Friday, 24 May 2024, both days inclusive, during which the period no transfer of shares of the Company will be registered. In order to be eligible to attend and vote at the AGM, all share transfer documents accompanied by the relevant share certificates must be lodged with the Company’s Hong Kong Branch Share Registrar, Tricor Investor Services Limited, at 17/F, Far East Finance Centre, 16 Harcourt Road, Hong Kong, for registration not later than 4:30 p.m. on Monday, 20 May 2024.

## RESERVES

Movements during the year in the reserves of the Group and the Company are set out in the consolidated statement of change in equity and note 30 to the consolidated financial statements in this annual report.

## DISTRIBUTABLE RESERVES

As at 31 December 2023, the Company’s reserves available for distribution, calculated in accordance with the provisions of the Cayman Companies Act, amounted to approximately RMB490.5 million, provided that the Company will be able to pay its debts as they fall due in the ordinary course of business immediately following the distribution or proposed distribution.

## FINANCIAL SUMMARY

A summary of the results, assets, liabilities of the Group for the past five financial years is set out on page 234 of this annual report.



## REPORT OF THE DIRECTORS

### MAJOR RISKS AND UNCERTAINTIES

The industry in which we operate and our performance are affected by the overall economic environment and industry regulatory requirements. We may also be affected by daily operational risks such as contract renewal and market development, as well as external circumstances such as natural disasters, public health events, government policies and regulations.

### IMPORTANT RELATIONSHIP WITH CUSTOMERS, SUPPLIERS AND EMPLOYEES

The Group understands the importance of maintaining a good relationship with its employees, customers and suppliers to meet its immediate and long-term business goals. During the year ended 31 December 2023, there was no material and significant dispute between the Group and its employees, customers and suppliers.

### ENVIRONMENTAL POLICIES AND PERFORMANCE


The Group is committed to fulfilling social responsibility, promoting employee benefits and development, protecting the environment and giving back to the community and achieving sustainable group. The Group endeavours to comply with the relevant laws and regulations regarding environmental protection and adopt effective measures to achieve efficient use of resources, waste reduction and energy saving.

In accordance with Rule 13.91 and the Environmental, Social and Governance Reporting Guide contained in Appendix C2 to the Listing Rules, the Company's environmental, social and governance report will be available on the Company's website at the same time as the publication of this annual report.

### COMPLIANCE WITH THE RELEVANT LAWS AND REGULATIONS

As far as the Board and management are aware, the Group has complied in all material aspects with the relevant laws and regulations that have a significant impact on the business and operation of the Group. During the year ended 31 December 2023, there was no material breach of, or non-compliance with, applicable laws and regulations by the Group.

### MAJOR SUPPLIERS AND CUSTOMERS



For the year ended 31 December 2023, total revenue from the Group's largest customer, Xinyuan Real Estate Co., Ltd ("**Xinyuan Real Estate Holdings**") and its subsidiaries (collectively "**Xinyuan Real Estate Group**"), and the five largest customers accounted for approximately 10.9%% and 2.7%% of the Group's total sales for the year respectively. Xinyuan Real Estate Group is a connected person of the Group. Save for Xinyuan Real Estate Group, none of the Directors or their close associates or any shareholder (which to the knowledge of the Directors owns more than 5% interest in the Company) had any interest in any of the five largest customers for the year ended 31 December 2023.



## REPORT OF THE DIRECTORS

For the year ended 31 December 2023, total purchases from the Group's largest supplier and the five largest suppliers accounted for approximately 10.3% and 27.8% of the Group's total purchases respectively. Save for Xinyuan Real Estate Group, none of the Directors or their close associates or any shareholder (which to the knowledge of the Directors owns more than 5% interest in the Company) had any interest in any of the five largest suppliers for the year ended 31 December 2023.

### SHARE CAPITAL

Details of movements in the share capital of the Company during the year ended 31 December 2023 are set out in note 29 to the financial statements in this annual report.

### PURCHASE, SALE OR REDEMPTION OF LISTED SECURITIES

Neither the Company nor its subsidiaries has purchased, sold or redeemed any of the Company's securities listed on the Stock Exchange during the year ended 31 December 2023.

### BORROWINGS

As at 31 December 2023, the Group had no borrowings.

### DIRECTORS

The Directors during the year ended 31 December 2023 and up to the date of this annual report were:

#### Executive Directors

Mr. SHEN Yuan-Ching (*Chairman*)

Mr. FENG Bo

Mr. WANG Yong

#### Non-executive Director

Mr. TIAN Wenzhi

#### Independent non-executive Directors

Mr. LAN Ye

Mr. LI Yifan

Mr. LING Chenkai

Ms. ZHAO Xia (appointed on 8 April 2024)

In accordance with the provisions of the Company's memorandum and articles of association (the "**Memorandum and Articles of Association**"), every Director (including those appointed for a specific term) shall be subject to retirement by rotation at least once every three years and any Director appointed by the Board either to fill a casual vacancy or as an addition to the Board shall hold office only until the next first annual general meeting of the Company after his appointment and shall then be eligible for re-election at that meeting.



## REPORT OF THE DIRECTORS

In accordance with article 16.19 of the Memorandum and Articles of Association, Mr. SHEN Yuan-Ching, Mr. TIAN Wenzhi and Mr. LAN Ye will retire by rotation and being eligible, will offer themselves for re-election at the AGM.

Details of the Directors to be re-elected at the AGM are set out in the circular to the shareholders.

### CONFIRMATION OF INDEPENDENCE OF INDEPENDENT NON-EXECUTIVE DIRECTOR

The Company confirms that it has received from each of the independent non-executive Directors an annual confirmation of his/her independence pursuant to Rule 3.13 of the Listing Rules and still considers that all independent non-executive Directors have satisfied their independence to the Group.

### DIRECTORS' SERVICE CONTRACTS

Each of executive Directors has entered into a service contract with the Company for a term of three years which may be terminated by either party giving not less than three months' prior notice in writing and is subject to termination provisions therein and retirement and re-election at the annual general meetings of the Company in accordance with the Memorandum and Articles of Association or any other applicable laws from time to time whereby he/she shall vacate his/her office.

Each of non-executive Director and independent non-executive Directors has entered a letter of appointment with the Company for an initial term of three years, unless either party gives three months prior written notice to the other to terminate the letter of appointment before expiry of the existing term, and is subject to retirement by rotation in accordance with the Memorandum and Articles of Association.

None of the Directors has a service agreement which is not determinable by the Group within one year without payment of compensation (other than statutory compensation).

### DIRECTORS' MATERIAL INTEREST IN TRANSACTIONS, ARRANGEMENTS AND CONTRACTS THAT ARE SIGNIFICANT IN RELATION TO THE GROUP'S BUSINESS

Save as disclosed under the section headed "Connected Transactions" and note 34 to the financial statements contained herein, there was no transaction, arrangement and contract of significance in relation to the Group's business to which the Company or any of its subsidiaries was a party and in which any Director of the Company or an entity connected with any Director has a material interest, whether directly or indirectly, subsisted at the end of the year or at any time during the year ended 31 December 2023.



## REPORT OF THE DIRECTORS

### CONTRACTS OF SIGNIFICANCE WITH CONTROLLING SHAREHOLDER

Save as disclosed under the section headed “Connected Transactions” and note 34 to the financial statements contained herein, there was no contract of significance entered into between the Company, or any of its subsidiaries, and a controlling shareholder of the Company, or any of its subsidiaries, during the year.

### EMOLUMENTS OF DIRECTORS AND SENIOR MANAGEMENT

The emoluments of the Directors and senior management of the Group are decided by the Board with reference to the recommendation given by the Remuneration Committee, having regard to the Group’s operating results, individual performance and comparable market statistics.

Details of the emoluments of the Directors and senior management are set out in notes 9 and 10 to the financial statements in this annual report.

No emoluments were paid by the Group to any Director or chief executive as an inducement to join or upon joining the Group or as compensations for loss of office for the year and none of the Directors has waived any emoluments for the year.

### PERMITTED INDEMNITY PROVISION

Pursuant to the Memorandum and Articles of Association, every Director shall be entitled to be indemnified out of the assets of the Company against all losses or liabilities incurred or sustained by him as a Director of the Company in defending any proceedings, whether civil or criminal, in which judgment is given in his favour, or in which he is acquitted. The Company has arranged appropriate directors’ and officers’ liability insurance coverage for the Directors and officers of the Group during the year, which remains in force.

### BIOGRAPHICAL DETAILS OF DIRECTORS AND SENIOR MANAGEMENT

The biographical details of the Directors and senior management are set out in the section headed “Directors and Senior Management” on pages 35 to 42 of this annual report.



## REPORT OF THE DIRECTORS

### EQUITY-LINKED AGREEMENTS

#### (a) Pre-IPO Share Award Scheme

The Pre-IPO Share Award Scheme (the “**Pre-IPO Share Award Scheme**”) was adopted on 31 January 2019 (the “**Adoption Date**”) and revised on 15 March 2019. The main purposes of Pre-IPO Share Award Scheme are (i) to reflect the substance of the share incentive scheme adopted by Xinyuan Science and Technology Service Group Co., Ltd. on 17 March 2018 at the level of the Company (which is the ultimate holding company of the Group after the Listing) and have modifications thereto based on the existing circumstances; (ii) to recognize contributions made by the grantees; (iii) to encourage and retain the grantees to work with the Group; and (iv) to align the interests of the grantees directly to the Shareholders through ownership of the Shares.

Pursuant to the Pre-IPO Share Award Scheme and prior to the Global Offering, a total of ten directors and employees of the Group (each, a “**Grantee**”) were awarded a total of 56,250 Shares at the date of the grant, which were subsequently subdivided into 56,250,000 Shares representing 11.25% of the enlarged issued share capital of the Company immediately following the completion of the Global Offering and not taking into account of any Shares which may be allotted and issued upon the exercise of any options which may be granted under the Post-IPO Share Option Scheme. All the said awarded Shares were allotted and issued by the Company to the Grantees’ nominee vehicles, namely Galaxy Team Holdings Limited and Glory Eternity Holdings Limited, upon their requests on 21 March 2019. Details of the outstanding awards granted under the Pre-IPO Share Award Scheme are set out note 31 to the consolidated financial statements in this annual report.

A summary of the Grantees who have been awarded Shares under the Pre-IPO Share Award Scheme is set out below:

Name of the Grantee	Consideration (RMB)	Number of awarded Shares	Percentage of shareholding (Note 1)
<b>Senior Management</b>			
Mr. WANG Yantao	840,000	5,625,000	0.99%
Ms. ZHANG Rong	560,000	3,750,000	0.66%
Mr. HUANG Jinfu	280,000	1,875,000	0.33%
<b>Other Grantees</b>			
Mr. ZHANG Lizhou (Note 2)	2,800,000	18,750,000	3.30%
Ms. WANG Yanbo (Note 4)	1,680,000	11,250,000	1.98%
Mr. HUANG Bo (Note 3)	840,000	5,625,000	0.99%
Ms. DU Xiangyan	560,000	3,750,000	0.66%
Mr. ZHANG Xiaofei	280,000	1,875,000	0.33%
Mr. AN Guangfu	280,000	1,875,000	0.33%
<b>Total</b>		<b>56,250,000</b>	<b>9.91%</b>

Notes:

- These percentages are calculated on the basis of 567,500,000 Shares in issue as at 31 December 2023.
- Mr. ZHANG Lizhou was appointed as a Director on 13 December 2018 and was redesignated as an executive Director on 19 April 2019. Mr. ZHANG Lizhou resigned as a Director on 30 June 2019 in order to devote more time to other personal businesses. Pursuant to the Pre-IPO Share Award Scheme, the resignation of Mr. ZHANG Lizhou constituted a triggering event for forfeiture of awarded Shares and the Company is entitled to request Mr. ZHANG Lizhou to transfer, or procure his nominee (i.e. Glory Eternity Holdings Limited) to transfer the legal and equitable ownership in all the Shares allotted and issued to him or his nominee vehicle under the Pre-IPO Share Award Scheme (the "Subject Shares") to the Company or its nominee. On 14 August 2019, the Company, Xinyuan Real Estate, Ltd., Mr. ZHANG Lizhou and Glory Eternity Holdings Limited entered into an arrangement agreement, pursuant to which (i) Glory Eternity Holdings Limited shall transfer all of the Subject Shares to Xinyuan Real Estate, Ltd. in consideration of the Company's refund of RMB2,800,000 paid by Mr. ZHANG Lizhou pursuant to the Pre-IPO Share Award Scheme; and (ii) Xinyuan Real Estate, Ltd. shall apply a portion of the shareholder's loan it advanced to the Company in the amount of RMB2,800,000 as settlement of the consideration for the Subject Shares. Upon completion of the transfer of the Subject Shares on 20 August 2019, Mr. ZHANG Lizhou ceased to be a shareholder of the Company.

## REPORT OF THE DIRECTORS

3. On 15 February 2022, Mr. Huang Bo resigned as executive Director and chief financial officer of the Company.
4. On 29 August 2022, Ms. WANG Yanbo resigned as executive Director and chief executive officer of the Company.

Save for the above, no further Shares had been awarded under the Pre-IPO Share Award Scheme and no further Shares had been awarded thereunder on or after the Listing Date.

During the year ended 31 December 2023, no awards were vested, lapsed or cancelled.

The Pre-IPO Share Award Scheme commenced on the Adoption Date and remained valid and effective for a period of three years from the Adoption Date. Notwithstanding the foregoing and without prejudice to any subsisting rights of any Grantee, the Company may at any time terminate the Pre-IPO Share Award Scheme. Each Grantee shall be subject to a service condition that he/she shall continuously serve or work for the Group for the period from the date of grant to 31 December 2021 (both dates inclusive) and the lock-up requirement under the Pre-IPO Share Award Scheme. For further details of the triggering events for forfeiture of awarded Shares and the lock-up requirement, please refer to Appendix V to the prospectus of the Company dated 25 September 2019.

The Pre-IPO Share Award Scheme expired on 31 December 2021.

### (b) Post-IPO Share Option Scheme

The Post-IPO Share Option Scheme (the “**Post-IPO Share Option Scheme**”) was adopted by a resolution in writing passed by the Shareholders on 16 September 2019 for the purpose of enabling the Group to grant options to selected participants as incentives or rewards for their contribution to the Group. A summary of the principal terms of the Post-IPO Share Option Scheme is set out below:

#### Participants

The Directors may, at their absolute discretion, invite any person belonging to any of the following classes of participants, to take up options to subscribe for Shares:

- (a) any employee (whether full-time or part-time including any executive director but excluding any non-executive director) of the Company, any of subsidiaries of the Company or any entity (“**Invested Entity**”) in which any member of the Group holds an equity interest;
- (b) any non-executive directors (including independent non-executive directors) of the Company, any of subsidiaries of the Company or any Invested Entity;
- (c) any supplier of goods or services to any member of the Group or any Invested Entity;
- (d) any customer of any member of the Group or any Invested Entity;





## REPORT OF THE DIRECTORS

- (e) any person or entity that provides research, development or other technological support to any member of the Group or any Invested Entity;
- (f) any shareholder of any member of the Group or any Invested Entity or any holder of any securities issued by any member of the Group or any Invested Entity;
- (g) any adviser (professional or otherwise) or consultant to any area of business or business development of any member of the Group or any Invested Entity; and
- (h) any other group or classes of participants who have contributed or may contribute by way of joint venture, business alliance or other business arrangement to the development and growth of the Group;

and, for the purposes of the Post-IPO Share Option Scheme, the offer for the grant of option may be made to any company wholly owned by one or more persons belonging to any of the above classes of participants.

#### Maximum Number of Shares Available for Issue under the Post-IPO Share Option Scheme

The maximum number of Shares which may be issued upon the exercise of all options to be granted under the Post-IPO Share Option Scheme and any other share option schemes of the Group is 50,000,000, being no more than 10% of the Shares in issue as at the Listing Date (the “**General Scheme Limit**”).

The General Scheme Limit may be refreshed at any time by obtaining prior approval of the Shareholders in a general meeting of the Company. However, the refreshed General Scheme Limit cannot exceed 10% of the Shares in issue as at the date of such approval, and for the purpose of calculating the latest refreshed limit, options (including those outstanding, cancelled, lapsed or exercised in accordance with the Post-IPO Share Option Scheme and any other share option schemes of the Group) previously granted under the Post-IPO Share Option Scheme and any other share option schemes of the Group will not be counted.

The maximum number of Shares which may be issued upon the exercise of all outstanding options granted and yet to be exercised under the Post-IPO Share Option Scheme and any other share option schemes adopted by the Group must not in aggregate exceed 30% of the share capital of the Company in issue from time to time.

As at the date of this annual report, no options had been granted, agreed to be granted, exercised, cancelled or lapsed pursuant to the Post-IPO Share Option Scheme and therefore the total number of Shares which may be issued upon the exercise of all options to be granted under the Post-IPO Share Option Scheme was 50,000,000 Shares, representing 8.81% of the issued share capital of the Company as at the date of this annual report.



## REPORT OF THE DIRECTORS

### **Limit of Each Participant**

Unless approved by Shareholders in a general meeting of the Company, the total number of Shares issued and which may fall to be issued upon the exercise of the options granted under the Post-IPO Share Option Scheme and any other share option schemes of the Group (including both exercised or outstanding options) to each grantee in any 12-month period shall not exceed 1% of the issued share capital of the Company for the time being.

### **Time of Acceptance and Exercise of Option**

Any option may be accepted by a participant within 21 days from the date of the offer of grant of the option.

An option may be exercised in accordance with the terms of the Post-IPO Share Option Scheme at any time during a period to be determined and notified by the Directors to each grantee, which period may commence from the date of the offer for the grant of options is made, but shall end in any event not later than 10 years from the date of grant of the option subject to the provisions for early termination thereof.

Unless otherwise determined by the Directors and stated in the offer for the grant of options to a grantee, there is no minimum period required under the Post-IPO Share Option Scheme for the holding of an option before it can be exercised.

### **Performance targets**

Unless the Directors otherwise determined and stated in the offer for the grant of options to a grantee, a grantee is not required to achieve any performance targets before any options granted under the Post-IPO Share Option Scheme can be exercised.

### **Subscription Price for the Shares and Consideration for the Option**

The subscription price for the Shares under the Post-IPO Share Option Scheme shall be a price determined by the Directors, but shall not be less than the highest of (i) the closing price of the Shares as stated in the Stock Exchange's daily quotations sheet for trade in one or more board lots of the Shares on the date of the offer for the grant, which must be a business day; (ii) the average closing price of Shares as stated in the Stock Exchange's daily quotations for the five business days immediately preceding the date of the offer for the grant; and (iii) the nominal value of a Share.

A nominal consideration of HK\$1 is payable on acceptance of the grant of an option.



## REPORT OF THE DIRECTORS

### Life of the Post-IPO Share Option Scheme

The Post-IPO Share Option Scheme will remain in force for a period of 10 years commencing on the date on which the Post-IPO Share Option Scheme is adopted. The remaining life of the Post-IPO Share Option Scheme is around 5.5 years as at the date of this annual report.

The terms of the Post-IPO Share Option Scheme are disclosed in the Company's prospectus dated 25 September 2019. No share options were granted, exercised, expired or lapsed under the Post-IPO Share Option Scheme during the year. The Company did not have any outstanding share options, warrants and convertible instruments into shares as at 31 December 2023 and up to the date of this annual report.

### DIRECTORS' AND CHIEF EXECUTIVE'S INTERESTS AND SHORT POSITION IN SHARES, UNDERLYING SHARES AND DEBENTURES OF THE COMPANY AND ITS ASSOCIATED CORPORATIONS

As at 31 December 2023, none of the Directors and chief executives of the Company has any interests or short positions in the shares (the "**Shares**"), underlying Shares or debentures of the Company or any of its associated corporations (within the meaning of Part XV of the Securities and Futures Ordinance (the "**SFO**") which were required (a) to be notified to the Company and the Stock Exchange pursuant to Divisions 7 and 8 of Part XV of the SFO (including interests and short positions which they are taken or deemed to have under such provisions of the SFO), or (b) to be and were entered in the register required to be kept by the Company pursuant to section 352 of the SFO, or (c) as otherwise notified to the Company and the Stock Exchange pursuant to the Model Code for Securities Transactions by Directors of Listed Issuers as set out in Appendix C3 to the Listing Rules (the "**Model Code**").

### DIRECTORS' RIGHTS TO ACQUIRE SHARES OR DEBENTURES

Save as otherwise disclosed in this annual report, no rights to acquire benefits by means of the acquisition of Shares in or debentures of the Company were granted to any Director or their respective spouse or children under 18 years of age, or were such rights exercised by them; or was the Company and any of its subsidiaries a party to any arrangement to enable the Directors, or their respective spouse or children under 18 years of age, to acquire such rights in any other body corporate during the year ended 31 December 2023.



## REPORT OF THE DIRECTORS

## SUBSTANTIAL SHAREHOLDERS' INTERESTS AND SHORT POSITION IN SHARES AND UNDERLYING SHARES

As at 31 December 2023, to the best of the Directors' knowledge, the following persons (other than the Directors and chief executives of the Company) had or deemed or taken to have an interest and/or a short position in the Shares or the underlying Shares which fall to be disclosed under the provisions of Divisions 2 and 3 of Part XV of the SFO or as recorded in the register required to be kept pursuant to Section 336 of the SFO:

Name	Capacity/Nature of Interest <sup>(1)</sup>	Number of Shares	Approximate percentage of shareholding <sup>(5)</sup>
Xinyuan Real Estate, Ltd. <sup>(2)</sup>	Beneficial owner	300,000,000	52.86%
Xinyuan Real Estate Co., Ltd. <sup>(2, 3)</sup>	Interest of a controlled corporation	300,000,000	52.86%
Galaxy Team Holdings Limited <sup>(4)</sup>	Beneficial owner	37,500,000	6.61%
Xingtai Capital Management Limited	Investment manager	77,000,000	13.57%
Xingtai China Master Fund	Beneficial owner	34,000,000	5.99%

## Notes:

- All interests stated are long position.
- Xinyuan Real Estate, Ltd. is wholly owned by Xinyuan Real Estate Co., Ltd.. By virtue of the SFO, Xinyuan Real Estate Co., Ltd. is therefore deemed to be interested in 300,000,000 Shares which are interested by Xinyuan Real Estate, Ltd..
- Xinyuan Real Estate Co., Ltd., the shares in which are listed on the New York Stock Exchange (stock code: XIN), is owned as to 27.42% by Mr. ZHANG Yong, 24.98% by Spectacular Stage Limited and 47.60% by public shareholders.
- Galaxy Team Holdings Limited is owned as to 30%, 15%, 15%, 10%, 10%, 5%, 5%, 5% and 5% by Ms. WANG Yanbo, Mr. HUANG Bo, Mr. WANG Yantao, Ms. DU Xiangyan, Ms. ZHANG Rong, Mr. HUANG Jinfu, Mr. AN Guangfu, Mr. LYU Shaohui and Mr. ZHANG Xiaofei, respectively.
- The percentage of shareholding is calculated on the basis of the number of issued Shares as at 31 December 2023 of 567,500,000.

Save as disclosed above, as at 31 December 2023, according to the register kept by the Company under Section 336 of the SFO and so far as was known to the Directors, there was no other person (other than Directors or chief executives of the Company) who had an interest and/or short position in the Shares or the underlying Shares which fall to be disclosed under the provisions of Divisions 2 and 3 of Part XV of the SFO.



## REPORT OF THE DIRECTORS

## DIRECTOR'S AND CONTROLLING SHAREHOLDER'S INTEREST IN COMPETING BUSINESS

As disclosed in the prospectus dated 25 September 2019, each of Xinyuan Real Estate Holdings and Xinyuan Real Estate, Ltd., the controlling shareholders of the Company, (collectively, the “**Covenantors**” and each a “**Covenantor**”) has given non-competition undertakings (the “**Non-Competition Undertakings**”) in favor of the Company (for itself and as trustee for each of its subsidiaries) on 16 September 2019, pursuant to which each of the Covenantors has, among other matters, irrevocably undertaken to us on a joint and several basis that at any time during the Relevant Period (as defined below), each of the Covenantors shall, and shall procure that their respective close associates and/or companies controlled by them (other than the Group) shall:

- (i) not, directly or indirectly, be interested or involved or engaged in or acquire or hold any right or interest (in each case whether as a shareholder, partner, agent or otherwise and whether for profit, reward or otherwise) in any business which is or is about to be engaged in any business which competes or is likely to compete directly or indirectly with the business currently and from time to time engaged by the Group (including but not limited to the provision of (i) property management services, (ii) value-added services, (iii) pre-delivery and consulting services, (iv) property marketing services, (v) event planning services and (vi) intelligence engineering services, as described in this prospectus) in the PRC and/or any other country or jurisdiction to which the Group provides such services and/or in which any member of the Group carries on business mentioned above from time to time (the “**Restricted Activity**”);
- (ii) not solicit any existing employee of the Group for employment by it or its associates (excluding the Group);
- (iii) not, without the consent from the Company, make use of any information pertaining to the business of the Group which may have come to its knowledge in its capacity as the controlling shareholder for any purpose of engaging, investing or participating in any Restricted Activity;
- (iv) if there is any project or new business opportunity that relates to the Restricted Activity, refer such project or new business opportunity to the Group for consideration;
- (v) not invest or participate in any Restricted Activity; and
- (vi) procure its associates (excluding the Group) not to invest or participate in any project or business opportunity of the Restricted Activity.



## REPORT OF THE DIRECTORS


The above undertakings (i) to (vi) are subject to the exception that any of the close associates of the Covenantors and/or companies controlled by the Covenantors (excluding the Group) are entitled to invest, participate and be engaged in any Restricted Activity or any project or business opportunity, regardless of value, which has been offered or made available to the Group, provided always that information about the principal terms thereof has been disclosed to the Company and the Directors, and the Company shall have, after review and approval by a board committee which consists of the Directors (including the independent non-executive Directors) who do not have any directorship in Xinyuan Real Estate Holdings and do not have an interest in such project or business opportunity, confirmed its rejection to be involved or engaged, or to participate, in the relevant Restricted Activity and provided also that the principal terms on which that relevant close associate of the Covenantor(s) or company controlled by the Covenantor(s) invests, participates or engages in the Restricted Activity are substantially the same as or not more favorable than those disclosed to the Company. Subject to the above, if the relevant close associate of the Covenantor(s) or company controlled by the Covenantor(s) decides to be involved, engaged, or participate in the relevant Restricted Activity, whether directly or indirectly, the terms of such involvement, engagement or participation must be disclosed to the Company and the Directors as soon as practicable.

For the above purpose, the “Relevant Period” means the period commencing from the Listing Date and shall expire on the earlier of the dates below:

- (a) the date on which the Covenantors and their close associates (individually or taken as a whole) ceases to own 30% of the then issued share capital of the Company (whether directly or indirectly) or cease to be considered as the controlling shareholders of the Company for the purpose of the Listing Rules and do not have power to control the majority of the Board; and
- (b) the date on which the Shares cease to be listed on the Stock Exchange.

The controlling shareholders of the Company confirmed that they have complied with the Deed of Non-Competition for the year ended 31 December 2023. No new business opportunity was informed by the controlling shareholders as at 31 December 2023.

The independent non-executive Directors of the Company (except Mr. LI Yifan) who do not have any directorship in Xinyuan Real Estate Holdings have conducted a review for the year ended 31 December 2023 and also reviewed the relevant undertakings and are satisfied that the Deed of Non-Competition has been fully complied.



Save as disclosed above, none of the Directors held any interests in any business that compete directly against the Company or any of its jointly controlled entities and subsidiaries during the year ended 31 December 2023.



## CONNECTED TRANSACTIONS

Details of the relevant connected transactions or continuing connected transactions of the Company during the year ended 31 December 2023 are as follows:

### (A) Continuing Connected Transactions Fully Exempt from the Reporting, Annual Review, Announcement and Independent Shareholders' Approval Requirements

#### 1. Trademark Licensing Agreement

On 16 September 2019, a trademark licensing agreement (the "**Trademark Licensing Agreement**") was entered into between the Company on one hand and Henan Xinyuan Property Services Co., Ltd. ("**Henan Xinyuan**") and Beijing Aijieli Technology Development Co., Ltd. ("**Beijing Aijieli**") (collectively the "**Licensors**") on other hand, pursuant to which the Licensors agreed to irrevocably and unconditionally grant the Company a non-transferable license to use certain trademarks registered in the names of the Licensors in the PRC for a perpetual term commencing from the date of the Trademark Licensing Agreement on a royalty-free basis. The Trademark Licensing Agreement is not unilaterally terminable by the Licensors.

The Company has been using the abovementioned licensed trademarks in the business of the Group over the years in relation to the services rendered by the Group and for the related marketing and promotion activities on a royalty-free basis. The Directors believe that the entering into of the Trademark Licensing Agreement with a term of more than three years can ensure the stability of the Group's operations, and is beneficial to the Company and the Shareholders as a whole.

Henan Xinyuan and Beijing Aijieli, as the registered proprietors of the licensed trademarks, are an indirect wholly-owned subsidiary of Xinyuan Real Estate Holdings, the controlling shareholder of the Company, and an indirect non wholly-owned subsidiary of Xinyuan Real Estate Holdings respectively, and therefore each of them is a connected person of the Company under the Listing Rules. Accordingly, the transactions under the Trademark Licensing Agreement will constitute continuing connected transactions for the Company under Chapter 14A of the Listing Rules.

As the right to use the licensed trademarks is granted to the Company on a royalty-free basis, the transactions under the Trademark Licensing Agreement will be within the de minimis threshold provided under Rule 14A.76 of the Listing Rules and will be exempt from the reporting, annual review, announcement and independent shareholders' approval requirements under Chapter 14A of the Listing Rules.



## REPORT OF THE DIRECTORS

### (B) Continuing Connected Transactions Subject to the Reporting, Annual Review and Announcement Requirements but Exempt from the Independent Shareholders' Approval Requirement

#### 1. The Existing Xinyuan Real Estate Agreements

On 13 October 2023, the Hong Kong International Arbitration Centre issued a final and legally binding arbitral award whereby Xinyuan (China) Real Estate Co., Ltd. ("**Xinyuan (China)**") was liable to pay Xinyuan Science and the Company the loss suffered and costs and expenses incurred and Xinyuan (China) was required to transfer to the Group certain non-cash assets in satisfaction of such liability. On 31 October 2023, as partial settlement of the arbitral award, Xinyuan (China) transferred the entire equity interest in Beijing Xinyuan Hongsheng Commercial Management Co., Ltd. (the "**Equity Transfer**"), which owns 100% interest in each of (i) Henan Xinyuan Yousheng Commercial Management Co., Ltd. ("**Henan Xinyuan Yousheng**"); (ii) Henan Xinyuan Hongsheng Commercial Management Co., Ltd. ("**Henan Xinyuan Hongsheng**"); (iii) Guangzhou Xinyuan Hongsheng Commercial Management Co., Ltd. ("**Guangzhou Xinyuan**"); and (iv) Hunan Yinghuai Commercial Management Co., Ltd. ("**Hunan Yinghuai**") (together, the "**Lessees**"), to the Company.

Prior to the Equity Transfer, the Lessees had entered into the following agreements (the "**Agreements**") pursuant to which the Lessees leased from the lessors (the "**Lessors**") certain properties located in the PRC, operated such projects for the Lessors and shared the income derived from the projects with the Lessors:

- (i) The agreement dated 29 February 2023 entered into between Henan Xinyuan Yousheng as lessee and Zhengzhou Jiasheng Real Estate Co., Ltd. ("**Zhengzhou Jiasheng**") as lessor pursuant to which Zhengzhou Jiasheng agreed to lease "Xinyuan Duhui Plaza\*" (鑫苑都匯廣場) located at Southwest corner of South Fourth Ring Road, Daxue Road, Erqi District, Zhengzhou City, the PRC with a total gross floor area of 35,863.14 square metres to Henan Xinyuan Yousheng and to entrust the operation and management of the aforesaid project with Henan Xinyuan Yousheng, for a term of three years commencing on 1 January 2023 and expiring on 31 December 2025. Henan Xinyuan Yousheng shall pay rent representing 50% of the total rental income from the project to Zhengzhou Jiasheng on a quarterly basis, which was determined with reference to market practice and the project's own circumstances. The remaining income from the project would be retained by Henan Xinyuan Yousheng as service fee for its operation and management services.





## REPORT OF THE DIRECTORS

- (ii) The agreement dated 31 January 2023 (the “**Guangzhou Huanglong Agreement**”) entered into between Guangzhou Xinyuan as lessee and Guangzhou Huanglong as lessor pursuant to which Guangzhou Huanglong Information Technology Co., Ltd. (“**Guangzhou Huanglong**”) agreed to lease certain properties of “Global Dream Project\*” (環球夢項目) located at No. 283, Fangyuan Road, Haizhu District, Guangzhou, the PRC with a total gross floor area of 38,911.3985 square metres to Guangzhou Xinyuan and to entrust the operation and management of the aforesaid project with Guangzhou Xinyuan, for a term of one year commencing on 1 January 2023 and expiring on 31 December 2023. Guangzhou Xinyuan shall pay rent representing 60% of the total rental income from the project to Guangzhou Huanglong on a monthly basis, which was determined with reference to market practice and the project’s own circumstances. The remaining income from the project would be retained by Guangzhou Xinyuan as service fee for its operation and management services.
- (iii) The agreement dated 31 March 2023 (the “**Zhengzhou Xinzhenlin Agreement**”) entered into between Henan Xinyuan Hongsheng as lessee and Zhengzhou Xinzhenlin Real Estate Co., Ltd. (“**Zhengzhou Xinzhenlin**”) as lessor pursuant to which Zhengzhou Xinzhenlin agreed to lease “Zhengzhou Xinyuan • International Centre\*” (鄭州鑫苑•國際中心) located at No. 26, Business Outer Ring Road, Jinshui District, Zhengzhou City, the PRC with a total gross floor area of 79,053 square metres to Henan Xinyuan Hongsheng and to entrust the operation and management of the aforesaid project with Henan Xinyuan Hongsheng, for a term of one year commencing on 1 January 2023 and expiring on 31 December 2023. Henan Xinyuan Hongsheng shall pay rent representing 60% of the total rental income from the project to Zhengzhou Xinzhenlin on a quarterly basis, which was determined with reference to market practice and the project’s own circumstances. The remaining income from the project would be retained by Henan Xinyuan Hongsheng as service fee for its operation and management services.
- (iv) The agreement dated 15 January 2023 entered into between Henan Xinyuan Yousheng as lessee and Xingyang Xinyuan Real Estate Co., Ltd. (“**Xingyang Xinyuan**”) as lessor pursuant to which Xingyang Xinyuan agreed to lease “Xingyang Xinyuan • Xinduhui Project\*” (滎陽鑫苑•鑫都匯項目) located at Southwest corner of Zhengshang Road and Guangwu Road, the PRC with a total gross floor area of 25,527.74 square metres to Henan Xinyuan Yousheng and to entrust the operation and management of the aforesaid project with Henan Xinyuan Yousheng, for a term of three years commencing on 1 January 2023 and expiring on 31 December 2025. Henan Xinyuan Yousheng shall pay rent representing 60% of the total rental income from the project to Xingyang Xinyuan on a quarterly basis, which was determined with reference to market practice and the project’s own circumstances. The remaining rental income from the project would be retained by Henan Xinyuan Yousheng as service fee for its operation and management services.



## REPORT OF THE DIRECTORS

- (v) The agreement dated 31 January 2023 entered into between Hunan Yinghuai as lessee and Changsha Xinyuan Wanzhuo Real Estate Co., Ltd. ("**Changsha Xinyuan**") as lessor pursuant to which Changsha Xinyuan agreed to lease certain properties of "Changsha Xinyuan Xinduhui Project\*" (長沙鑫苑鑫都匯項目) located at No. 369, Dongfanghong Road, Meixi Lake, Yuelu District, Changsha City, the PRC with a total gross floor area of 12,187.38 square metres to Hunan Yinghuai and to entrust the operation and management of the aforesaid project with Hunan Yinghuai, for a term of three years commencing on 1 January 2023 and expiring on 31 December 2025. Hunan Yinghuai shall pay a monthly rent of RMB67,274.34 out of the total rental income from the project to Changsha Xinyuan (payable on a quarterly basis), which was determined with reference to market practice and the project's own circumstances. The remaining rental income from the project would be retained by Hunan Yinghuai as service fee for its operation and management services.

For the period from 31 October 2023, the date on which the Lessees became subsidiaries of the Company, up to 31 December 2023, the Lessees has paid or would pay to the Lessors an aggregate rental payment in the amount of RMB3,370,000.

The Lessors are indirect wholly-owned subsidiaries of Xinyuan Real Estate, the controlling shareholder of the Company indirectly holding 52.86% of the issued share capital of the Company. Therefore, the Lessors are associates of a connected person of the Company and are also connected persons of the Company under Chapter 14A of the Listing Rules. Upon the Equity Transfer, the Lessees became the subsidiaries of the Company, and the transactions with the Lessors contemplated under the Agreements have become continuing connected transactions of the Company under Chapter 14A of the Listing Rules. Pursuant to Rule 14A.60(1) of the Listing Rules, the Company is required to comply with the annual review and disclosure requirements under Chapter 14A of the Listing Rules, including publication of an announcement and annual reporting in respect of the Agreements. The Company published an announcement in respect of the Agreements on 26 December 2023.



## REPORT OF THE DIRECTORS

(C) Continuing Connected Transactions Subject to the Reporting, Annual Review, Announcement and Independent Shareholders' Approval Requirements

1. Property Management Services Framework Agreement

On 16 September 2019, the Company (for itself and on behalf of its subsidiaries and associates) entered into a property management services framework agreement (the "**Property Management Services Framework Agreement**") with Xinyuan Real Estate Holdings (for itself and on behalf of its subsidiaries and associates), pursuant to which the Group and/or its associates agreed to provide to Xinyuan Real Estate Group and/or its associates property management services in respect of the unsold property units after the agreed delivery date set out on the property purchase contract for projects developed by Xinyuan Real Estate Group excluding the Group (the "**Remaining Xinyuan Real Estate Group**") and managed by the Group (the "**XRE Property Management Services**"), for a term commencing from the Listing Date until 31 December 2021.

The Property Management Services Framework Agreement expired on 31 December 2021. On 9 November 2021, the Company (for itself and on behalf of its subsidiaries and associates) and Xinyuan Real Estate Holdings (for itself and on behalf of its subsidiaries and associates) entered into a property management services framework agreement for a term of three years commencing from 1 January 2022 (the "**2022 Property Management Services Framework Agreement**"). The Group and/or its associates shall provide to the Remaining Xinyuan Real Estate Group and/or its associates property management services in respect of the unsold property units after the agreed delivery date set out on the property purchase contract for projects developed by the Remaining Xinyuan Real Estate Group and managed by the Group. In respect of sold property units after delivery, if the Remaining Xinyuan Real Estate Group and/or its associates gift property management fees to the property owners under the property sales arrangement, then the property management services corresponding to the property management fees that are borne and paid by the Remaining Xinyuan Real Estate Group and/or its associates to the Group and/or its associates on behalf of the property owners shall be deemed to be part of the property management services under the 2022 Property Management Services Framework Agreement.

The fees for the property management services charged under the 2022 Property Management Services Framework Agreement shall be determined based on the regulations promulgated by the PRC government and after arm's length negotiations taking into account the location of the project, the anticipated operational costs (including labour costs, material costs and administrative costs) with reference to the fees for similar services and similar type of projects in the market.



## REPORT OF THE DIRECTORS

Pursuant to the 2022 Property Management Services Framework Agreement, the proposed annual caps for the provision of property management services for each of the three years ending 31 December 2024 (the “**2022 Property Management Services Annual Caps**”) are expected not to exceed RMB48,677,000, RMB63,872,000 and RMB85,222,000, respectively.

Xinyuan Real Estate Holdings has been one of the controlling shareholders of the Company and therefore a connected person of the Company under the Listing Rules. Accordingly, the transactions under the 2022 Property Management Services Framework Agreement constitute continuing connected transactions for the Company under Chapter 14A of the Listing Rules.

As one or more of the applicable percentage ratios (other than the profits ratio) in respect of the 2022 Property Management Services Annual Cap are, on an annual basis, more than 5% and such proposed aggregate annual caps are more than HK\$10 million, the transactions under the 2022 Property Management Services Framework Agreement constitute continuing connected transactions for the Company which are subject to the reporting, annual review, announcement and independent shareholders’ approval requirements under Chapter 14A of the Listing Rules.

For the year ended 31 December 2023, the total amounts paid to the Group by the Remaining Xinyuan Real Estate Group and/or its associates under the 2022 Property Management Services Framework Agreement was RMB12,655,000, which did not exceed the annual cap of RMB63,872,000.

### 2. Pre-delivery and Consulting Services Framework Agreement

On 16 September 2019, the Company (for itself and on behalf of its subsidiaries and associates) entered into a pre-delivery and consulting services framework agreement (the “**Pre-delivery and Consulting Services Framework Agreement**”) with Xinyuan Real Estate Holdings (for itself and on behalf of its subsidiaries and associates), pursuant to which the Group agreed to provide to the Remaining Xinyuan Real Estate Group and/or its associates pre-delivery and consulting services, including but not limited to sales assistance services, early involvement services, referral and management services for unsold properties and repair and intelligent engineering services (collectively the “**XRE Pre-delivery and Consulting Services**”), for a term commencing from the Listing Date until 31 December 2021.



## REPORT OF THE DIRECTORS

The Pre-delivery and Consulting Services Framework Agreement expired on 31 December 2021. On 9 November 2021, the Company (for itself and on behalf of its subsidiaries and associates) and Xinyuan Real Estate Holdings (for itself and on behalf of its subsidiaries and associates) entered into a pre-delivery and consulting services framework agreement for a term of three years commencing from 1 January 2022 (the “**2022 Pre-delivery and Consulting Services Framework Agreement**”). The Group and/or its associates shall provide to the Remaining Xinyuan Real Estate Group and/or its associates pre-delivery and consulting services, including but not limited to (i) sales assistance services, which mainly involve providing property sales venue management services and property sales venue “warm-up” services to property developers at the pre-delivery stage of the relevant property or when the property is put onto the market for sale; (ii) early stage involvement services, which involve advising property developers at the early and construction stages of a property on project planning, design management and construction management to enhance a property; and (iii) referral and management services for unsold properties.

Pursuant to the 2022 Pre-delivery and Consulting Services Framework Agreement, the proposed annual caps for the provision of pre-delivery and consulting services for each of the three years ending 31 December 2024 (the “**2022 Pre-delivery and Consulting Services Annual Caps**”) are expected not to exceed RMB166,623,000, RMB190,182,000 and RMB218,711,000, respectively.

Xinyuan Real Estate Holdings has been one of the controlling shareholders of the Company and therefore a connected person of the Company under the Listing Rules. Accordingly, the transactions under the 2022 Pre-delivery and Consulting Services Framework Agreement constitute continuing connected transactions for the Company under Chapter 14A of the Listing Rules.

As the highest applicable percentage ratio in respect of the 2022 Pre-delivery and Consulting Services Framework Agreement exceeded 25%, the transactions contemplated thereunder are subject to annual reporting, announcement and independent shareholders’ approval requirements under Chapter 14A of the Listing Rules.

For the year ended 31 December 2023, the total amounts paid to the Group by the Remaining Xinyuan Real Estate Group and/or its associates under the 2022 Pre-delivery and Consulting Services Framework Agreement was RMB13,318,000, which did not exceed the annual cap of RMB190,182,000.



## REPORT OF THE DIRECTORS

### 3. Value-added Services Framework Agreement

On 16 September 2019, the Company (for itself and on behalf of its subsidiaries and associates) entered into a value-added services framework agreement (the “**Value-added Services Framework Agreement**”) with Xinyuan Real Estate Holdings (for itself and on behalf of its subsidiaries and associates), pursuant to which the Group and/or its associates agreed to provide to the Remaining Xinyuan Real Estate Group and/or its associates value-added services, including but not limited to the provision of on-site cleaning, operations and other related services at the pre-delivery stage and the delivery events for the property development projects, utility fee collection service, “400 CS Center” service and other value-added services, for a term commencing from the Listing Date until 31 December 2021.

The Value-added Services Framework Agreement expired on 31 December 2021. On 9 November 2021, the Company (for itself and on behalf of its subsidiaries and associates) and Xinyuan Real Estate Holdings (for itself and on behalf of its subsidiaries and associates) entered into a value-added services framework agreement for a term of three years commencing from 1 January 2022 (the “**2022 Value-added Services Framework Agreement**”). The Group and/or its associates shall provide to the Remaining Xinyuan Real Estate Group and/or its associates value-added services, including but not limited to the provision of on-site cleaning, operations and other related services at the pre-delivery stage and the delivery events for the property development projects, utility fee collection service, “400 CS Center” service and other value-added services.

The fees for the value-added services charged under the 2022 Value-added Services Framework Agreement shall be determined after arm’s length negotiations taking into account the location of the project, the anticipated operational costs (including labour costs, material costs and administrative costs) with reference to the fees for similar services and similar type of projects in the market.

Pursuant to the 2022 Value-added Services Framework Agreement, the proposed annual caps for the provision of value-added services for each of the three years ending 31 December 2024 (the “**2022 Value-added Services Annual Caps**”) are expected not to exceed RMB44,900,000, RMB56,082,000 and RMB66,446,000, respectively.

Xinyuan Real Estate Holdings has been one of the controlling shareholders of the Company and therefore a connected person of the Company under the Listing Rules. Accordingly, the transactions under each of the Value-added Services Framework Agreement and the 2022 Value-added Services Framework Agreement constitute continuing connected transactions for the Company under Chapter 14A of the Listing Rules.



## REPORT OF THE DIRECTORS

As one or more of the applicable percentage ratios (other than the profits ratio) in respect of the 2022 Value-added Services Annual Caps are, on an annual basis, more than 5% each of their respective proposed aggregate annual caps are more than HK\$10 million, the transactions under the 2022 Value-added Services Framework Agreement constitute continuing connected transactions for the Company which are subject to the reporting, annual review, announcement and independent shareholders' approval requirements under Chapter 14A of the Listing Rules.

For the year ended 31 December 2023, the total amounts paid to the Group by the Remaining Xinyuan Real Estate Group and/or its associates under the 2022 Value-added Services Framework Agreement was RMB5,374,000, which did not exceed the annual cap of RMB56,082,000.

#### 4. The 2022 Property Engineering Services Framework Agreement

On 9 November 2021, the Company (for itself and on behalf of its subsidiaries and associates) (as service providers) entered into a property engineering services framework agreement (the **"2022 Property Engineering Services Framework Agreement"**) with Xinyuan Real Estate Holdings (for itself and on behalf of its subsidiaries and associates) (as receiving parties), pursuant to which the Group and/or its associates shall provide to the Remaining Xinyuan Real Estate Group and/or its associates property engineering services, including but not limited to (i) repairs engineering services, which involve providing repairs services and project quality enhancement maintenance services for development projects during the warranty period; (ii) intelligent engineering services, which involve providing construction services for intelligent systems; (iii) landscaping engineering services; (iv) firefighting engineering services; (v) decoration and renovation engineering service; (vi) elevators engineering services and other miscellaneous engineering services (collectively the **"XRE Property Engineering Services"**), for a term commencing from 1 January 2022 until 31 December 2024.

The fees to be charged for the XRE Property Engineering Services shall be determined after arm's length negotiations taking into account the scope of services under each of such contracts, the anticipated operational costs (including labour costs and material costs and obtaining quotations from equipment manufacturers to determine the construction budget) with reference to the fees for similar services and similar type of projects in the market.

The maximum annual fee payable by the Remaining Xinyuan Real Estate Group and/or its associates in relation to the XRE Property Engineering Services to be provided by the Group under the 2022 Property Engineering Services Framework Agreement (the **"PES Annual Caps"**) for each of the three years ending 31 December 2024 is expected not to exceed RMB178,242,000, RMB204,979,000 and RMB235,725,000 respectively.



## REPORT OF THE DIRECTORS

Xinyuan Real Estate Holdings has been one of the controlling shareholders of the Company and therefore a connected person of the Company under the Listing Rules. Accordingly, the transactions under the 2022 Property Engineering Services Framework Agreement constitute continuing connected transactions for the Company under Chapter 14A of the Listing Rules.

As the highest applicable percentage ratio in respect of the 2022 Property Engineering Services Framework Agreement exceeds 25%, the transactions under the 2022 Property Engineering Services Framework Agreement constitute continuing connected transactions for the Company which are subject to the reporting, annual review, announcement and independent shareholders' approval requirements under Chapter 14A of the Listing Rules.

For the year ended 31 December 2023, the total amounts paid to the Group by the Remaining Xinyuan Real Estate Group and/or its associates under the 2022 Property Engineering Services Framework Agreement was RMB49,830,000, which did not exceed the annual cap of RMB204,979,000.

In respect of the 2022 Property Management Services Framework Agreement, the 2022 Pre-delivery and Consulting Services Framework Agreement, the 2022 Value-added Services Framework Agreement and the 2022 Property Engineering Services Framework Agreement, pursuant to Rule 14A.105 of the Listing Rules, the Company has applied for, and the Stock Exchange has granted, waivers exempting us from strict compliance with the announcement and independent shareholders' approval requirements under Chapter 14A of the Listing Rules, subject to, among others, the condition that the aggregate amounts of the continuing connected transactions for each financial year shall not exceed the relevant amounts set forth in the respective annual caps (as stated above).

In respect of the Trademark Licensing Agreement, the Company has applied for, and the Stock Exchange has granted, a waiver from strict compliance with the requirement to set a term not exceeding three years under Rule 14A.52 of the Listing Rules.

### (D) Review by the Independent Non-executive Directors and Auditor

Pursuant to 14A.55 of the Listing Rules, the above continuing connected transactions have been reviewed by the independent non-executive Directors of the Company, who confirmed that these continuing connected transactions were entered into:

- (i) in the ordinary and usual course of business of the Group;
- (ii) on normal commercial terms or better; and
- (iii) in accordance with the relevant agreements governing them on terms that were fair and reasonable and in the interests of the shareholders of the Company as a whole.





## REPORT OF THE DIRECTORS

In accordance with Rule 14A.56 of the Listing Rules, the Company's auditor was engaged to report on the Group's continuing connected transactions in accordance with Hong Kong Standard on Assurance Engagement 3000 (Revised) "Assurance Engagements Other Than Audits or Reviews of Historical Financial Information" and with reference to Practice Note 740 "Auditor's Letter on Continuing Connected Transactions under the Hong Kong Listing Rules" issued by the Hong Kong Institute of Certified Public Accountants.

The auditor has issued a letter containing the findings and conclusions in respect of the aforesaid continuing connected transactions disclosed as below:

- (1) nothing has come to his attention that causes him to believe that the disclosed continuing connected transactions have not been approved by the Board;
- (2) for transactions involving the provision of goods or services by the Group, nothing has come to his attention that causes him to believe that the transactions were not, in all material respects, in accordance with the pricing policies of the Group;
- (3) nothing has come to his attention that causes him to believe that the transactions were not entered into, in all material respects, in accordance with the relevant agreements governing such transactions; and
- (4) with respect to the aggregate amount of each of the continuing connected transactions set out in the attached list of continuing connected transactions, nothing has come to his attention that causes him to believe that the disclosed continuing connected transactions have exceeded the annual cap as set by the Company.

#### (E) Connected Transactions

1. In September 2020, the Group and Ultimate Holding Company entered into the Car Parking Space Exclusive Sales Cooperation Agreement (the "**Agreement**") pursuant to which, Ultimate Holding Company agreed to designate the Group as the exclusive sales partner of a total 4,066 car parking spaces and the Group agreed to pay the refundable payments in cash of approximately RMB206,783,000, representing the total car parking spaces reserve price as the deposits for being such exclusive sales partner. On 23 December 2021, the Company (for its own and on behalf of its subsidiaries and associates) and Xinyuan Real Estate Holdings (for its own and on behalf of its subsidiaries and associates, excluding the Group) entered into a supplemental agreement (the "**Supplemental Agreement**") to the car parking space exclusive sales cooperation agreement (the "**Car Parking Space Exclusive Sales Cooperation Agreement**") dated 17 September 2020 which are entered into between the same contracting parties. Pursuant to the Supplemental Agreement, subject to the fulfilment of the certain conditions precedent, the Company and Xinyuan Real Estate Holdings agreed that the ending date of the period of cooperation as stipulated under the Car Parking Space Exclusive Sales Cooperation Agreement shall be extended from 31 December 2021 to 31 December 2023.



## REPORT OF THE DIRECTORS

As at the date of the Supplemental Agreement, Xinyuan Real Estate Holdings was indirectly interested in 52.86% of the issued shares in the Company, and was the controlling shareholder of the Company. Therefore, Xinyuan Real Estate Holdings and its associates were connected persons of the Company under Chapter 14A of the Listing Rules, and the transactions contemplated under the Car Parking Space Exclusive Sales Cooperation Agreement (as supplemented and amended by the Supplemental Agreement) constituted a connected transaction of the Company.

As the highest applicable percentage ratio in respect of the transactions contemplated under the Car Parking Space Exclusive Sales Cooperation Agreement (as to be supplemented and amended by the Supplemental Agreement) was more than 5%, the transactions contemplated under the Car Parking Space Exclusive Sales Cooperation Agreement (as to be supplemented and amended by the Supplemental Agreement) are therefore subject to the requirements for reporting, announcement and approval by the independent shareholders under Chapter 14A of the Listing Rules.

On 7 June 2022, an ordinary resolution was duly passed by the independent shareholders of the Company to approve, confirm and ratify the Supplemental Agreement and the transactions contemplated thereunder and the implementation thereof. Please refer to the Company's announcements dated 23 December 2021, 24 February 2022, 12 April 2022, 16 May 2022 and 7 June 2022 for details.

2. On 12 January 2022, the Board announced that from December 2020 to February 2021, the Group made successive prepayments to Henan Xinyuan Guangsheng Real Estate Co., Ltd. ("**Xinyuan Guangsheng**"), Zhengzhou Xinnan Real Estate Co., Ltd. ("**Zhengzhou Xinnan**"), Mingyuan Landscape Engineering Co., Ltd. ("**Mingyuan Landscape**") and Changsha Xinyuan Wanzhuo Real Estate Co., Ltd. ("**Xinyuan Wanzhuo**") in respect of a series of car parking space exclusive sales cooperation agreements (together, the "**Car Parking Space Exclusive Sales Cooperation Sub-agreements**"). Pursuant to the Car Parking Space Exclusive Sales Cooperation Sub-agreements, the Group may separately enter into service agreements with the relevant buyers for the sales of the designated car parking spaces and directly charge service fees to such buyers.



## REPORT OF THE DIRECTORS

As stated in the announcement of the Company dated 27 October 2021, the Group previously understood that the aforesaid Car Parking Space Exclusive Sales Cooperation Sub-agreements fell under the car parking space exclusive sales cooperation agreement dated 17 September 2020 between the Company and Xinyuan Real Estate Holdings (the “**Framework Agreement**”), which was approved by the independent shareholders of the Company on 9 November 2020. Upon assessment by external advisors, however, the Company recognises that the aforesaid Car Parking Space Exclusive Sales Cooperation Sub-agreements did not fall under the Framework Agreement, as the relevant car parking spaces were not the designated car parking spaces listed in the Framework Agreement. Having understood the above, the Company gradually commenced the return of the prepayments for the car parking spaces and the termination of the respective transactions. The relevant procedures have been fully completed.

3. On 29 March 2022, the Board announced that, during the period from 28 June 2020 to 24 February 2021, the Company and its subsidiaries had several transactions with Xinyuan Real Estate Holdings and its subsidiaries, which constituted connected transactions under the Listing Rules. Such transactions failed to comply with Rules 14.34(2), 14.38A, 14.40, 14A.34, 14A.35 and 14A.36 of the Listing Rules, and have breached the requirements of the relevant provisions of Chapter 14 and Chapter 14A of the Listing Rules. These rules notably require publication of an announcement as soon as the terms of a discloseable transaction or connected transaction have been finalised; sending a circular to shareholders and the Stock Exchange to explain the details of a major transaction or connected transaction of the Company which should be subject to the approval of shareholders, conducting such transaction only upon the approval of shareholders and entering into written agreement for any connected transaction.

As at the date of such announcement, the relevant amounts have been fully repaid, and have not had any material adverse impact on the interests of the shareholders of the Company. For details of the aforesaid transactions, please refer to the announcement of the Company dated 29 March 2022.

As further disclosed in the section headed “Risk Management and Internal Control” of this annual report, the Company has appointed Deloitte Consulting (Hong Kong) Limited as the independent internal control consultant of the Company, and adopted relevant remedial measures with its assistance to improve the internal control procedures of the Company. The Company shall continue to enhance its internal control management and strictly control the audit regarding compliance and risk control matters of its businesses, thereby avoiding the re-occurrence of similar incidents. Going forward, the Company will continue to comply with the requirements under the Listing Rules, carry out relevant corporate governance procedures and make appropriate disclosure in a timely manner to ensure compliance with the Listing Rules.



## REPORT OF THE DIRECTORS

4. On 22 July 2022, Zhengzhou Shengdao Real Estate Co., Ltd. ("**Zhengzhou Shengdao**") entered into a car parking space sales cooperation agreement (the "**Previous Agreement**") with Sichuan Justbon Life Services Group Co., Ltd. ("**Sichuan Justbon**"), pursuant to which Sichuan Justbon agreed to assist Zhengzhou Shengdao to sell a total of 862 car parking spaces for a period commencing from 22 July 2022 until the sales of all car parking spaces are completed.

As disclosed in the Company's announcements on 22 September 2023 and 11 October 2023, on 22 September 2023, Zhengzhou Shengdao, Sichuan Justbon and Xinyuan Science (an indirect wholly-owned subsidiary of the Company) entered into a tripartite agreement (the "**Tripartite Agreement**"), pursuant to which (i) Zhengzhou Shengdao and Sichuan Justbon agreed to terminate the Previous Agreement; (ii) Zhengzhou Shengdao agreed to pay a sum of RMB9,416,272 as termination fee (the "**Termination Fee**") to Sichuan Justbon; and (iii) Xinyuan Science agreed to cooperate with Zhengzhou Shengdao to sell the remaining 798 unsold car parking spaces and pay the Termination Fee to Sichuan Justbon on behalf of Zhengzhou Shengdao.

In addition, on 22 September 2023, Xinyuan Science and Zhengzhou Shengdao entered into a car parking space exclusive sales cooperation agreement (the "**Car Parking Space Exclusive Sales Cooperation Agreement**"), pursuant to which Zhengzhou Shengdao agreed to designate Xinyuan Science as the exclusive sales partner of a total of 798 designated car parking spaces for a period commencing on 22 September 2023 until the sale of all such car parking spaces is completed, and grant the right to Xinyuan Science for the implementation of the exclusive sales cooperation. Pursuant to the Car Parking Space Exclusive Sales Cooperation Agreement, Xinyuan Science shall pay Zhengzhou Shengdao a refundable earnest money of RMB11,226,518 in instalments as the deposit.

On 11 October 2023 (after trading hours), Zhengzhou Shengdao and Xinyuan Science entered into a supplemental agreement to the Car Parking Space Exclusive Sales Cooperation Agreement to amend the term of the cooperation period to a period of five years commencing from the signing of the Car Parking Space Exclusive Sales Cooperation Agreement to 21 September 2028.

Zhengzhou Shengdao is a subsidiary of Xinyuan Real Estate Holdings, the controlling shareholder of the Company indirectly interested in approximately 52.86% of the issued share capital of the Company. As an associate of Xinyuan Real Estate Holdings, Zhengzhou Shengdao is a connected person of the Company under Chapter 14A of the Listing Rules, and the entering into of the Tripartite Agreement and the Car Parking Space Exclusive Sales Cooperation Agreement constitute a connected transaction of the Company.



## REPORT OF THE DIRECTORS

### RELATED PARTY TRANSACTIONS

Details of the related party transactions of the Group for the year ended 31 December 2023 are set out in note 34 to the financial statements contained herein.

Save as disclosed under the section headed “Connected Transaction”, none of the related party transactions constitutes a connected transaction or continuing connected transaction subject to independent shareholders’ approval, annual review and all disclosure requirements in Chapter 14A of the Listing Rules.

### UPDATE ON DIRECTORS’ INFORMATION

Save as disclosed herein, there have been no changes in information of Directors and members of senior management since the date of publication of the annual report of the Company for the year ended 31 December 2022, which are required to be disclosed pursuant to Rule 13.51B(1) of the Listing Rules.

### CONTINUING DISCLOSURE OBLIGATIONS PURSUANT TO THE LISTING RULES

Save as disclosed in this annual report, the Company does not have any other disclosure obligations under Rules 13.20, 13.21 and 13.22 of the Listing Rules.

### RETIREMENT BENEFIT SCHEME

The employees of the Company’s subsidiaries established in the PRC are members of a state-managed retirement scheme operated by the PRC government. No forfeited contribution under this scheme is available to reduce the contribution payable in future years.

### MANAGEMENT CONTRACTS

There is no contracts relating to the management and/or administration of the whole or any substantial part of the business of the Company were entered into or subsisted during the year.

### SUFFICIENCY OF PUBLIC FLOAT

Based on the information that is publicly available to the Company and to the knowledge of the Directors at the date of this annual report, there was a sufficient prescribed public float of the issued shares of the Company under the Listing Rules.



## REPORT OF THE DIRECTORS

### PRE-EMPTIVE RIGHTS

There are no provisions for pre-emptive rights under the Memorandum and Articles of Association or the Companies Laws, which would oblige the Company to offer new shares on a pro-rata basis to existing shareholders of the Company.

### EMPLOYEE AND REMUNERATION POLICIES

As of 31 December 2023, the Group had approximately 1,741 employees (31 December 2022: approximately 1,543 employees).

The Group adopts a remuneration policy similar to its peers in the industry. The remuneration payable to our employees is determined with reference to their duties and the prevailing local market rates. Employees are paid discretionary performance bonuses upon review as reward for their contribution. In compliance with the applicable statutory requirements in the PRC and existing requirements of the local government, the Group has participated in different social welfare plans for its employees.

The Remuneration Committee of the Company was set up for reviewing the Company's emolument policy and structure for all remuneration of the Directors, Supervisors and senior management of the Company, having regard to the Company's operating results, individual performance of the Directors, Supervisors and senior management and comparable market practices.

The total remuneration cost incurred by the Group for the year ended 31 December 2023 was RMB171.6 million.

For the year ended 31 December 2023, the Group did not experience any material labor disputes or strikes that may have a material and adverse effect on our business, financial condition or results of operations, or any difficulty in recruiting employees.

### TAX RELIEF AND EXEMPTION

The Directors are not aware of any tax relief and exemption available to the Shareholders by reason of their holding of the Company's securities.





## REPORT OF THE DIRECTORS

## CHARITABLE DONATIONS

During the year ended 31 December 2023, the Group made charitable and other donations in a total amount of RMB36.0 thousand.

## CORPORATE GOVERNANCE

The Company is committed to maintaining the highest standard of corporate governance practices. Information on the corporate governance practices adopted by the Company is set out in the Corporate Governance Report on pages 43 to 61 of this annual report.

## AUDIT COMMITTEE

The audit committee has communicated with the management and external auditor and reviewed the accounting principles and policies adopted by the Group and the Company's consolidated financial statements for the year ended 31 December 2023.

## CODE OF CONDUCT REGARDING DIRECTORS' SECURITIES TRANSACTIONS

The Company has adopted a code of conduct regarding Directors' securities transactions on terms no less exacting than the required standard set out in the Model Code.

Specific enquiries have been made to all the Directors and the Directors have confirmed that they have complied with the Model Code for the year ended 31 December 2023.

## EVENTS AFTER THE REPORTING PERIOD

### Offset agreement about the Car Parking Space Exclusive Sales Cooperation Agreement

Reference is made to the Company's announcement dated 22 March 2024. Pursuant to the car parking space exclusive sales cooperation agreement (detailed in Note 21(b) to the financial statements) entered into by Xinyuan Real Estate Holdings and the Company on 17 September 2020, the Group paid certain subsidiaries of Xinyuan Real Estate Holdings a refundable payment of RMB206,783,200 as the deposit for being the exclusive sales partner in respect of certain car parking spaces and holding the exclusive sales right in respect of such car parking spaces.



## REPORT OF THE DIRECTORS

On 22 March 2024, the outstanding amount of the refundable payment by Xinyuan Real Estate Holdings to the Company is RMB197,552,187. For the purpose of settling the outstanding amount of refundable payment, on that date, the Company and Xinyuan Real Estate Holdings entered into an agreement (the “**Offset Agreement**”) pursuant to which the parties agreed that all the cash sales proceeds of 2,181 car parking spaces (the “**Car Parking Spaces**”) owned by Xinyuan Real Estate Group and currently managed by the Group or held by the Group for sale on behalf of Xinyuan Real Estate Group, if sold, will be retained by the Group and applied to settle an equivalent amount of the outstanding refundable payment. For the avoidance of doubt, the Group will not acquire ownership of the Car Parking Spaces under the Offset Agreement. If the sales proceeds are insufficient to settle the entire amount of the outstanding refundable payment, the shortfall will be payable by Xinyuan Real Estate Holdings to the Company in cash within ten working days after completion of sales of all Car Parking Spaces. If the sales proceeds exceed the amount of the outstanding refundable payment, the amount in excess will be retained by the Company.

The Car Parking Spaces are owned by Xinyuan Real Estate Group and comprise (i) 355 car parking spaces within the property management area of the Group at the Xinyuan Duhui Plaza Project in Erqi District, Zhengzhou City, the PRC; and (ii) 1,826 car parking spaces currently being sold by the Group on behalf of Xinyuan Real Estate Group, which are located at the residential properties developed by Xinyuan Real Estate Group in several cities in the PRC within the property management area of the Group.

The market value of the Car Parking Spaces as at 31 December 2023 was appraised to be RMB197,600,000, pursuant to the valuation report prepared by Jones Lang LaSalle Corporate Appraisal and Advisory Limited, an independent qualified valuer by making reference to comparable sales transactions in the market.

### Acquisition of operating rights of six clubhouses

Reference is made to the Company’s announcements dated 3 January 2024 and 22 January 2024.

In satisfaction of the outstanding amount under a final and legally binding arbitral award issued by the Hong Kong International Arbitration Centre, on 3 January 2024, Xinyuan Science, an indirect wholly-owned subsidiary of the Company, as transferee and Henan Xinyuan Real Estate Co., Ltd. (“**Henan Xinyuan**”, an indirect wholly-owned subsidiary of Xinyuan Real Estate Holdings, the controlling shareholder of the Company) as transferor entered into an agreement, pursuant to which Henan Xinyuan agreed to transfer the operating rights (representing the exclusive rights to operate and receive income derived from six clubhouses of six residential projects in Zhengzhou City, Henan Province, the PRC, developed and owned by Henan Xinyuan) to Xinyuan Science for a term of 30 years.

Based on the valuation conducted by an independent valuer, 河南興源資產評估事務所有限責任公司 (Henan Xingyuan Asset Appraisal Firm Co., Ltd.\*) as at 30 November 2023 using the income approach, the value of the operating rights was determined to be RMB43,881,100.



\* For identification purposes only





## REPORT OF THE DIRECTORS

### The Extension Agreements in respect of the Guangzhou Huanglong Agreement and the Zhengzhou Xinzhenlin Agreement

References are made to the Company's announcements dated 6 February 2024 and 15 March 2024.

On 5 February 2024, (i) Guangzhou Xinyuan and Guangzhou Huanglong entered into an extension agreement to extend the term of the Guangzhou Huanglong Agreement for three months commencing on 1 January 2024 and expiring on 31 March 2024; and (ii) Henan Xinyuan Hongsheng and Zhengzhou Xinzhenlin entered into an extension agreement to extend the term of the Zhengzhou Xinzhenlin Agreement for three months commencing on 1 January 2024 and expiring on 31 March 2024. A cap of RMB3,500,000 (the "**Transitional Cap**") for the rental income for the period from 1 January 2024 to 31 March 2024 was also set for each of the two extension agreements. The Transitional Caps were determined based on arm's length negotiation between the parties with reference to the rental payment paid and expected to be paid by the relevant Lessees to the relevant Lessors for the period from 1 January 2024 to 31 March 2024.

### The Settlement Agreements in respect the 2022 Property Management Services Framework Agreement

Reference is made to the Company's announcement dated 4 January 2024.

Pursuant to the 2022 Property Management Services Framework Agreement, Xinyuan Science, an indirect wholly-owned subsidiary of the Company, provided certain management services to the Property Companies and in the course of the provision of such management services, Xinyuan Science sold certain car parking spaces and storage rooms in the PRC on behalf of the Property Companies and received sales proceeds.

For the purposes of settling such sales proceeds with the Property Companies, on 4 January 2024, Xinyuan Science entered into the following agreements:

- (i) the settlement agreement dated 4 January 2024 made between Xinyuan Science and Henan Xinyuan pursuant to which Xinyuan Science paid Henan Xinyuan a total of RMB2,280,000, representing the sales proceeds in respect of 38 basement storage rooms in the Xinyuan Jingyuan Community (鑫苑景園小區) located at Erqi District, Zhengzhou City, the PRC, sold by Xinyuan Science on behalf of Henan Xinyuan;
- (ii) the settlement agreement dated 4 January 2024 made between Xinyuan Science and Henan Xinyuan pursuant to which Xinyuan Science paid Henan Xinyuan a total of RMB480,000, representing the sales proceeds in respect of five car parking spaces in the Xinyuan International City Garden Community (鑫苑國際城市花園小區) located at Erqi District, Zhengzhou City, the PRC, sold by Xinyuan Science on behalf of Henan Xinyuan;



## REPORT OF THE DIRECTORS

- (iii) the settlement agreement dated 4 January 2024 made between Xinyuan Science and Henan Xinyuan pursuant to which Xinyuan Science paid Henan Xinyuan a total of RMB290,000, representing the sales proceeds in respect of two car parking spaces and two storage rooms in the Xinyuan Modern City Community (鑫苑現代城小區) located at Erqi District, Zhengzhou City, the PRC, sold by Xinyuan Science on behalf of Henan Xinyuan;
- (iv) the settlement agreement dated 4 January 2024 made between Xinyuan Science and Xuzhou Xinyuan Real Estate Co., Ltd. ("**Xuzhou Xinyuan**") pursuant to which Xinyuan Science paid Xuzhou Xinyuan a total of RMB29,800, representing the sales proceeds in respect of one storage room in the Xinyuan Jingcheng Community (鑫苑景城小區) located at Quanshan District, Xuzhou City, the PRC, sold by Xinyuan Science on behalf of Xuzhou Xinyuan; and
- (v) the settlement agreement dated 4 January 2024 made between Xinyuan Science and Suzhou Xinyuan Real Estate Development Co., Ltd. ("**Suzhou Xinyuan**") pursuant to which Xinyuan Science paid Suzhou Xinyuan a total of RMB4,074,000, representing the sales proceeds in respect of 56 car parking spaces in the Xinyuan International City Garden (鑫苑國際城市花園) located at Huqiu District, Suzhou City, the PRC and the Xinyuan Jingyuan Community (鑫苑景園小區) located at Gusu District, Suzhou City, the PRC, sold by Xinyuan Science on behalf of Suzhou Xinyuan.


## AUDITOR

Ernst & Young ("**EY**") resigned as the auditor of the Company with effect from 8 November 2021 as the Company could not reach a consensus with EY on the audit fee in respect of the audit of the Company's consolidated financial statements for the year ending 31 December 2021. Moore CPA Limited was appointed as the auditor of the Company with effect from 8 November 2021. Save as disclosed above, there was no change of auditor of the Company in the preceding three years.

The financial statements of the Group for the years ended 31 December 2021, 2022 and 2023 were audited by Moore CPA Limited who shall retire in the forthcoming annual general meeting and, being eligible, offer themselves for re-appointment.

A resolution to re-appoint Moore CPA Limited as auditor of the Company and to authorise the directors of the Company to fix its remuneration will be proposed at the forthcoming annual general meeting.

On behalf of the Board



**SHEN Yuan-Ching**  
Chairman

Hong Kong, 28 March 2024



# INDEPENDENT AUDITOR'S REPORT



## Moore CPA Limited

801-806 Silvercord, Tower 1,  
30 Canton Road, Tsimshatsui,  
Kowloon, Hong Kong

T +852 2375 3180

F +852 2375 3828

[www.moore.hk](http://www.moore.hk)

大  
華  
馬  
施  
雲  
會  
計  
師  
事  
務  
所  
有  
限  
公  
司

## To the Members of Xinyuan Property Management Service (Cayman) Ltd.

(Incorporated in Cayman Islands with limited liability)

### QUALIFIED OPINION

We have audited the financial statements of Xinyuan Property Management Service (Cayman) Ltd. (the “**Company**”) and its subsidiaries (the “**Group**”) set out on pages 107 to 233, which comprise the consolidated statement of financial position as at 31 December 2023, and the consolidated statement of profit or loss and other comprehensive income, the consolidated statement of changes in equity and the consolidated statement of cash flows for the year then ended, and notes to the consolidated financial statements, including material accounting policy information.

In our opinion, except for the possible effects on the corresponding figures of the matter described in the Basis for Qualified Opinion section of our report, the consolidated financial statements give a true and fair view of the Group’s consolidated financial position as at 31 December 2023, and of its consolidated financial performance and its consolidated cash flows for the year then ended in accordance with IFRS Accounting Standards as issued by the International Accounting Standards Board (“**IASB**”), and have been properly prepared in compliance with the disclosure requirements of the Hong Kong Companies Ordinance.

### BASIS FOR QUALIFIED OPINION

As stated in our Independent Auditor’s Report on the consolidated financial statements of the Company for the year ended 31 December 2022, dated 12 March 2024, regarding the matters described in Note 2.1 to the consolidated financial statements for the year ended 31 December 2022, we were unable to obtain sufficient appropriate audit evidence regarding the unauthorised pledged bank deposits which resulted in undisclosed pledged bank deposits and unrecorded financial guarantees issued by the Group.





## INDEPENDENT AUDITOR'S REPORT

### BASIS FOR QUALIFIED OPINION (CONTINUED)

Because of the above limitations, we were unable to obtain sufficient appropriate audit evidence regarding the loss allowance for financial guarantee contracts and bank balances as at 31 December 2021 and relevant notes to consolidated financial statements of the Group for the year then ended. Any adjustments that might have been found necessary to the Group's consolidated statement of financial position as at 31 December 2021 and 1 January 2022 would have a consequential effect on the Group's consolidated statement of profit or loss and other comprehensive income, consolidated statement of changes in equity and consolidated statement of cash flows for the year ended 31 December 2022 and the related disclosures.

Our opinion on the consolidated financial statements for the year ended 31 December 2023 is also modified because of the possible effect of this matter on the comparability of the current year's figures and the corresponding figures.

We conducted our audit in accordance with Hong Kong Standards on Auditing ("**HKSAs**") issued by the Hong Kong Institute of Certified Public Accountants ("**HKICPA**"). Our responsibilities under those standards are further described in the Auditor's Responsibilities for the Audit of the Consolidated Financial Statements section of our report. We are independent of the Group in accordance with the HKICPA's Code of Ethics for Professional Accountants (the "**Code**"), and we have fulfilled our other ethical responsibilities in accordance with the Code. We believe that the audit evidence we have obtained is sufficient and appropriate to provide a basis for our qualified opinion.

### KEY AUDIT MATTERS

Key audit matters are those matters that, in our professional judgement, were of most significance in our audit of the consolidated financial statements of the current period. These matters were addressed in the context of our audit of the consolidated financial statements as a whole, and in forming our opinion on the Group's consolidated financial position thereon, and we do not provide a separate opinion on these matters. In addition to the matter described in the Basis for Qualified Opinion section, we have determined the matters described below to be the key audit matters to be communicated in our report.





## INDEPENDENT AUDITOR'S REPORT

## KEY AUDIT MATTERS (CONTINUED)

***Identification and disclosures of related party transactions and impairment of receivables from or payments to related parties***

***(Refer to Notes 2.1, 2.4(d), 7, 20, 22 and 34 to the consolidated financial statements)***

**The Key Audit Matter**

The Group has undertaken various transactions with its certain related parties at terms agreed between parties. These include provision of property management services, value-added services and pre-delivery and consultancy services, lending of loans, interests on such loans, etc as disclosed in Notes 20 and 22 to these consolidated financial statements. Further, because of matters as disclosed in Note 2.1 to these consolidated financial statements, the Group recognised “other receivables – receivables related to Pledges” amounted to RMB398,847,000, and the provision for impairment on such balance amounting to approximately RMB200,565,000 during the year ended 31 December 2022.

**How the Matter was Addressed in Our Audit**

We have performed the following procedures to address this key audit matter:

- (i) Evaluated the design and tested the operating effectiveness of controls over identification and accounting for related parties, initiation, approval, recording and disclosures of related party transactions;
- (ii) Obtained a list of related parties with the nature of relationship from the Company’s management and traced the related parties to declarations given by the directors of the Company;
- (iii) Tested, on a sample basis, the significant related party transaction with the underlying contracts and other supporting documents for appropriate authorisation and approval of those transactions, and enquired the management of the Company regarding the purpose and substance of the transactions, especially the significant related party transactions outside the normal course of business;





## INDEPENDENT AUDITOR'S REPORT

### KEY AUDIT MATTERS (CONTINUED)

#### The Key Audit Matter

The gross balances of approximately RMB951,000,000 were receivables from or payment to the related parties (included in loan to a related party, trade receivables, contract assets, payments to related parties and other receivables) at 31 December 2023. The Group's aggregate expected credit loss ("ECL") on the balances as at 31 December 2023 amounting to approximately RMB39,946,000. A provision of RMB475,823,000 was recognised in the profit or loss during the year. The management of the Company has assessed the recoverability of such balances based on the analysis of the financial resources of the related party group, settlement arrangement with the related parties by certain non-financial assets as well as the prevailing economic conditions.

We identified the recording of all possible related party transactions and its disclosures as set out in the respective notes to these consolidated financial statements as a key audit matter due to the magnitude of transactions with related parties and the occurrence of the matters as disclosed in Note 2.1 to these consolidated financial statements. The existence of related party transactions outside the Group's normal course of business may pose a risk of misstatements to the consolidated financial statements.

#### How the Matter was Addressed in Our Audit

- (iv) Checked the completeness of bank accounts of the group entities by cross matching the bank accounts maintained in the ledgers with the respective lists of bank accounts of those group entities obtained directly from the banks;
- (v) Tested the existence and completeness of the transactions including material fund transfer with related parties, on a sample basis, by cross checking the ledgers of the group entities and the bank statements obtained directly from the banks or internet banking system;
- (vi) Tested the material debtors or creditors, loans given or taken to evaluate existence of any related party relationships; tested transactions based on declarations given by the directors of the Company;
- (vii) Checked the completeness of disclosure of financings or guarantees provided by the Group to the related parties, by reviewing the credit reports of the group entities and credit reports of Xinyuan Real Estate Co., Ltd. (the "**Ultimate Holding Company**") and its subsidiaries, on sample basis, obtained directly from the banks or internet banking system;
- (viii) Obtained and checked the loan and pledge contracts about the Ultimate Holding Company and its subsidiaries' loans, on a sample basis, to identify if the Group's other assets were pledged to the Ultimate Holding Company and its subsidiaries;
- (ix) Obtained the external legal opinion to identify if the Group is involved in any material litigation related to the Ultimate Holding Company and its subsidiaries;





## INDEPENDENT AUDITOR'S REPORT

### KEY AUDIT MATTERS (CONTINUED)

#### The Key Audit Matter

We also identified the impairment on balances with related parties as key audit matter due to the magnitude of the balance and the assessment of the recoverability involved significant judgement and estimates made by the management.

#### How the Matter was Addressed in Our Audit

- (x) Obtained and checked the bank confirmations of the material subsidiaries of the Ultimate Holding Company to identify if there is pledge provided by the Group to the Ultimate Holding Company and its subsidiaries;
- (xi) Obtained confirmation from the Ultimate Holding Company confirming the balances at the reporting date and the completeness of information provided to us for our audit;
- (xii) Assessed the collectability of receivables from the related party group and inspect the corroborative evidence which includes obtaining the confirmations from the related party group and the financial analysis on related party group prepared by the Group and evaluated the appropriateness of the credit loss provisioning methodology and the reasonableness of the key inputs used in estimation of credit loss;
- (xiii) Examined the key data inputs to assess their accuracy and completeness and challenged the assumptions including both historical and forward-looking information used in determination of the related parties ECL allowance with our internal valuation specialists; and
- (xiv) Assessed the adequacy and appropriateness of the disclosures made in the consolidated financial statements.





## INDEPENDENT AUDITOR'S REPORT

### KEY AUDIT MATTERS (CONTINUED)

***Impairment of trade and other receivables from and contract assets of third parties  
(Refer to Notes 2.4(h), 20, 21 and 22 to the consolidated financial statements)***

#### **The Key Audit Matter**

As at 31 December 2023, the Group's net trade receivables, contract assets and other receivable of third parties were amounted to approximately RMB94,008,000, RMB14,757,000 and RMB5,636,000 respectively, representing approximately 9%, 1% and 3%, of the total assets of the Group respectively. The Group's aggregate ECL on trade receivables, contract assets and other receivables as at 31 December 2023 amounting to approximately RMB67,335,000, RMB8,409,000 and RMB2,173,000, respectively. A provision of RMB20,546,000 was recognised in the profit or loss for the year.

The management of the Company performed periodic assessment and individual assessment on the recoverability of the trade receivables and contract assets and the sufficiency of the allowance for ECL.

#### **How the Matter was Addressed in Our Audit**

We have performed the following procedures to address this key audit matter:

- (i) Evaluated the design and tested the operating effectiveness of controls over managing, monitoring the billing and collection process and assessing the recoverability of trade receivables, contract assets and other receivables;
- (ii) Assessed the inherent risk of material misstatement by considering the degree of estimation uncertainty and level of other inherent risk factors such as complexity, subjectivity, changes and susceptibility to management bias or fraud.
- (iii) Obtained the ageing analysis of trade receivables, contract assets and other receivables and discussed with the management about their evaluation of the background, financial capability of the customers, evaluation of the impact of any unforeseen delay of the projects and their credit assessment that the amounts were recoverable;
- (iv) Tested the integrity of information used to develop the provision matrix, including ageing analysis of trade receivables, on a sampling basis, to the underlying financial records and post year end settlements;







## INDEPENDENT AUDITOR'S REPORT

### KEY AUDIT MATTERS (CONTINUED)

#### The Key Audit Matter

Management's estimate of the amount of ECL for trade and other receivables from and contract assets of third parties was based on the credit risk of respective trade receivables and contract assets after considering the credit profile of respective customers, ageing analysis, historical loss experience, and on-going trading relationship with the relevant customers. The management also considered the forward-looking information that may impact the customers' ability to repay the outstanding balances.

We identified the impairment on trade and other receivables from and contract assets of third parties as key audit matter due to the magnitude of the balance of trade and other receivables and contract assets and the assessment of the recoverability of the customers involved significant judgement and estimates made by the management.

#### How the Matter was Addressed in Our Audit

- (v) Inquired the management for (i) the status of each of the material trade and other receivables past due and (ii) the billing status of each of material contract assets as at the year end, and corroborated explanations from the management with supporting evidence;
- (vi) Assessed the appropriateness of the provisioning methodology and challenged the management's basis and judgement in determining credit loss allowance on trade receivables, contract assets and other receivables as at 31 December 2023, including the reasonableness of grouping in the provision matrix, the basis of estimation of loss rates for customers and forward-looking information on trade receivables, and the reasonableness of loss rates and forward-looking information on contract assets and other receivables;
- (vii) Tested the accuracy and completeness of key data used by the management to determine the ECL, on a sampling basis;
- (viii) Checked the mathematical accuracy of the calculation of the credit loss allowance; and
- (ix) Evaluated the adequacy and appropriateness of disclosures regarding the impairment assessment of trade receivables, other receivables and contract assets in the consolidated financial statements.





## INDEPENDENT AUDITOR'S REPORT

### OTHER INFORMATION

The directors of the Company are responsible for the other information. The other information comprises all the information included in the annual report, other than the consolidated financial statements and our auditor's report thereon.

Our opinion on the consolidated financial statements does not cover the other information and we do not express any form of assurance conclusion thereon.

In connection with our audit of the consolidated financial statements, our responsibility is to read the other information and, in doing so, consider whether the other information is materially inconsistent with the consolidated financial statements or our knowledge obtained in the audit or otherwise appears to be materially misstated.

If, based on the work we have performed, we conclude that there is a material misstatement of the other information, we are required to report that fact. We have nothing to report in this regard.

### RESPONSIBILITIES OF THE DIRECTORS AND THE AUDIT COMMITTEE FOR THE CONSOLIDATED FINANCIAL STATEMENTS

The directors of the Company are responsible for the preparation of the consolidated financial statements that give a true and fair view in accordance with IFRSs issued by the IASB and the disclosure requirements of the Hong Kong Companies Ordinance, and for such internal control as the directors of the Company determine is necessary to enable the preparation of consolidated financial statements that are free from material misstatement, whether due to fraud or error.

In preparing the consolidated financial statements, the directors of the Company are responsible for assessing the Group's ability to continue as a going concern, disclosing, as applicable, matters related to going concern and using the going concern basis of accounting unless the directors of the Company either intend to liquidate the Company or to cease operations, or have no realistic alternative but to do so.

The directors of the Company are assisted by the Audit Committee in discharging their responsibilities for overseeing the Group's financial reporting process.





## INDEPENDENT AUDITOR'S REPORT

## AUDITOR'S RESPONSIBILITIES FOR THE AUDIT OF THE CONSOLIDATED FINANCIAL STATEMENTS

Our objectives are to obtain reasonable assurance about whether the consolidated financial statements as a whole are free from material misstatement, whether due to fraud or error, and to issue an auditor's report that includes our opinion. Our report is made solely to you, as a body, in accordance with our agreed terms of engagement, and for no other purpose. We do not assume responsibility towards or accept liability to any other person for the contents of this report.

Reasonable assurance is a high level of assurance, but is not a guarantee that an audit conducted in accordance with HKSAAs will always detect a material misstatement when it exists. Misstatements can arise from fraud or error and are considered material if, individually or in the aggregate, they could reasonably be expected to influence the economic decisions of users taken on the basis of these consolidated financial statements.

As part of an audit in accordance with HKSAAs, we exercise professional judgement and maintain professional skepticism throughout the audit. We also:

- Identify and assess the risks of material misstatement of the consolidated financial statements, whether due to fraud or error, design and perform audit procedures responsive to those risks, and obtain audit evidence that is sufficient and appropriate to provide a basis for our opinion. The risk of not detecting a material misstatement resulting from fraud is higher than for one resulting from error, as fraud may involve collusion, forgery, intentional omissions misrepresentations, or the override of internal control.
- Obtain an understanding of internal control relevant to the audit in order to design audit procedures that are appropriate in the circumstances, but not for the purpose of expressing an opinion on the effectiveness of the Group's internal control.
- Evaluate the appropriateness of accounting policies used and the reasonableness of accounting estimates and related disclosures made by the directors of the Company.
- Conclude on the appropriateness of the directors' use of the going concern basis of accounting and, based on the audit evidence obtained, whether a material uncertainty exists related to events or conditions that may cast significant doubt on the Group's ability to continue as a going concern. If we conclude that a material uncertainty exists, we are required to draw attention in our auditor's report to the related disclosures in the consolidated financial statements or, if such disclosures are inadequate, to modify our opinion. Our conclusions are based on the audit evidence obtained up to the date of our auditor's report. However, future events or conditions may cause the Group to cease to continue as a going concern.





## INDEPENDENT AUDITOR'S REPORT

### AUDITOR'S RESPONSIBILITIES FOR THE AUDIT OF THE CONSOLIDATED FINANCIAL STATEMENTS (CONTINUED)

- Evaluate the overall presentation, structure and content of the consolidated financial statements, including the disclosures, and whether the consolidated financial statements represent the underlying transactions and events in a manner that achieves fair presentation.
- Obtain sufficient appropriate audit evidence regarding the financial information of the entities or business activities within the Group to express an opinion on the consolidated financial statements. We are responsible for the direction, supervision and performance of the Group audit. We remain solely responsible for our audit opinion.

We communicate with the audit committee regarding, among other matters, the planned scope and timing of the audit and significant audit findings, including any significant deficiencies in internal control that we identify during our audit.

We also provide the audit committee with a statement that we have complied with relevant ethical requirements regarding independence and communicate with them all relationships and other matters that may reasonably be thought to bear on our independence and, where applicable, actions taken to eliminate threats or safeguards applied.

From the matters communicated with the audit committee, we determine those matters that were of most significance in the audit of the consolidated financial statements of the current period and are therefore the key audit matters. We describe these matters in our auditor's report unless law or regulation precludes public disclosure about the matter or when, in extremely rare circumstances, we determine that a matter should not be communicated in our report because the adverse consequences of doing so would reasonably be expected to outweigh the public interest benefits of such communication.

#### **Moore CPA Limited**

Certified Public Accountants

#### **Hung, Wan Fong Joanne**

Practising Certificate Number: P05419

Hong Kong, 28 March 2024





# CONSOLIDATED STATEMENT OF PROFIT OR LOSS AND OTHER COMPREHENSIVE INCOME

For the year ended 31 December 2023

	Notes	2023 RMB'000	2022 RMB'000
<b>REVENUE</b>	5	<b>749,606</b>	686,498
Cost of sales		(508,332)	(457,178)
Gross profit		<b>241,274</b>	229,320
Other income and gains	6	<b>8,036</b>	27,828
Administrative expenses		(100,234)	(69,891)
Provision for impairment on financial assets and contract assets (other than related parties), net	7	(20,546)	(39,685)
Provision for impairment on financial assets and contract assets (related parties), net	7	(11,781)	(232,241)
Provision for impairment on prepayments	7	(14,261)	–
Loss related to Pledges	7	(790)	(200,565)
Interest on lease liabilities	15(b)	(258)	(112)
Change in fair value of financial assets at fair value through profit or loss ("FVTPL")	23	(30,891)	(9,912)
Other expenses	8	(1,379)	(2,248)
Share of profits of:			
Associates	18	<b>74</b>	287
Profit/(loss) before income tax	7	<b>69,244</b>	(297,219)
Income tax expense	11	(40,831)	(36,912)
Total comprehensive income/(loss) for the year		<b>28,413</b>	(334,131)
Total comprehensive income/(loss) for the year attributable to:			
Equity holders of the Company		<b>28,126</b>	(334,265)
Non-controlling interests		<b>287</b>	134
		<b>28,413</b>	(334,131)
		<b>RMB cents</b>	RMB cents
Earnings/(loss) per share attributable to the equity holders of the Company			
– Basic	13	<b>4.96</b>	(58.90)
– Diluted		<b>4.96</b>	(58.90)



# CONSOLIDATED STATEMENT OF FINANCIAL POSITION

31 December 2023

	Notes	2023 RMB'000	2022 RMB'000
<b>NON-CURRENT ASSETS</b>			
Property, plant and equipment	14	10,105	8,742
Goodwill	32	3,090	3,090
Right-of-use assets	15(a)	11,419	3,893
Other intangible assets	16	3,022	3,327
Investment in a joint venture	17	–	–
Investments in associates	18	476	402
Prepayments to a related party	22	74,812	89,073
Deferred tax assets	28	27,090	21,954
		<b>130,014</b>	130,481
<b>CURRENT ASSETS</b>			
Inventories	19	53,600	–
Payments to related parties	22	102,324	117,445
Loan to a related party	22	–	24,465
Trade and bills receivables	20	228,614	198,637
Contract assets	21	46,525	45,551
Deposits, prepayments and other receivables	22	245,298	225,895
Financial assets at FVTPL	23	10,101	30,992
Cash and cash equivalents	24	258,957	258,237
		<b>945,419</b>	901,222
<b>CURRENT LIABILITIES</b>			
Trade payables	25	106,683	112,485
Other payables and accruals	26	214,370	212,805
Contract liabilities	27	106,502	109,359
Lease liabilities	15(b)	3,611	1,868
Tax payable		89,584	72,211
		<b>520,750</b>	508,728
<b>NET CURRENT ASSETS</b>		<b>424,669</b>	392,494
<b>TOTAL ASSETS LESS CURRENT LIABILITIES</b>		<b>554,683</b>	522,975



## CONSOLIDATED STATEMENT OF FINANCIAL POSITION

31 December 2023

	Notes	2023 RMB'000	2022 RMB'000
<b>NON-CURRENT LIABILITIES</b>			
Lease liabilities	15(b)	7,613	2,115
Deferred tax liabilities	28	5,344	7,547
<b>Total non-current liabilities</b>		<b>12,957</b>	9,662
<b>Net assets</b>		<b>541,726</b>	513,313
<b>EQUITY</b>			
Share capital	29	5	5
Reserves	30	538,627	510,501
<b>Equity attributable to owners of the Company</b>		<b>538,632</b>	510,506
<b>Non-controlling interests</b>		<b>3,094</b>	2,807
<b>Total equity</b>		<b>541,726</b>	513,313

The consolidated financial statements on pages 107 to 233 were approved and authorized for issue by the Board of Directors on 28 March 2024 and are signed on its behalf by:

**SHEN Yuan-Ching**  
*Director*

**Wang Yong**  
*Director*



# CONSOLIDATED STATEMENT OF CHANGES IN EQUITY

For the year ended 31 December 2023

	Attributable to equity holders of the Company						Non-controlling interests	Total equity
	Share capital	Share premium*	Other reserve*	PRC reserve funds*	Retained earnings*	Total		
	RMB'000	RMB'000 (Note 30)	RMB'000 (Note 30)	RMB'000 (Note 30)	RMB'000	RMB'000	RMB'000	RMB'000
At 1 January 2022	5	594,403	(122,925)	25,197	414,858	911,538	3,354	914,892
Loss and total comprehensive loss for the year	-	-	-	-	(334,265)	(334,265)	134	(334,131)
Disposal of a subsidiary (Note 33)	-	-	-	-	-	-	(681)	(681)
Vesting of awarded shares (Note 31)	-	34,400	(34,400)	-	-	-	-	-
Dividends (Note 12)	-	-	-	-	(66,767)	(66,767)	-	(66,767)
At 31 December 2022 and 1 January 2023	5	628,803	(157,325)	25,197	13,826	510,506	2,807	513,313
Profit and total comprehensive income for the year	-	-	-	-	28,126	28,126	287	28,413
At 31 December 2023	5	628,803	(157,325)	25,197	41,952	538,632	3,094	541,726

\* These reserve accounts comprise the consolidated reserves of RMB538,627,000 (2022: RMB510,501,000) in the consolidated statement of financial position.





# CONSOLIDATED STATEMENT OF CASH FLOWS

For the year ended 31 December 2023

	Notes	2023 RMB'000	2022 RMB'000
<b>CASH FLOWS FROM OPERATING ACTIVITIES</b>			
Profit/(loss) before income tax		<b>69,244</b>	(297,219)
Adjustments for:			
Interest income	6	<b>(4,753)</b>	(13,363)
Share of profit of associates	18	<b>(74)</b>	(287)
Loss on disposal of property, plant and equipment	7	<b>129</b>	32
Loss on disposal of an associate	18	–	244
Loss on disposal of a subsidiary	33	–	58
Depreciation and amortisation	7	<b>5,305</b>	4,127
Provision for impairment on financial assets and contract assets (other than related parties), net	7	<b>20,546</b>	39,685
Provision for impairment on financial assets and contract assets (related parties), net	7	<b>11,781</b>	232,241
Provision for impairment of prepayments	7	<b>14,261</b>	–
Loss related to Pledges	7	<b>790</b>	200,565
Write down on inventories	7	<b>672</b>	–
Interest on lease liabilities	15(b)	<b>258</b>	112
Change in fair value of financial assets at FVTPL	23	<b>30,891</b>	9,912
Foreign exchange differences, net	6	<b>(1,201)</b>	(7,790)
<b>Operating cash flows before movements in working capital</b>		<b>147,849</b>	168,317
Increase in trade receivables		<b>(67,944)</b>	(83,031)
Increase in contract assets		<b>(3,153)</b>	(18,569)
(Increase)/decrease in deposits, prepayments and other receivables		<b>(24,728)</b>	296,982
Decrease in contract liabilities		<b>(2,857)</b>	(29,433)
(Decrease)/increase in trade payables		<b>(5,802)</b>	9,585
Increase/(decrease) in other payables and accruals		<b>1,565</b>	(36,517)
Cash generated from operations		<b>44,930</b>	307,334
Income tax paid		<b>(30,797)</b>	(51,257)
<b>NET CASH GENERATED FROM OPERATING ACTIVITIES</b>		<b>14,133</b>	256,077



## CONSOLIDATED STATEMENT OF CASH FLOWS

For the year ended 31 December 2023

	Notes	2023 RMB'000	2022 RMB'000
<b>CASH FLOWS FROM INVESTING ACTIVITIES</b>			
Interest received		2,425	9,523
Purchase of financial asset at FVTPL	23	(10,000)	–
Purchases of property, plant and equipment	14	(3,806)	(1,538)
Purchases of intangible assets	16	(110)	(1,400)
Investments in bank time deposits		–	(267,185)
Redemption of bank time deposits investments		–	265,660
Pledges enforced by bank		–	(263,801)
Proceeds from disposal of an associates	18	–	1,164
Net cash outflows from disposal of a subsidiary	33	–	(1,266)
<b>NET CASH USED IN INVESTING ACTIVITIES</b>		<b>(11,491)</b>	<b>(258,843)</b>
<b>CASH FLOWS FROM FINANCING ACTIVITIES</b>			
Payment of principal portion of lease liabilities	15(b)	(3,119)	(1,743)
Dividend paid by the Company	12	–	(66,767)
<b>NET CASH USED IN FINANCING ACTIVITIES</b>		<b>(3,119)</b>	<b>(68,510)</b>
<b>NET DECREASE IN CASH AND CASH EQUIVALENTS</b>			
Cash and cash equivalents at beginning of year		258,233	321,719
Effect of exchange rate changes		1,201	7,790
<b>CASH AND CASH EQUIVALENTS AT END OF YEAR</b>	24	<b>258,957</b>	<b>258,233</b>



# NOTES TO THE CONSOLIDATED FINANCIAL STATEMENTS

For the year ended 31 December 2023

## 1. CORPORATE AND GROUP INFORMATION

The Company was incorporated on 13 December 2018 in the Cayman Islands and its shares are listed on the Main Board of The Stock Exchange of Hong Kong Limited (the “**Stock Exchange**”). The trading in shares of the Company has been suspended since 16 November 2022. The registered office of the Company is located at the offices of PO Box 309, Uglan House, Grand Cayman, KY1-1104, Cayman Islands. The principal place of business is located at Unit B, 17/F., United Centre, 95 Queensway, Admiralty, Hong Kong.

The Company is an investment holding company. During the year, the Company’s subsidiaries were involved in the following principal activities:

- Property management services
- Value-added services
- Pre-delivery and consulting services
- Property engineering services

The ultimate holding company of the Company is Xinyuan Real Estate Co., Ltd. (the “**Ultimate Holding Company**”), a company established in the Cayman Islands and its shares are listed on the New York Stock Exchange.

### 2.1 BASIS OF PREPARATION

These consolidated financial statements have been prepared in accordance with International Financial Reporting Standards (“**IFRSs**”), which includes all applicable individual IFRSs, International Accounting Standards (“**IASs**”) interpretations issued and approved by the International Accounting Standard Board (“**IASB**”), the applicable disclosure requirements of the Hong Kong Companies Ordinance and the Rules Governing the Listing of Securities on the Stock Exchange (“**Listing Rules**”).

The consolidated financial statements have been prepared under the historical cost convention except for certain financial instruments which are measured at fair values at the end of the reporting period.

The consolidated financial statements are presented in Renminbi (“**RMB**”), unless otherwise stated, which is the same as the functional currencies of the Company and its subsidiaries. All values are rounded to the nearest thousand (RMB’000) except when otherwise indicated.





## NOTES TO THE CONSOLIDATED FINANCIAL STATEMENTS

For the year ended 31 December 2023

### 2.1 BASIS OF PREPARATION (CONTINUED)

The preparation of the consolidated financial statements in conformity with IFRSs requires the use of certain critical accounting estimates. It also requires management to exercise its judgement in the process of applying the Group's accounting policies. The areas involving a higher degree of judgement or complexity, or areas where assumptions and estimates are significant to the consolidated financial statements, are disclosed in Note 3.

#### Suspension of trading of shares of the Company

Since 16 November 2022, the trading of the Company's shares on the Stock Exchange was suspended. According to the announcement dated 15 November 2022, the directors of the Company discovered certain bank balances of the Group were pledged (the "**Pledges**") to secure loan facilities of Xinyuan (China) Real Estate Co., Ltd.\* (鑫苑(中國)置業有限公司) ("**Xinyuan (China)**"), a subsidiary of the Ultimate Holding Company, and certain companies which are not part of the Group (the "**Incident Transaction I**"). The Incident Transaction I involved four bank balances which were pledged as at 31 December 2021 and 2022 of approximately RMB267,330,000 and RMB135,050,000 respectively.

On 18 November 2022, the Company announced the formation of an independent investigation committee (the "**IIC**") comprising of two executive directors, namely Mr. Shen Yuan-Ching and Mr. Wang Yong, and all independent non-executive directors of the Company. The purpose of forming the IIC is to, among other things:

- (i) carry out an independent investigation into the matters arising from the Incident Transaction I and to ascertain the affairs relating to such transactions;
- (ii) consider the appointment and engagement of independent investigator(s) and/or independent professional adviser(s) for the purposes of the independent investigation;
- (iii) provide advice and recommendations to the Group on any actions to be taken by the Group in accordance with the results and findings of the investigation; and
- (iv) cooperate proactively with the Stock Exchange.



\* For identification purposes only



## NOTES TO THE CONSOLIDATED FINANCIAL STATEMENTS

For the year ended 31 December 2023

## 2.1 BASIS OF PREPARATION (CONTINUED)

### Listing Status of the Company

By way of the letter dated 24 November 2022, the Stock Exchange imposed the following resumption guidance (the “**Resumption Guidance**”) for the Company:

- (a) conduct an independent forensic investigation (the “**Investigation**”) into the Incident Transaction I, assess the impact on the Company’s business operation and financial position, announce the findings and take appropriate remedial actions;
- (b) demonstrate that there is no reasonable regulatory concern about management integrity and/or the integrity of any persons with substantial influence over the Company’s management and operations, which may pose a risk to investors and damage market confidence;
- (c) conduct an independent internal control review (“**Internal Control Review**”) and demonstrate that the Company has in place adequate internal controls and procedures to meet obligations under the Listing Rules; and
- (d) inform the market of all material information for the Company’s shareholders and investors to appraise the Company’s position.

The Stock Exchange has stated that the Company must meet all Resumption Guidance, remedy the issue(s) causing its trading suspension and fully comply with the Listing Rules to the Stock Exchange’s satisfaction before trading in its securities is allowed to resume.

The Stock Exchange imposed additional resumption guidance (the “**Additional Resumption Guidance**”) for the Company. For details, please refer to the announcements made by the Company dated 24 November 2022, 24 April 2023, 21 June 2023, 15 November 2023, 4 December 2023 and 15 February 2024.





## NOTES TO THE CONSOLIDATED FINANCIAL STATEMENTS

For the year ended 31 December 2023

### 2.1 BASIS OF PREPARATION (CONTINUED)

#### Listing Status of the Company (Continued)

The Stock Exchange required the Company to remedy the issues causing its trading suspension and fully comply with the Listing Rules to the Stock Exchange's satisfaction before trading in its securities is allowed to resume and, for this purpose, the Company has the primary responsibility to devise its action plan for resumption. The Stock Exchange also indicated that it may modify or supplement the Resumption Guidance if the Company's situation changes. Under Rule 6.01A(1) of the Listing Rules, the Stock Exchange may cancel the listing of any securities that have been suspended from trading for a continuous period of 18 months. In the case of the Company, the 18-month period will expire on 15 May 2024. If the Company fails to remedy the issue causing its trading suspension, fulfill the Resumption Guidance and fully comply with the Listing Rules to the Stock Exchange's satisfaction and resume trading in its shares by 15 May 2024, the Listing Division of the Stock Exchange will recommend the Listing Committee of the Stock Exchange to proceed with the cancellation of the Company's listing. Under Rules 6.01 and 6.10 of the Listing Rules, the Stock Exchange also has the right to impose a shorter specific remedial period, where appropriate.

#### Investigation

An independent investigation advisor ("Advisor") was appointed on 10 January 2023 by the IIC as an independent forensic investigation advisor to conduct the Investigation and an independent internal control reviewer on the Internal Control Review to meet its resumption requirements as disclosed in "Listing Status of the Company".

The Advisor issued a report in relation to its findings on the Investigation on 15 August 2023. Key findings on the Investigation and Internal Control Review have been announced by the Company on 15 August 2023 and 15 November 2023 respectively.

#### Scope of the Investigation

The primary scope of the Investigation included identifying, preserving and reviewing evidence which was centred around the Incident Transaction I.





## NOTES TO THE CONSOLIDATED FINANCIAL STATEMENTS

For the year ended 31 December 2023

## 2.1 BASIS OF PREPARATION (CONTINUED)

## Investigation (Continued)

## Key findings of the Investigation

The Incident Transaction I was made without the knowledge or consent of current executive directors of the Company. Based on the written confirmation by Xinyuan (China), the Pledges were entered into by the Group with Zhengzhou Yusheng Garden Design Company Limited (a subsidiary of the ultimate holding company of the Company), and its two business partners (collectively, the “**Borrowers I**”). As the bank loans were not repaid upon their respective maturity dates of the relevant bank loans during and subsequent to the year ended 31 December 2022 so that the Group’s bank deposits have been enforced by the relevant banks under the unauthorised financial guarantee arrangements. Details of the Pledges are as follows:

Banks	Borrowers	Bank deposits pledged as at 31 December 2021 RMB'000	Bank deposits being pledged during the year ended 31 December 2022 RMB'000	Bank deposits being enforced during the year ended 31 December 2022 RMB'000	Bank deposits being enforced after 31 December 2022 RMB'000
Zhengzhou Bank Weier Road Branch (“ <b>ZZ Bank WE</b> ”)	Jiangniu (Note 1)	172,800	–	(169,271)	–
Huaxia Bank Nongye Road Branch (“ <b>HX Bank NY</b> ”)	Senrui (Note 2)	94,530	–	(94,530)	–
Zhengzhou Bank Weilai Road Branch (“ <b>ZZ Bank WL</b> ”)	Jiangniu (Note 1)	–	73,170	–	(73,170)
ZZ Bank WL	Yusheng Garden (Note 3)	–	61,880	–	(61,876)
		267,330	135,050	(263,801)	(135,046)





## NOTES TO THE CONSOLIDATED FINANCIAL STATEMENTS

For the year ended 31 December 2023

### 2.1 BASIS OF PREPARATION (CONTINUED)

#### Investigation (Continued)

##### Key findings of the Investigation (Continued)

Notes:

1. Zhengzhou Jiangniu Trading Company Limited (鄭州犂牛貿易有限公司) (“**Jiangniu**”) a PRC private company and the business partner of Xinyuan (China).
2. Jiyuan Senrui Industry Co., Ltd (濟源市森瑞實業有限公司) (“**Senrui**”) a PRC private company and the business partner of Xinyuan (China).
3. Zhengzhou Yusheng Garden Design Company Limited (鄭州豫晟園林設計有限公司), a subsidiary of the Ultimate Holding Company, and a fellow subsidiary of the Company.

Except for the deposits relating to Incident Transaction I, twenty-eight deposits were historic in nature (having taken place in the period from late September 2019 to August 2022) and have matured before 31 December 2022. Out of these, twenty deposits were pledged (“**Additional Pledges**”) and were not subject to any appropriation and enforcement by the relevant banks. In other words, total twenty-eight of the thirty-two deposits identified were safely returned to the Company and its relevant subsidiaries before 31 December 2022.

The execution of the Additional Pledges (“**Incident Transaction II**”) involved certain former employees and directors of the Group and former employees of Xinyuan (China) and third parties outside the Group (collectively, the “**Involved Parties**”). The arrangements were made without the knowledge or consent of current executive directors.







## NOTES TO THE CONSOLIDATED FINANCIAL STATEMENTS

For the year ended 31 December 2023

## 2.1 BASIS OF PREPARATION (CONTINUED)

### Investigation (Continued)

#### Key findings of the Investigation (Continued)

Based on the Investigation, the Advisor has highlighted certain weaknesses in the implementation of the Company's internal control policies or procedures and demonstrate that certain areas with respect to the authorisation, management and oversight of financial transactions as well as monitoring of the company seal and legal representative chop, should be improved. These issues pertain to the:

- (a) Management of connected transactions;
- (b) Treasury management of funds;
- (c) Management of financial investments;
- (d) Management of credit and loan processes;
- (e) Provision of collateral, security and guarantee;
- (f) Administration of the company seal and legal representative chop; and
- (g) General record-keeping and document management.

#### IIC's view on Investigation report

The IIC has reviewed and accepted the key findings of the Investigation, which covered the Group's subsidiaries for the period from 1 October 2019 to 31 December 2022. Having considered that,

- (i) the Involved Parties of the Group and Xinyuan (China) had resigned from their positions;
- (ii) the existing personnel of the Group have very limited knowledge about the details of the Pledges and Additional Pledges; and
- (iii) save for the Additional Pledges revealed in the Investigation report, the Group has not been notified of any other similar transactions involving other parties not previously known to the Group.

The IIC considered that the scope of the Investigation is adequate. The board of directors shared the same views of the IIC towards the findings and scope of the Investigation report.





## NOTES TO THE CONSOLIDATED FINANCIAL STATEMENTS

For the year ended 31 December 2023

### 2.1 BASIS OF PREPARATION (CONTINUED)

#### Investigation (Continued)

##### IIC's view on Investigation report (Continued)

During the course of the preparation of the consolidated financial statements of the Company for the year ended 31 December 2022, the board of directors considered the relevant information and supporting evidence available and used their best effort to estimate the relevant financial impact of the matters identified in the Investigation. The consequential effect, as disclosed in "Financial impact of the Incident Transactions I and II" following the Investigation, after taking into account those disclosed in "Recovering loss from the Incident Transaction I" below, was reflected in the consolidated statement of financial position as at 31 December 2022 and the consolidation profit or loss and cash flow for the year then ended.

##### Internal Control Review

The Advisor has reviewed and validated the Company's systems and controls related to connected transactions (related to connected party fund lending, secured credit and debt financing), centralized management of funds (internal transfer), bill management, secured credits management, wealth product management, financing management, archives management, and seal management and has completed its review into the relevant matters during the period from 1 January 2022 up to 31 March 2023 (the "**Internal Control Review**"). Certain recommendations on enhanced internal controls were provided after the Internal Control Review. A follow-up review in October 2023 was carried out by the Advisor to verify the implementation status of the remedial actions taken by the Company during the period from 1 April 2023 to 15 October 2023. Save for further points as set out below, the Advisor is of the view that the Company has fully adopted and implemented the recommended remediation measures which are adequate and effective in addressing the deficiencies identified in the Internal Control Review.

- (a) Further clarification of the mechanism for collating and updating information on connected persons of the Group;
- (b) Improving version control of the Company's policies, to keep track of relevant updates made to the policies and the effective dates;
- (c) Strengthening relevant training on use and management of seal and imposing more stringent requirements to regulate use of the seal; and
- (d) Establishing a record for archive destruction.





## NOTES TO THE CONSOLIDATED FINANCIAL STATEMENTS

For the year ended 31 December 2023

## 2.1 BASIS OF PREPARATION (CONTINUED)

### Recovering loss from the Incident Transaction I

As announced by the Company on 18 April 2023, the Company and its board of directors have been working with its legal advisors to take all necessary and appropriate steps to enforce its rights and recover the outstanding amounts owed with respect to the Pledges, in order to remediate the situation and to safeguard the interests of the Company's shareholders.

On 17 April 2023, a subsidiary of the Company and the Company (collectively, the "Claimants") have filed a Notice of Arbitration (the "Notice of Arbitration") with the Hong Kong International Arbitration Centre ("HKIAC") against Xinyuan (China), as respondent, in respect of the dispute arising from the Pledges. In the arbitration, the Company seeks recovery of any loss and/or damage suffered by the Company with respect to the Pledges.

The final and legally binding arbitral award in the arbitration, dated 13 October 2023, has been issued by the HKIAC. Specifically, the arbitral award provided that, Xinyuan (China):

- is liable to immediately pay the Group the loss suffered, including the total deposit principal of RMB402,380,000, interest losses of approximately RMB24,438,000 on the principal of the time deposits, and costs and expenses the Group incurred in reviewing and investigating the matter (amongst others) totalling approximately HK\$3,593,000;
- shall transfer to the Group certain non-cash assets, and immediately pay the Group in cash the difference between the abovementioned funds and the value of the non-cash assets provided as declared by the Tribunal; and
- shall bear the costs of the arbitration.

### Financial impact of the Incident Transactions I and II

The time deposits under Incident Transaction I of approximately RMB267,330,000 as at 31 December 2021 were included in the published consolidated statement of financial position as at 31 December 2021, as "Time deposits". No adjustment or additional disclosures were made to the opening balance of the year ended 31 December 2022.

The enforcement of the time deposits under Incident Transaction I by the banks in November 2022 and subsequent to the year ended 31 December 2022 resulting in the "Loss on Pledges" of approximately RMB398,847,000 was recorded under "Loss related to Pledges" (Note 7) in the profit or loss for the year ended 31 December 2022.





## NOTES TO THE CONSOLIDATED FINANCIAL STATEMENTS

For the year ended 31 December 2023

### 2.1 BASIS OF PREPARATION (CONTINUED)

#### Financial impact of the Incident Transactions I and II (Continued)

Meanwhile, Xinyuan (China) has confirmed the use of banking facilities related to Incident Transaction I for its own operation and committed to compensate the Group with their assets, including but not limited to cash, at their written response to the Company on 30 November 2022. The directors of the Company, taking into consideration of this written response, recognised the “recovery from the loss on the Pledges” under “Loss related to Pledges” (Note 7) in the profit or loss and “Other receivables – receivables related to Pledges” (Note 22(f)) accordingly.

#### Basis of consolidation

The consolidated financial statements include the financial statements of the Company and its subsidiaries (collectively referred to as the “**Group**”) for the year end 31 December 2023.

Subsidiaries are entities controlled by the Group. The Group controls an entity when it is exposed, or has rights, to variable returns from its involvement with the entity and has the ability to affect those returns through its power over the entity. When assessing whether the Group has power, only substantive rights (held by the Group and other parties) are considered.

The financial statements of the subsidiaries are prepared for the same reporting period as the Company, using consistent accounting policies. The results of subsidiaries are consolidated from the date on which the Group obtains control and continue to be consolidated until the date that such control ceases.





## NOTES TO THE CONSOLIDATED FINANCIAL STATEMENTS

For the year ended 31 December 2023

## 2.1 BASIS OF PREPARATION (CONTINUED)

### Basis of consolidation (Continued)

Profit or loss and each component of other comprehensive income are attributed to the owners of the parent of the Group and to the non-controlling interests, even if this results in the non-controlling interests having a deficit balance. All intra-group assets and liabilities, equity, income, expenses and cash flows relating to transactions between members of the Group are eliminated in full on consolidation. Unrealised losses resulting from intra-group transactions are eliminated in the same way as unrealised gains but only to the extent that there is no evidence of impairment.

Non-controlling interests represent the equity in a subsidiary not attributable directly or indirectly to the Company, and in respect of which the Group has not agreed any additional terms with the holders of those interests which would result in the Group as a whole having a contractual obligation in respect of those interests that meets the definition of a financial liability. Non-controlling interests are presented in the consolidated statement of financial position within equity, separately from equity attributable to the equity shareholders of the Company. Non-controlling interests in the results of the Group are presented on the face of the consolidated statement of profit or loss and other comprehensive income as an allocation of the total profit or loss and total comprehensive income for the year between non-controlling interests and the equity shareholders of the Company.

The Group reassesses whether or not it controls an investee if facts and circumstances indicate that there are changes to one or more of the three elements of control described above.

Changes in the Group's interests in a subsidiary that do not result in a loss of control are accounted for as equity transactions (i.e. transactions with owners in their capacity as owners). The carrying amounts of the controlling and non-controlling interests are adjusted to reflect the changes in their relative interests in the subsidiary. Any difference between the amount by which the non-controlling interests are adjusted and the fair value of the consideration paid or received is recognised directly in equity and attributed to the equity shareholders of the Company.

If the Group loses control over a subsidiary, it derecognises (i) the assets (including goodwill) and liabilities of the subsidiary, (ii) the carrying amount of any non-controlling interest and (iii) the cumulative translation differences recorded in equity; and recognises (i) the fair value of the consideration received, (ii) the fair value of any investment retained and (iii) any resulting surplus or deficit in profit or loss. The Group's share of components previously recognised in other comprehensive income is reclassified to profit or loss or retained profits, as appropriate, on the same basis as would be required if the Group had directly disposed of the related assets or liabilities.

In the Company's statement of financial position, investments in subsidiaries is stated at cost less impairment losses (see Note 2.4(f)), unless the investment is classified as held for sale.





## NOTES TO THE CONSOLIDATED FINANCIAL STATEMENTS

For the year ended 31 December 2023

### 2.2 ADOPTION OF NEW AND AMENDMENTS TO IFRSs

The principal accounting policies and methods of computation used by the Group in the preparation of the consolidated financial statements for the year ended 31 December 2023 are consistent with those adopted in the consolidated financial statements for the year ended 31 December 2022, except for the application of the new and amendments to IFRSs as explained in below.

#### Adoption of new and amendments to IFRSs

In the current year, the Group has adopted for the first time the following amendments to IFRSs issued by IASB, which are mandatorily effective for the Group's consolidated financial statements for the accounting period beginning on 1 January 2023:

IFRS 17 (including the October 2020 and February 2022 Amendments to IFRS 17)	Insurance Contracts and related amendments
Amendments to IAS 1, Presentation of financial statements and IFRS Practice Statement 2	Making materiality judgements: disclosure of accounting policies
Amendments to IAS 8	Accounting policies, changes in accounting estimates and errors – Definitions of Accounting Estimates
Amendments to IAS 12	Income Taxes – Deferred Tax related Assets and Liabilities arising from a single Transaction
Amendments to IAS 12	International tax reform – Pillar Two Model Rules





## NOTES TO THE CONSOLIDATED FINANCIAL STATEMENTS

For the year ended 31 December 2023

## 2.2 ADOPTION OF NEW AND AMENDMENTS TO IFRSs (CONTINUED)

### Impacts on application of Amendments to IAS 1 and IFRSs Practice Statement 2 Disclosure of Accounting Policies

The Group has applied the amendments for the first time in the current year. IAS 1 Presentation of Financial Statements is amended to replace all instances of the term “significant accounting policies” with “material accounting policy information”. Accounting policy information is material if, when considered together with other information included in an entity’s financial statements, it can reasonably be expected to influence decisions that the primary users of general-purpose financial statements make on the basis of those financial statements.

The amendments also clarify that accounting policy information may be material because of the nature of the related transactions, other events or conditions, even if the amounts are immaterial. However, not all accounting policy information relating to material transactions, other events or conditions is itself material. If an entity chooses to disclose immaterial accounting policy information, such information must not obscure material accounting policy information.

IFRS Practice Statement 2 Making Materiality Judgements (the “**Practice Statement**”) is also amended to illustrate how an entity applies the “four-step materiality process” to accounting policy disclosures and to judge whether information about an accounting policy is material to its financial statements. Guidance and examples are added to the Practice Statement.

The application of the amendments has had no material impact on the Group’s financial positions and performance but has affected the disclosure of the Group’s accounting policies set out in this Note 2.4 to the consolidated financial statements. In accordance with the guidance set out in the amendments, accounting policy information that is standardised information, or information that only duplicates or summarises the requirements of the IFRSs, is considered immaterial accounting policy information and is no longer disclosed in the notes to the consolidated financial statements so as not to obscure the material accounting policy information disclosed in the notes to the consolidated financial statements.





## NOTES TO THE CONSOLIDATED FINANCIAL STATEMENTS

For the year ended 31 December 2023

### 2.3 NEW OR AMENDMENTS TO IFRSs NOT YET EFFECTIVE

The following are new or amendments to IFRSs that have been issued, but are not yet effective and have not been early adopted by the Group.

		<b>Effective for accounting periods beginning on or after</b>
Amendments to IFRS 10 and IAS 28	Sale or Contribution of Assets between an Investor and its Associate or Joint Venture	Date to be determined
Amendments to IFRS 16	Lease Liability in a Sale and Leaseback	1 January 2024
Amendments to IAS 1	Classification of Liabilities as Current or Non-current and related amendments to Hong Kong Interpretation 5 (2020)	1 January 2024
Amendments to IAS 1	Non-current Liabilities with Covenants	1 January 2024
Amendments to IAS 7 and IFRS 7	Supplier Finance Arrangements	1 January 2024
Amendments to IAS 21	Lack of Exchangeability	1 January 2025

The Group has already commenced an assessment of the related impact to the Group of the above new or amendments that are relevant to the Group upon initial adoption. According to the preliminary assessment made by the directors of the Company, management does not anticipate any significant impact on the Group's financial position and results of operations.







## NOTES TO THE CONSOLIDATED FINANCIAL STATEMENTS

For the year ended 31 December 2023

### 2.4 MATERIAL ACCOUNTING POLICY INFORMATION

The significant accounting policies applied in the preparation of these consolidated financial statements are set out below. These policies have been consistently applied to all years presented, unless otherwise stated.

#### (a) Investments in associates and joint ventures

Investments in associates and joint venture are accounted for using equity method. Under the equity method of accounting, the investments are initially recognised at cost and adjusted thereafter to recognise the Group's share of post-acquisition profits or losses and movements in other comprehensive income included in the consolidated statement of profit or loss and consolidated other comprehensive income, respectively. Adjustments are made to bring into line any dissimilar accounting policies that may exist.

Investments in associates and joint venture are accounted for using the equity method from the date on which the investees become associate and joint venture. On acquisition of the investment in associates and joint ventures, any excess of the cost of the investment over the Group's share of the net fair value of the identifiable assets and liabilities of the investee is recognised as goodwill, which is included within the carrying amount of the investment.

Unrealised gains and losses resulting from transactions between the Group and its associates and joint ventures are eliminated to the extent of the Group's investments in the associates and joint ventures, except where unrealised losses provide evidence of an impairment of the assets transferred.

Dividends received or receivable from associates and joint ventures are recognised as a reduction in the carrying amount of the investment. When the Group's share of losses in an equity-accounted investment equals or exceeds its interest in the equity, including any other unsecured long-term receivables, the Group does not recognise further losses, unless it has incurred obligations or made payments on behalf of the other entity.

The Group assesses whether there is an objective evidence that the investments in associates and joint ventures may be impaired. When any objective evidence exists, the entire carrying amount of the investment (including goodwill) is tested for impairment in accordance with the policy described in Note 2.4(f).





## NOTES TO THE CONSOLIDATED FINANCIAL STATEMENTS

For the year ended 31 December 2023

### 2.4 MATERIAL ACCOUNTING POLICY INFORMATION (CONTINUED)

#### (a) Investments in associates and joint ventures (Continued)

If an investment in an associate becomes an investment in a joint venture or vice versa, the retained interest is not remeasured. Instead, the investment continues to be accounted for under the equity method. In all other cases, upon loss of significant influence over the associate or joint control over the joint venture, the Group measures and recognises any retained investment at its fair value. Any difference between the carrying amount of the associate or joint venture upon loss of significant influence or joint control and the fair value of the retained investment and proceeds from disposal is recognised in profit or loss.

#### (b) Business combinations

The Group can elect to apply an optional concentration test, on a transaction-by-transaction basis, that permits a simplified assessment of whether an acquired set of activities and assets is not a business. The concentration test is met if substantially all of the fair value of the gross assets acquired is concentrated in a single identifiable asset or group of similar identifiable assets. The gross assets under assessment exclude cash and cash equivalents, deferred tax assets, and goodwill resulting from the effects of deferred tax liabilities. If the concentration test is met, the set of activities and assets is determined not to be a business and no further assessment is needed. If the test is not met, or if the acquirer elects not to apply the test, the Group shall then perform the assessment to determine if the inputs and substantive process that together significantly contribute to the ability to create output are present to determine whether the set of activities and assets is a business.

Business combinations are accounted for using the acquisition method. The consideration transferred is measured at the acquisition date fair value which is the sum of the acquisition date fair values of assets transferred by the Group, liabilities assumed by the Group to the former owners of the acquiree and the equity interests issued by the Group in exchange for control of the acquiree. For each business combination, the Group elects whether to measure the non-controlling interests in the acquiree that are present ownership interests and entitle their holders to a proportionate share of net assets in the event of liquidation at fair value or at the proportionate share of the acquiree's identifiable net assets. All other components of non-controlling interests are measured at fair value. Acquisition-related costs are expensed as incurred.

When the Group acquires a business, it assesses the financial assets and liabilities assumed for appropriate classification and designation in accordance with the contractual terms, economic circumstances and pertinent conditions as at the acquisition date. This includes the separation of embedded derivatives in host contracts of the acquiree.





## NOTES TO THE CONSOLIDATED FINANCIAL STATEMENTS

For the year ended 31 December 2023

### 2.4 MATERIAL ACCOUNTING POLICY INFORMATION (CONTINUED)

#### (b) Business combinations (Continued)

If the business combination is achieved in stages, the previously held equity interest is remeasured at its acquisition date fair value and any resulting gain or loss is recognised in profit or loss.

Any contingent consideration to be transferred by the acquirer is recognised at fair value at the acquisition date. Contingent consideration classified as an asset or liability is measured at fair value with changes in fair value recognised in profit or loss. Contingent consideration that is classified as equity is not remeasured and subsequent settlement is accounted for within equity.

Goodwill is initially measured at cost, being the excess of the aggregate of the consideration transferred, the amount recognised for non-controlling interests and any fair value of the Group's previously held equity interests in the acquiree over the identifiable net assets acquired and liabilities assumed. If the sum of this consideration and other items is lower than the fair value of the net assets acquired, the difference is, after reassessment, recognised in profit or loss as a gain on bargain purchase.

After initial recognition, goodwill is measured at cost less any accumulated impairment losses. Goodwill is tested for impairment, annually or more frequently if events or changes in circumstances indicate that the carrying value may be impaired. The Group performs its annual impairment test of goodwill as at 31 December. For the purpose of impairment testing, goodwill acquired in a business combination is, from the acquisition date, allocated to each of the Group's cash-generating units, or groups of cash-generating units, that are expected to benefit from the synergies of the combination, irrespective of whether other assets or liabilities of the Group are assigned to those units or group of units.

Impairment is determined by assessing the recoverable amount of the cash-generating unit (group of cash-generating units), to which the goodwill relates. Where the recoverable amount of the cash-generating unit (group of cash-generating units) is less than the carrying amount, an impairment loss is recognised. An impairment loss recognised for goodwill is not reversed in a subsequent period.

Where goodwill has been allocated to a cash-generating unit (or group of cash-generating units) and part of the operation within that unit is disposed of, the goodwill associated with the operation disposed of is included in the carrying amount of the operation when determining the gain or loss on the disposal. Goodwill disposed of in these circumstances is measured based on the relative values of the operation disposed of and the portion of the cash-generating unit retained.





## NOTES TO THE CONSOLIDATED FINANCIAL STATEMENTS

For the year ended 31 December 2023

### 2.4 MATERIAL ACCOUNTING POLICY INFORMATION (CONTINUED)

#### (c) Fair value measurement

The Group measures its financial assets at fair value at the end of each reporting period. Fair value is the price that would be received to sell an asset or paid to transfer a liability in an orderly transaction between market participants at the measurement date. The fair value measurement is based on the presumption that the transaction to sell the asset or transfer the liability takes place either in the principal market for the asset or liability, or in the absence of a principal market, in the most advantageous market for the asset or liability. The principal or the most advantageous market must be accessible by the Group. The fair value of an asset or a liability is measured using the assumptions that market participants would use when pricing the asset or liability, assuming that market participants act in their economic best interest.

A fair value measurement of a non-financial asset takes into account a market participant's ability to generate economic benefits by using the asset in its highest and best use or by selling it to another market participant that would use the asset in its highest and best use.

The Group uses valuation techniques that are appropriate in the circumstances and for which sufficient data are available to measure fair value, maximising the use of relevant observable inputs and minimising the use of unobservable inputs.

All assets and liabilities for which fair value is measured or disclosed in the financial statements are categorised within the fair value hierarchy, described as follows, based on the lowest level input that is significant to the fair value measurement as a whole:

- Level 1 – based on quoted prices (unadjusted) in active markets for identical assets or liabilities
- Level 2 – based on valuation techniques for which the lowest level input that is significant to the fair value measurement is observable, either directly or indirectly
- Level 3 – based on valuation techniques for which the lowest level input that is significant to the fair value measurement is unobservable

For assets and liabilities that are recognised in the financial statements at fair value on a recurring basis, the Group determines whether transfers have occurred between levels in the hierarchy by re-assessing categorisation (based on the lowest level input that is significant to the fair value measurement as a whole) at the end of each reporting period.





## NOTES TO THE CONSOLIDATED FINANCIAL STATEMENTS

For the year ended 31 December 2023

## 2.4 MATERIAL ACCOUNTING POLICY INFORMATION (CONTINUED)

## (d) Related parties

A party is considered to be related to the Group if:

- (a) the party is a person or a close member of that person's family and that person
  - (i) has control or joint control over the Group;
  - (ii) has significant influence over the Group; or
  - (iii) is a member of the key management personnel of the Group or of a parent of the Group;

or

- (b) the party is an entity where any of the following conditions applies:
  - (i) the entity and the Group are members of the same group;
  - (ii) one entity is an associate or joint venture of the other entity (or of a parent, subsidiary or fellow subsidiary of the other entity);
  - (iii) the entity and the Group are joint ventures of the same third party;
  - (iv) one entity is a joint venture of a third entity and the other entity is an associate of the third entity;
  - (v) the entity is a post-employment benefit plan for the benefit of employees of either the Group or an entity related to the Group;
  - (vi) the entity is controlled or jointly controlled by a person identified in (a);
  - (vii) a person identified in (a)(i) has significant influence over the entity or is a member of the key management personnel of the entity (or of a parent of the entity); and
  - (viii) the entity, or any member of a group of which it is a part, provides key management personnel services to the Group or to the parent of the Group.





## NOTES TO THE CONSOLIDATED FINANCIAL STATEMENTS

For the year ended 31 December 2023

### 2.4 MATERIAL ACCOUNTING POLICY INFORMATION (CONTINUED)

#### (d) Related parties (Continued)

Close members of the family of a person are those family members who may be expected to influence, or be influenced by, that person in their dealings with the entity and include.

- (i) that person’s children and spouse or domestic partner;
- (ii) children of that person’s spouse or domestic partner; and
- (iii) dependents of that person or that person’s spouse or domestic partner.

#### (e) Property, plant and equipment

Property, plant and equipment, other than construction in progress, are stated at cost less accumulated depreciation and any impairment losses. The cost of an item of property, plant and equipment comprises its purchase price and any directly attributable costs of bringing the asset to its working condition and location for its intended use.

Expenditure incurred after items of property, plant and equipment have been put into operation, such as repairs and maintenance, is normally charged to profit or loss in the period in which it is incurred. In situations where the recognition criteria are satisfied, the expenditure for a major inspection is capitalised in the carrying amount of the asset as a replacement. Where significant parts of property, plant and equipment are required to be replaced at intervals, the Group recognises such parts as individual assets with specific useful lives and depreciates them accordingly.

Depreciation is calculated on the straight-line basis to write off the cost of each item of property, plant and equipment to its residual value over its estimated useful life. The principal useful lives for this purpose are as follows:

Structures	3 to 10 years
Transportation equipment	5 to 10 years
Office equipment	3 to 5 years
Machinery equipment	3 to 10 years
Leasehold improvements	3 years





## NOTES TO THE CONSOLIDATED FINANCIAL STATEMENTS

For the year ended 31 December 2023

### 2.4 MATERIAL ACCOUNTING POLICY INFORMATION (CONTINUED)

#### (f) Intangible assets (other than goodwill)

Intangible assets acquired separately are measured on initial recognition at cost. The cost of intangible assets acquired in a business combination is the fair value at the date of acquisition. The useful lives of intangible assets are assessed to be either finite or indefinite. Intangible assets with finite lives are subsequently amortised over the useful economic life and assessed for impairment whenever there is an indication that the intangible asset may be impaired. The amortisation period and the amortisation method for intangible assets with a finite useful life are reviewed at least at each financial year end.

The principal estimated useful lives for this purpose are as follows:

Computer software	10 years
-------------------	----------

Intangible assets are test for impairment as described below to the consolidated financial statements.

As mentioned in Note 22, the Group acquired the use right of parking spaces from the debt offsetting agreement. The use right is the specific intangible asset held by the Group for sale in the ordinary course of business, so according to IAS 38, it should be applicable to IAS 2 inventories.

Inventories are carried at the lower of cost and net realisable value. Net realisable value is the estimated selling price in the ordinary course of business less the estimated costs of completion and the estimated costs necessary to make the sale.

When inventories are sold, the carrying amount of those inventories is recognised as an expense in the period in which the related revenue is recognised.

The amount of any write-down of inventories to net realisable value and all losses of inventories are recognised as an expense in the period the write-down or loss occurs.





## NOTES TO THE CONSOLIDATED FINANCIAL STATEMENTS

For the year ended 31 December 2023

### 2.4 MATERIAL ACCOUNTING POLICY INFORMATION (CONTINUED)

#### (f) Intangible assets (other than goodwill) (Continued)

##### Impairment of non-financial assets (Continued)

Internal and external sources of information are reviewed at the end of each reporting period to identify indications that the following assets may be impaired or, except in the case of goodwill, an impairment loss previously recognised no longer exists or may have decreased:

- property, plant and equipment;
- right-of-use assets;
- investments in subsidiaries in the Company's statement of financial position;
- investments in associates.

If any such indication exists, the asset's recoverable amount is estimated.

- Calculation of recoverable amount

The recoverable amount of an asset is the greater of its fair value less costs of disposal and value in use. In assessing value in use, the estimated future cash flows are discounted to their present value using a pre-tax discount rate that reflects current market assessments of the time value of money and the risks specific to the asset. Where an asset does not generate cash inflows largely independent of those from other assets, the recoverable amount is determined for the smallest group of assets that generates cash inflows independently (i.e. a cash-generating unit).

- Recognition of impairment losses

An impairment loss is recognised in profit or loss if the carrying amount of an asset, or the cash-generating unit to which it belongs, exceeds its recoverable amount. Impairment losses recognised in respect of cash-generating units are allocated to reduce the carrying amount of the assets in the unit (or group of units) on a pro rata basis, except that the carrying value of an asset will not be reduced below its individual fair value less costs of disposal (if measurable) or value in use (if determinable).







## NOTES TO THE CONSOLIDATED FINANCIAL STATEMENTS

For the year ended 31 December 2023

## 2.4 MATERIAL ACCOUNTING POLICY INFORMATION (CONTINUED)

## (f) Intangible assets (other than goodwill) (Continued)

## Impairment of non-financial assets (Continued)

- Reversals of impairment losses

In respect of assets, an impairment loss is reversed if there has been a favourable change in the estimates used to determine the recoverable amount.

A reversal of an impairment loss is limited to the asset's carrying amount that would have been determined had no impairment loss been recognised in prior years. Reversals of impairment losses are credited to profit or loss in the year in which the reversals are recognised.

## (g) Leases

## Group as a lessee

At inception of a contract, the Group assesses whether the contract is, or contains, a lease. A contract is, or contains, a lease if the contract conveys the right to control the use of an identified asset for a period of time in exchange for consideration. Control is conveyed where the customer has both the right to direct the use of the identified asset and to obtain substantially all of the economic benefits from that use.

For a contract that contains a lease component and one or more additional lease or non-lease components, the Group allocates the consideration in the contract to each lease component on the basis of the relative stand-alone price of the lease component and the aggregate stand-alone price of the non-lease components. The Group also applies practical expedient not to separate non-lease components from lease component, and instead account for the lease component and any associated non-lease components as a single lease component.

As a practical expedient, leases with similar characteristics are accounted on a portfolio basis when the Group reasonably expects that the effects on the consolidated financial statements would not differ materially from individual leases within the portfolio.

## (a) Short-term leases and leases of low-value assets

The Group applies the short-term lease recognition exemption to leases of laptops and office furniture that have a lease term of 12 months or less from the commencement date and do not contain a purchase option. It also applies the recognition exemption for lease of low-value assets. Lease payments on short-term leases and leases of low-value assets are recognised as expense on a straight-line basis or another systematic basis over the lease term.





## NOTES TO THE CONSOLIDATED FINANCIAL STATEMENTS

For the year ended 31 December 2023

### 2.4 MATERIAL ACCOUNTING POLICY INFORMATION (CONTINUED)

#### (g) Leases (Continued)

##### Group as a lessee (Continued)

##### (b) *Right-of-use assets*

The right-of-use asset recognised when a lease is capitalised is initially measured at cost, which comprises the initial amount of the lease liability plus any lease payments made at or before the commencement date, and any initial direct costs incurred. Where applicable, the cost of the right-of-use assets also includes an estimate of costs to dismantle and remove the underlying asset or to restore the underlying asset or the site on which it is located, discounted to their present value, less any lease incentives received.

Right-of-use assets are measured at cost, less any accumulated depreciation and any impairment losses, and adjusted for any remeasurement of lease liabilities other than adjustments to lease liabilities resulting from Covid-19-related rent concessions in which the Group applied the practical expedient.

Right-of-use assets are depreciated on a straight-line basis over the shorter of the lease terms and the estimated useful lives of the assets.

The Group presents right-of-use assets as a separate line item on the consolidated statement of financial position.

##### (c) *Refundable rental deposits*

Refundable rental deposits paid are accounted under IFRS 9 Financial Instruments (“IFRS 9”) and initially measured at fair value. Adjustments to fair value at initial recognition are considered as additional lease payments and included in the cost of right-of-use assets.

##### (d) *Lease liabilities*

Lease liabilities are recognised at the commencement date of the lease at the present value of lease payments to be made over the lease term. The lease payments include fixed payments (including in-substance fixed payments) less any lease incentives receivable, variable lease payments that depend on an index or a rate, and amounts expected to be paid under residual value guarantees. The lease payments also include the exercise price of a purchase option reasonably certain to be exercised by the Group and payments of penalties for termination of a lease, if the lease term reflects the Group exercising the option to terminate the lease. The variable lease payments that do not depend on an index or a rate are recognised as an expense in the period in which the event or condition that triggers the payment occurs.





## NOTES TO THE CONSOLIDATED FINANCIAL STATEMENTS

For the year ended 31 December 2023

## 2.4 MATERIAL ACCOUNTING POLICY INFORMATION (CONTINUED)

## (g) Leases (Continued)

## Group as a lessee (Continued)

## (d) Lease liabilities (Continued)

In calculating the present value of lease payments, the Group uses its incremental borrowing rate at the lease commencement date because the interest rate implicit in the lease is not readily determinable.

After the commencement date, lease liabilities are adjusted by interest accretion and lease payments.

The Group remeasures lease liabilities (and makes a corresponding adjustment to the related right-of-use assets) whenever:

- the lease term has changed or there is a change in the assessment of exercise of a purchase option, in which case the related lease liability is remeasured by discounting the revised lease payments using a revised discount rate at the date of reassessment.
- the lease payments change due to changes in market rental rates following a market rent review/expected payment under a guaranteed residual value in which cases the related lease liability is remeasured by discounting the revised lease payments using the initial discount rate.

The Group presents lease liabilities as a separate line item on the consolidated statement of financial position.

## (e) Lease modifications

Except for Covid-19-related rent concessions in which the Group applied the practical expedient, the Group accounts for a lease modification as a separate lease if:

- the modification increases the scope of the lease by adding the right to use one or more underlying assets; and
- the consideration for the leases increases by an amount commensurate with the stand-alone price for the increase in scope and any appropriate adjustments to that stand-alone price to reflect the circumstances of the particular contract.





## NOTES TO THE CONSOLIDATED FINANCIAL STATEMENTS

For the year ended 31 December 2023

### 2.4 MATERIAL ACCOUNTING POLICY INFORMATION (CONTINUED)

#### (g) Leases (Continued)

##### Group as a lessee (Continued)

##### (e) Lease modifications (Continued)

For a lease modification that is not accounted for as a separate lease, the Group remeasures the lease liability based on the lease term of the modified lease by discounting the revised lease payments using a revised discount rate at the effective date of the modification.

The Group accounts for the remeasurement of lease liabilities by making corresponding adjustments to the relevant right-of-use asset. When the modified contract contains a lease component and one or more additional lease or non-lease components, the Group allocates the consideration in the modified contract to each lease component on the basis of the relative stand-alone price of the lease component and the aggregate stand-alone price of the non-lease components.

##### (f) Covid-19-related rent concessions

In relation to rent concessions that occurred as a direct consequence of the COVID-19 pandemic, the Group has elected to apply the practical expedient not to assess whether the change is a lease modification if all of the following conditions are met:

- the change in lease payments results in revised consideration for the lease that is substantially the same as, or less than, the consideration for the lease immediately preceding the change;
- any reduction in lease payments affects only payments originally due on or before 30 June 2023; and
- there is no substantive change to other terms and conditions of the lease.

A lessee applying the practical expedient accounts for changes in lease payments resulting from rent concessions the same way as if the changes are not lease modifications. Forgiveness or waiver of lease payments are accounted for as variable lease payments. The related lease liabilities are adjusted to reflect the amounts forgiven or waived with a corresponding adjustment recognised in the profit or loss in the period in which the event occurs.





## NOTES TO THE CONSOLIDATED FINANCIAL STATEMENTS

For the year ended 31 December 2023

## 2.4 MATERIAL ACCOUNTING POLICY INFORMATION (CONTINUED)

## (h) Investments and other financial assets

**Financial assets***Classification and subsequent measurement of financial assets*

Financial assets are recognised when a group entity becomes a party to the contractual provisions of the instrument. All regular way purchases or sales of financial assets are recognised and derecognised on a trade date basis. Regular way purchases or sales are purchases or sales of financial assets that require delivery of assets within the time frame established by regulation or convention in the market place.

Financial assets are classified, at initial recognition, as subsequently measured at amortised cost, fair value through other comprehensive income (“**FVTOCI**”) and FVTPL.

The classification of financial assets at initial recognition depends on the financial asset’s contractual cash flows characteristics and the Group’s business model for managing them. With the exception of trade receivables that do not contain a significant financing component or for which the Group has applied the practical expedient of not adjusting the effect of a significant financing component, the Group initially measures a financial asset at its fair value, plus in the case of a financial asset not at FVTPL, transaction costs. Transaction costs directly attributable to the acquisition of financial assets at FVTPL are recognised immediately in profit or loss. Trade receivables that do not contain a significant financing component or for which the Group has applied the practical expedient are measured at the transaction price determined under IFRS 15 in accordance with the policies set out for “Revenue recognition” below.

In order for a financial asset to be classified and measured at amortised cost, it needs to give rise to cash flows that are solely payments of principal and interest (“**SPPI**”) on the principal amount outstanding. Financial assets with cash flows that are not SPPI are classified and measured at FVTPL, irrespective of the business model.

The Group’s business model for managing financial assets refers to how it manages its financial assets in order to generate cash flows. The business model determines whether cash flows will result from collecting contractual cash flows, selling the financial assets, or both. Financial assets classified and measured at amortised cost are held within a business model with the objective to hold financial assets in order to collect contractual cash flows, while financial assets classified and measured at FVTOCI are held within a business model with the objective of both holding to collect contractual cash flows and selling.





## NOTES TO THE CONSOLIDATED FINANCIAL STATEMENTS

For the year ended 31 December 2023

### 2.4 MATERIAL ACCOUNTING POLICY INFORMATION (CONTINUED)

#### (h) Investments and other financial assets (Continued)

##### Financial assets (Continued)

##### *Classification and subsequent measurement of financial assets (Continued)*

All other financial assets are subsequently measured at FVTPL, except that at the date of initial application/initial recognition of a financial asset the Group may irrevocably elect to present subsequent changes in fair value of an equity investment in OCI if that equity investment is neither held for trading nor contingent consideration recognised by an acquirer in a business combination to which IFRS 3 Business Combinations applies.

A financial asset is classified as held for trading if:

- it has been acquired principally for the purpose of selling in the near term; or
- on initial recognition it is a part of a portfolio of identified financial instruments that the Group manages together and has a recent actual pattern of short-term profit-taking; or
- it is a derivative that is not designated and effective as a hedging instrument.

In addition, the Group may irrevocably designate a financial asset that are required to be measured at the amortised cost or FVTOCI as measured at FVTPL if doing so eliminates or significantly reduces an accounting mismatch.

##### Financial assets at amortised cost (debt instruments)

Financial assets at amortised cost are subsequently measured using the effective interest method and are subject to impairment.

The effective interest method is a method of calculating the amortised cost of a financial asset or financial liability and of allocating interest income and interest expense over the relevant period. The effective interest rate is the rate that exactly discounts estimated future cash receipts and payments (including all fees and points paid or received that form an integral part of the effective interest rate, transaction costs and other premiums or discounts) through the expected life of the financial asset or financial liability, or, where appropriate, a shorter period, to the net carrying amount on initial recognition.

The Group's financial assets at amortised cost include loan to a related party, trade receivables, deposits and payments and other receivables.





## NOTES TO THE CONSOLIDATED FINANCIAL STATEMENTS

For the year ended 31 December 2023

### 2.4 MATERIAL ACCOUNTING POLICY INFORMATION (CONTINUED)

#### (h) Investments and other financial assets (Continued)

##### Financial assets (Continued)

##### *Classification and subsequent measurement of financial assets (Continued)*

Financial assets at FVTPL

Financial assets that do not meet the criteria for being measured at amortised cost or FVOCI or designated as FVOCI are measured at FVPL.

Financial assets at FVPL are measured at fair value at the end of each reporting period, with any fair value gains or losses recognised in profit or loss. The net gain or loss recognised in profit or loss excludes any dividend or interest earned on the financial asset and is included in the "Change in fair value of financial assets at fair value through profit or loss" line item.

##### *Derecognition of financial assets*

A financial asset (or, where applicable, a part of a financial asset or part of a group of similar financial assets) is primarily derecognised (i.e., removed from the Group's consolidated statements of financial position) when:

- the rights to receive cash flows from the asset have expired; or
- the Group has transferred its rights to receive cash flows from the asset or has assumed an obligation to pay the received cash flows in full without material delay to a third party under a "pass-through" arrangement; and either (a) the Group has transferred substantially all the risks and rewards of the asset, or (b) the Group has neither transferred nor retained substantially all the risks and rewards of the asset, but has transferred control of the asset.

When the Group has transferred its rights to receive cash flows from an asset or has entered into a pass-through arrangement, it evaluates if, and to what extent, it has retained the risk and rewards of ownership of the asset. When it has neither transferred nor retained substantially all the risks and rewards of the asset nor transferred control of the asset, the Group continues to recognise the transferred asset to the extent of the Group's continuing involvement. In that case, the Group also recognises an associated liability. The transferred asset and the associated liability are measured on a basis that reflects the rights and obligations that the Group has retained.

Continuing involvement that takes the form of a guarantee over the transferred asset is measured at the lower of the original carrying amount of the asset and the maximum amount of consideration that the Group could be required to repay.





## NOTES TO THE CONSOLIDATED FINANCIAL STATEMENTS

For the year ended 31 December 2023

### 2.4 MATERIAL ACCOUNTING POLICY INFORMATION (CONTINUED)

#### (h) Investments and other financial assets (Continued)

##### Financial assets (Continued)

##### *Impairment of financial assets*

The Group assesses on a forward looking basis the ECL associated with its assets carried at amortised cost. ECL are a probability-weighted estimate of credit losses (i.e. the present value of all cash shortfalls) over the expected life of the financial assets. The impairment methodology applied depends on whether there has been a significant increase in credit risk since initial recognition.

Lifetime ECL represents the ECL that will result from all possible default events over the expected life of the relevant instrument. In contrast, 12-month ECL (“**12-m ECL**”) represents the portion of lifetime ECL that is expected to result from default events that are possible within 12 months after the reporting date. Assessment are done based on the Group’s historical credit loss experience, adjusted for factors that are specific to the debtors, general economic conditions and an assessment of both the current conditions at the reporting date as well as the forecast of future conditions.

The Group always recognises lifetime ECL for trade receivables and contract assets. For all other financial assets, the Group measures the loss allowance equal to 12m ECL, unless there has been a significant increase in credit risk since initial recognition, in which case the Group recognises lifetime ECL. The assessment of whether lifetime ECL should be recognised is based on significant increases in the likelihood or risk of a default occurring since initial recognition.

##### Significant increase in credit risk

The Group considers the probability of default upon initial recognition of, a financial asset and whether there has been a significant increase in credit risk on an ongoing basis throughout each reporting period. To assess whether there is a significant increase in credit risk, the Group compares the risk of a default occurring on the asset as at the reporting date with the risk of default as at the date of initial recognition. It considers available reasonable and supportive forward-looking information. Especially the following indicators are incorporated:

- actual or expected significant adverse changes in external credit rating of the debtors;
- actual or expected significant adverse changes in business, financial or economic conditions that are expected to cause a significant change to the debtors’ ability to meet their obligations;
- actual or expected significant changes in the operating results of the debtors;







## NOTES TO THE CONSOLIDATED FINANCIAL STATEMENTS

For the year ended 31 December 2023

## 2.4 MATERIAL ACCOUNTING POLICY INFORMATION (CONTINUED)

## (h) Investments and other financial assets (Continued)

## Financial assets (Continued)

*Impairment of financial assets (Continued)*

## Significant increase in credit risk (Continued)

- significant increases in credit risk on other financial instruments of the same debtor; and
- significant changes in the expected performance and behaviour of the debtors, including changes in the payment status of debtors and changes in the operating results of the debtors.

Irrespective of the outcome of the above assessment, the Group presumes that the credit risk has increased significantly since initial recognition when contractual payments are more than 30 days past due, unless the Group has reasonable and supportable information that demonstrates otherwise.

Note 35(a) details how the Group determines whether there has been a significant increase in credit risk. The Group regularly monitors the effectiveness of the criteria used to identify whether there has been a significant increase in credit risk and revises them as appropriate to ensure that the criteria are capable of identifying significant increase in credit risk before the amount becomes past due.

## Default

For internal credit risk management, the Group considers an event of default occurs when information developed internally or obtained from external sources indicates that the debtor is unlikely to pay its creditors, including the Group, in full (without taking into account any collaterals held by the Group).

Irrespective of the above, the Group considers that default has occurred when a financial asset is more than 90 days past due unless the Group has reasonable and supportable information to demonstrate that a more lagging default criterion is more appropriate.





## NOTES TO THE CONSOLIDATED FINANCIAL STATEMENTS

For the year ended 31 December 2023

### 2.4 MATERIAL ACCOUNTING POLICY INFORMATION (CONTINUED)

#### (h) Investments and other financial assets (Continued)

##### Financial assets (Continued)

##### *Impairment of financial assets (Continued)*

##### Credit-impaired financial assets

A financial asset is credit-impaired when one or more events of default that have a detrimental impact on the estimated future cash flows of that financial asset have occurred. Evidence that a financial asset is credit-impaired includes observable data about the following events:

- significant financial difficulty of the issuer or the borrower;
- a breach of contract, such as a default or past due event;
- the lender(s) of the borrower, for economic or contractual reasons relating to the borrower's financial difficulty, having granted to the borrower a concession(s) that the lender(s) would not otherwise consider; or
- it is becoming probable that the borrower will enter bankruptcy or other financial reorganisation.

##### Write-off policy

The Group writes off a financial asset when there is information indicating that the counterparty is in severe financial difficulty and there is no realistic prospect of recovery, for example, when the counterparty has been placed under liquidation or has entered into bankruptcy proceedings. Financial assets written off may still be subject to enforcement activities under the Group's recovery procedures, taking into account legal advice where appropriate. A write-off constitutes a derecognition event. Any subsequent recoveries are recognised in profit or loss.

##### Measurement and recognition of ECL

The measurement of ECL is a function of the probability of default, loss given default (i.e. the magnitude of the loss if there is a default) and the exposure at default. The assessment of the probability of default and loss given default is based on historical data adjusted by forward-looking information. Estimation of ECL reflects an unbiased and probability-weighted amount that is determined with the respective risks of default occurring as the weights.

Generally, the ECL is the difference between all contractual cash flows that are due to the Group in accordance with the contract and the cash flows that the Group expects to receive, discounted at the effective interest rate determined at initial recognition.





## NOTES TO THE CONSOLIDATED FINANCIAL STATEMENTS

For the year ended 31 December 2023

## 2.4 MATERIAL ACCOUNTING POLICY INFORMATION (CONTINUED)

## (h) Investments and other financial assets (Continued)

**Financial assets (Continued)***Impairment of financial assets (Continued)*

## Measurement and recognition of ECL (Continued)

Where ECL is measured on a collective basis or cater for cases where evidence at the individual instrument level may not yet be available, the financial instruments are grouped on the basis:

- Past-due status; and
- Nature, size and industry of debtors.

The grouping is regularly reviewed by management to ensure the constituents of each group continue to share similar credit risk characteristics.

For trade receivables and contract assets, the Group applies the simplified approach permitted by IFRS 9, which requires expected lifetime losses to be recognised from initial recognition of the assets. The ECL on trade receivables and contract assets are assessed individually for debtors with significant balances and collectively for other debtors based on the Group's internal credit rating, historical credit loss experience and expected settlement dates, adjusted for factors that are specific to the debtors, general economic conditions and an assessment of both the current as well as the forecast direction of conditions at the reporting date, including time value of money where appropriate.

At every reporting date, the estimated default rates are reassessed and changes in the forward-looking estimates are considered.

The maximum period considered when estimating ECL is the maximum contractual period over which the Group is exposed to credit risk.

If the Group has measured the loss allowance for a financial instrument at an amount equal to lifetime ECL in the previous reporting period, but determines at the current reporting date that the conditions for lifetime ECL are no longer met, the Group measures the loss allowance at an amount equal to 12-m ECL at the current reporting date.

ECL is measured at each reporting date to reflect changes in the financial instrument's credit risk since initial recognition. Any change in the ECL amount is recognised as an impairment gain or loss in profit or loss. The Group recognises an impairment gain or loss for all financial instruments with a corresponding adjustment to their carrying amount through a loss allowance account.





## NOTES TO THE CONSOLIDATED FINANCIAL STATEMENTS

For the year ended 31 December 2023

### 2.4 MATERIAL ACCOUNTING POLICY INFORMATION (CONTINUED)

#### (i) Financial liabilities

##### Classification and subsequent measurement

Financial liabilities are classified, at initial recognition, as financial liabilities at FVTPL, loans and borrowings, payables, or as derivatives designated as hedging instruments in an effective hedge, as appropriate.

All financial liabilities are recognised initially at fair value and, in the case of loans and borrowings and payables, net of directly attributable transaction costs.

The Group's financial liabilities include trade payables, other payables and accruals and lease liabilities.

After initial recognition, the financial liabilities are subsequently measured at amortised cost, using the effective interest rate method unless the effect of discounting would be immaterial, in which case they are stated at cost.

Amortised cost is calculated by taking into account any discount or premium on acquisition and fees or costs that are an integral part of the effective interest rate ("EIR"). The EIR amortisation is included as finance costs in profit or loss.

##### Derecognition of financial liabilities

A financial liability is derecognised when, and only when, the obligation under the liability is discharged or cancelled, or expires.

When an existing financial liability is renegotiated in such a way that the liability is extinguished fully or partially by issuing equity instruments, it is accounted for as an extinguishment of the original financial liability and a recognition of equity instrument at the fair value upon issue with the difference between the carrying amount of the financial liability (or part of the financial liability) extinguished and the consideration paid (being the fair value of the equity instruments issued), recognised to profit or loss.

#### (j) Offsetting of financial instruments

Financial assets and financial liabilities are offset and the net amount is reported in the statement of financial position if there is a currently enforceable legal right to offset the recognised amounts and there is an intention to settle on a net basis, or to realise the assets and settle the liabilities simultaneously.





## NOTES TO THE CONSOLIDATED FINANCIAL STATEMENTS

For the year ended 31 December 2023

## 2.4 MATERIAL ACCOUNTING POLICY INFORMATION (CONTINUED)

**(k) Cash and cash equivalents and term deposits**

For the purpose of the consolidated statement of cash flows, cash and cash equivalents comprise cash on hand and demand deposits, and short term highly liquid investments that are readily convertible into known amounts of cash, are subject to an insignificant risk of changes in value, and have a short maturity of generally within three months when acquired, less bank overdrafts which are repayable on demand and form an integral part of the Group's cash management.

Bank deposits with initial terms of over three months are included in "term deposits" in the consolidated statement of financial position, are excluded from cash and cash equivalents.

**(l) Provisions**

A provision is recognised when a present obligation (legal or constructive) has arisen as a result of a past event and it is probable that a future outflow of resources will be required to settle the obligation, provided that a reliable estimate can be made of the amount of the obligation.

When the effect of discounting is material, the amount recognised for a provision is the present value at the end of the reporting period of the future expenditures expected to be required to settle the obligation. The increase in the discounted present value amount arising from the passage of time is included in finance costs in profit or loss.

**(m) Income tax**

Income tax comprises current and deferred tax. Income tax relating to items recognised outside profit or loss is recognised outside profit or loss, either in other comprehensive income or directly in equity.

Current tax assets and liabilities are measured at the amount expected to be recovered from or paid to the taxation authorities, based on tax rates (and tax laws) that have been enacted or substantively enacted by the end of the reporting period, taking into consideration interpretations and practices prevailing in the countries in which the Group operates.

Deferred tax is provided, using the liability method, on all temporary differences at the end of the reporting period between the tax bases of assets and liabilities and their carrying amounts for financial reporting purposes.





## NOTES TO THE CONSOLIDATED FINANCIAL STATEMENTS

For the year ended 31 December 2023

### 2.4 MATERIAL ACCOUNTING POLICY INFORMATION (CONTINUED)

#### (m) Income tax (Continued)

Deferred tax liabilities are recognised for all taxable temporary differences, except:

- when the deferred tax liability arises from the initial recognition of goodwill or an asset or liability in a transaction that is not a business combination and, at the time of the transaction, affects neither the accounting profit nor taxable profit or loss; and
- in respect of taxable temporary differences associated with investments in subsidiaries, associates and joint ventures, when the timing of the reversal of the temporary differences can be controlled and it is probable that the temporary differences will not reverse in the foreseeable future.

Deferred tax assets are recognised for all deductible temporary differences, and the carry forward of unused tax credits and any unused tax losses. Deferred tax assets are recognised to the extent that it is probable that taxable profit will be available against which the deductible temporary differences, and the carry forward of unused tax credits and unused tax losses can be utilised, except:

- when the deferred tax asset relating to the deductible temporary differences arises from the initial recognition of an asset or liability in a transaction that is not a business combination and, at the time of the transaction, affects neither the accounting profit nor taxable profit or loss; and
- in respect of deductible temporary differences associated with investments in subsidiaries, associates, and joint venture, deferred tax assets are only recognised to the extent that it is probable that the temporary differences will reverse in the foreseeable future and taxable profit will be available against which the temporary differences can be utilised.

The carrying amount of deferred tax assets is reviewed at the end of each reporting period and reduced to the extent that it is no longer probable that sufficient taxable profit will be available to allow all or part of the deferred tax asset to be utilised. Unrecognised deferred tax assets are reassessed at the end of each reporting period and are recognised to the extent that it has become probable that sufficient taxable profit will be available to allow all or part of the deferred tax asset to be recovered.

Deferred tax is calculated, without discounting, at the tax rates that are expected to apply in the period when the asset is realised or the liability is settled, based on the tax rates (and tax laws) that have been enacted or substantively enacted by the end of the reporting period.





## NOTES TO THE CONSOLIDATED FINANCIAL STATEMENTS

For the year ended 31 December 2023

## 2.4 MATERIAL ACCOUNTING POLICY INFORMATION (CONTINUED)

(m) **Income tax (Continued)**

Deferred tax assets and liabilities are offset when they relate to income taxes levied by the same taxation authority and the Group intends to settle its current tax assets and liabilities on a net basis.

For the purposes of measuring deferred tax for leasing transactions in which the Group recognises the right-of-use assets and the related lease liabilities, the Group first determines whether the tax deductions are attributable to the right-of-use assets or the lease liabilities.

(n) **Government grants**

Government grants are recognised at their fair value where there is reasonable assurance that the grant will be received and all attaching conditions will be complied with. When the grant relates to an expense item, it is recognised as income on a systematic basis over the periods that the costs, which it is intended to compensate, are expensed.

(o) **Revenue from contracts with customers**

The Group recognises revenue when (or as) a performance obligation is satisfied, i.e. when “control” of the goods or services underlying the particular performance obligation is transferred to the customer.

A performance obligation represents a good or service (or a bundle of goods or services) that is distinct or a series of distinct goods or services that are substantially the same.

Control is transferred over time and revenue is recognised over time by reference to the progress towards complete satisfaction of the relevant performance obligation if one of the following criteria is met:

- The customer simultaneously receives and consumes the benefits provided by the Group’s performance as the Group performs;
- The Group’s performance creates and enhances an asset that the customer controls as the Group performs; or
- The Group’s performance does not create an asset with an alternative use to the Group and the Group has an enforceable right to payment for performance completed to date.

Otherwise, revenue is recognised at a point in time when the customer obtains control of the distinct good or service.





## NOTES TO THE CONSOLIDATED FINANCIAL STATEMENTS

For the year ended 31 December 2023

### 2.4 MATERIAL ACCOUNTING POLICY INFORMATION (CONTINUED)

#### (o) Revenue from contracts with customers (Continued)

##### Contract assets

A contract asset is the right to consideration in exchange for goods or services transferred to the customer that is not yet conditional. If the Group performs by transferring goods or services to a customer before the customer pays consideration or before payment is due, a contract asset is recognised for the earned consideration that is conditional. Contract assets are subject to impairment assessment in accordance with IFRS 9, details of which are included in the accounting policies for impairment of financial assets. In contrast, a receivable represents the Group's unconditional right to consideration, i.e. only the passage of time is required before payment of that consideration is due.

##### Contract liabilities

A contract liability is recognised when a payment is received or a payment is due (whichever is earlier) from a customer before the Group transfers the related goods or services. Contract liabilities are recognised as revenue when the Group performs under the contract (i.e., transfers control of the related goods or services to the customer).

A contract asset and a contract liability relating to a contract are accounted for and presented on a net basis.

##### Contract costs

Other than the costs which are capitalised as property, plant and equipment and intangible assets, costs incurred to fulfil a contract with a customer are capitalised as an asset if all of the following criteria are met:

- The costs relate directly to a contract or to an anticipated contract that the entity can specifically identify.
- The costs generate or enhance resources of the entity that will be used in satisfying (or in continuing to satisfy) performance obligations in the future.
- The costs are expected to be recovered.

The capitalised contract costs are amortised and charged to the statement of profit or loss on a systematic basis that is consistent with the transfer to the customer of the goods or services to which the asset relates. Other contract costs are expensed as incurred.







## NOTES TO THE CONSOLIDATED FINANCIAL STATEMENTS

For the year ended 31 December 2023

## 2.4 MATERIAL ACCOUNTING POLICY INFORMATION (CONTINUED)

## (o) Revenue from contracts with customers (Continued)

**Contract costs (Continued)***Contracts with multiple performance obligations (including allocation of transaction price)*

If contracts involve the sale of multiple services, the transaction prices will be allocated to each performance obligation based on their relative stand-alone selling prices.

The stand-alone selling price of the distinct good or service underlying each performance obligation is determined at contract inception. It represents the price at which the Group would sell a promised good or service separately to a customer. If a stand-alone selling price is not directly observable, the Group estimates it using appropriate techniques such that the transaction price ultimately allocated to any performance obligation reflects the amount of consideration to which the Group expects to be entitled in exchange for transferring the promised goods or services to the customer, which is estimated based on expected cost plus a margin or an adjusted market assessment approach, depending on the availability of observable information.

*Over time revenue recognition: measurement of progress towards complete satisfaction of a performance obligation*

**Input method**

The progress towards complete satisfaction of a performance obligation is measured based on input method, which is to recognise revenue on the basis of the Group's efforts or inputs to the satisfaction of a performance obligation relative to the total expected inputs to the satisfaction of that performance obligation, that best depict the Group's performance in transferring control of goods or services.

**Output method**

The progress towards complete satisfaction of a performance obligation is measured based on output method, which is to recognise revenue on the basis of direct measurements of the value of the goods or services transferred to the customer to date relative to the remaining goods or services promised under the contract, that best depict the Group's performance in transferring control of goods or services.





## NOTES TO THE CONSOLIDATED FINANCIAL STATEMENTS

For the year ended 31 December 2023

### 2.4 MATERIAL ACCOUNTING POLICY INFORMATION (CONTINUED)

#### (o) Revenue from contracts with customers (Continued)

##### Contract costs (Continued)

###### *Principal versus agent*

When another party is involved in providing goods or services to a customer, the Group determines whether the nature of its promise is a performance obligation to provide the specified goods or services itself (i.e. the Group is a principal) or to arrange for those goods or services to be provided by the other party (i.e. the Group is an agent).

The Group is a principal if it controls the specified good or service before that good or service is transferred to a customer.

The Group is an agent if its performance obligation is to arrange for the provision of the specified good or service by another party. In this case, the Group does not control the specified good or service provided by another party before that good or service is transferred to the customer. When the Group acts as an agent, it recognises revenue in the amount of any fee or commission to which it expects to be entitled in exchange for arranging for the specified goods or services to be provided by the other party.

The Group provides property management services, value-added services and pre-delivery and consulting services. Revenue from contracts with customers is recognised when services are rendered to the customer at an amount that reflects the consideration to which the Group expects to be entitled in exchange for those services.

Depending on the terms of the contracts and the laws that apply to the contract, services may be recognised over time or at a point in time.

##### **Property management services**

Property management services mainly includes security, cleaning, greening, repair and maintenance and file management services to owners or tenants of properties.

The Group recognises certain property management service under lump sum basis and under commission basis.





## NOTES TO THE CONSOLIDATED FINANCIAL STATEMENTS

For the year ended 31 December 2023

## 2.4 MATERIAL ACCOUNTING POLICY INFORMATION (CONTINUED)

## (o) Revenue from contracts with customers (Continued)

**Property management services (Continued)**

For revenue from the property management services is recognised in the accounting period in which the services are rendered as the customers simultaneously receives and consumes the benefits provided by the Group's performance when the Group performs. The Group bills a fixed amount for services provided on a monthly basis and recognises as revenue in the amount to which the Group has a right to invoice and that corresponds directly with the value of performance completed. Accordingly, revenue is recognised on a straight-line basis over the specified period unless there is evidence that some other methods better represents the stage of completion, and the cost of services is recognised as incurred in connection with performing such services.

For property management services income from properties managed under a lump sum basis, where the Group acts as principal and is primarily responsible for providing the general property management services to the property owners by on-site staff which the labour costs are borne by the Group. Other expenses associated with general management services are borne by the Group. If the amount of general property management fees received is not sufficient to cover all the expenses incurred, the Group is not entitled to request the property owners to pay the Group the shortfall. The Group recognises the fee received or receivable from property owners as its revenue and all related property management costs as its cost of services.

For property management services income from properties managed under a commission basis, the general property management services are delivered by on-site staff which the labour costs are borne by the property owners, the Group acts as an agent and is primarily responsible for arranging and monitoring the services as provided by labours and other suppliers to the property owners. Expenses associated with general management services are covered by the balance of the gross general property management fees paid by the property owners after deducting the commissions payable to the Group. The Group is not responsible for any shortfall if the amount of general property management fees received is not sufficient to cover all the associated expenses incurred. All shortfall or surplus are assumed or entitled by the property owners. The Group recognises the commission, which is calculated by a certain percentage of the total property management fee received or receivable from the property owners.





## NOTES TO THE CONSOLIDATED FINANCIAL STATEMENTS

For the year ended 31 December 2023

### 2.4 MATERIAL ACCOUNTING POLICY INFORMATION (CONTINUED)

#### (o) Revenue from contracts with customers (Continued)

##### Value-added services

The value-added services mainly include the community area resources management services, property improvement services and utility expense collection services. Payment of these transaction is due immediately when the value-added services are rendered to the property owners.

The Group provides community area resources management services, which is leasing common spaces and public facilities owned by property owners to third parties and the provision of common area resources maintenance and management services, revenue is recognised over time when the relevant services are rendered, as the customer simultaneously receives and consumes the benefits provided by the Group.

For property improvement services, revenue is recognised over time, using an input method to measure progress towards the completion of the service, because the Group's performance enhances an asset that the customer controls as the asset is enhanced. The input method recognises revenue based on the proportion of the actual costs incurred relative to the estimated total costs for satisfaction of the property improvement services. The revenue is recognised on a gross basis as the Group acts as a principal in these transactions and is responsible for fulfilling the obligation to provide the specified goods when the goods are delivered to customers.

For utility expenses collection services, the Group acts as an agent to collect the utility expenses from the property occupants and return to relevant government bodies. Handling income which is calculated by a pre-determined cost-plus-margin approach on the utility expenses paid, is recognised at net basis at the point in time when the utility expenses are collected and returned to relevant government bodies.

Other value-added services including housekeeping, facilities and equipment maintenance for house and retail services. Revenue from housekeeping and maintenance services are recognised when the related services are rendered. Revenue from handling services provided for online platform, which is calculated by a pre-determined cost-plus-margin approach on the retail price paid, is recognised at the point in time when the control of the goods is transferred to the customers. During the progress of providing the housekeeping and facilities and equipment maintenance services, the Group has the whole control over the services and is responsible for the quality of services. For retail services, the Group buy products (purified water, daily necessities and etc.) firstly from third parties and sell to residents online, the Group has the whole control over products and responsible for the quality of products.





## NOTES TO THE CONSOLIDATED FINANCIAL STATEMENTS

For the year ended 31 December 2023

### 2.4 MATERIAL ACCOUNTING POLICY INFORMATION (CONTINUED)

#### (o) Revenue from contracts with customers (Continued)

##### Pre-delivery and consultancy services

Pre-delivery services include providing sales assistance services, for instance (i) property sales venue management services and (ii) property sales venue “warm-up” services at the pre-delivery stage. Consulting services mainly include (i) consulting service on project planning, design management and construction management to property developers at early and construction stages and (ii) referral and management services provided to property developers. The Group agrees the price for each service with the customers upfront and issues monthly or quarterly bills to the customers which varies based on the actual level of service completed.

Revenue from property sales venue management and property sales venue “warm-up” services is recognised over time, in the amount to which the Group has a right to invoice, because the customer simultaneously receives and consumes the benefits provided by the Group.

For referral and management services provided to property developers, the Group acts as an agent in the sales agency service as the Group is not the primary obligor to provide the properties to property owners and the Group has no inventories risk of properties. Commission income which is calculated by a percentage of the sales price, is recognised at net basis at the point in time when the property is delivered to property owners.

##### Engineering property services

Engineering property services include providing construction services to property developers.

Revenue from construction services is recognised over time using the output method to estimate the progress of each performance obligation satisfied over time by reference to the value of construction works completed to date (as certified by external surveyors or evaluated by internal project managers) as a proportion of the total contract value of the relevant construction contracts.

##### Revenue from other sources

Interest income is recognised on an accrual basis using the effective interest method by applying the rate that exactly discounts the estimated future cash receipts over the expected life of the financial instrument or a shorter period, when appropriate, to the net carrying amount of the financial asset.

Dividend income is recognised when the shareholders’ right to receive payment has been established, it is probable that the economic benefits associated with the dividend will flow to the Group and the amount of the dividend can be measured reliably.



## NOTES TO THE CONSOLIDATED FINANCIAL STATEMENTS

For the year ended 31 December 2023

### 2.4 MATERIAL ACCOUNTING POLICY INFORMATION (CONTINUED)

(p) **Other employee benefits**

**People's Republic of China ("PRC") contribution plan**

Pursuant to the relevant PRC laws and regulations, each of the PRC subsidiaries of the Group is required to participate in a retirement benefit scheme organised by the local municipal government whereby the Group is required to contribute a certain percentage of the salaries of its employees to the retirement benefit scheme. The only obligation of the Group with respect to the retirement benefit scheme is to pay the ongoing required contributions. Contributions made to the defined contribution retirement benefit scheme are charged to profit or loss as incurred.

(q) **Dividends**

Final dividends are recognised as a liability when they are approved by the shareholders in a general meeting. Proposed final dividends are disclosed in the notes to the financial statements.

Interim dividends are simultaneously proposed and declared, because the Company's memorandum and articles of association grant the directors the authority to declare interim dividends. Consequently, interim dividends are recognised immediately as a liability when they are proposed and declared.

(r) **Translation of foreign currencies**

The consolidated financial statements is presented in RMB, which is the Company's functional currency. Each entity in the Group determines its own functional currency and items included in the financial statements of each entity are measured using that functional currency. Foreign currency transactions recorded by the entities in the Group are initially recorded using their respective functional currency rates prevailing at the dates of the transactions. Monetary assets and liabilities denominated in foreign currencies are translated at the functional currency rates of exchange ruling at the end of the reporting period. Differences arising on settlement or translation of monetary items are recognised in profit or loss.

Non-monetary items that are measured in terms of historical cost in a foreign currency are translated using the exchange rates at the dates of the initial transactions. Non-monetary items measured at fair value in a foreign currency are translated using the exchange rates at the date when the fair value was measured. The gain or loss arising on translation of a non-monetary item measured at fair value is treated in line with the recognition of the gain or loss on change in fair value of the item (i.e., translation difference on the item whose fair value gain or loss is recognised in other comprehensive income or profit or loss is also recognised in other comprehensive income or profit or loss, respectively).



## NOTES TO THE CONSOLIDATED FINANCIAL STATEMENTS

For the year ended 31 December 2023

### 3. SIGNIFICANT ACCOUNTING JUDGEMENTS AND ESTIMATES

The preparation of the consolidated financial statements requires management to make judgements, estimates and assumptions that affect the reported amounts of revenues, expenses, assets and liabilities, and their accompanying disclosures, and the disclosure of contingent liabilities. Uncertainty about these assumptions and estimates could result in outcomes that could require a material adjustment to the carrying amounts of the assets or liabilities affected in the future.

#### Estimation uncertainty

The key assumptions concerning the future and other key sources of estimation uncertainty at the end of the reporting period, that have a significant risk of causing a material adjustment to the carrying amounts of assets and liabilities within the next financial year, are described below.

#### Provision of ECLs on balances with the related parties

Provision of ECLs on the balances with related parties are estimated based on assumptions about the risk of default and credit risk of counterparties, which involves high degree of estimation and uncertainty. Changes in these assumptions and estimates could materially affect the result of the assessment and it may be necessary to make additional provision to profit or loss.

The balances with related parties will use lifetime ECL when the credit risk has increased significantly since initial recognition. In assessing whether the credit risk of an asset has significantly increased, the Group takes into account quantitative and qualitative reasonable and supportable forward looking information including available counterparties' historical data and existing and forecast market conditions.

ECLs on balances with related parties which are not assessed to be credit impaired are estimated based on assumptions about risk of default and expected loss rates. The Group uses judgement in making these assumptions and selecting the inputs to the impairment assessment, based on the Group's past history, existing market conditions as well as forward looking information at the end of each reporting period. In assessing forward-looking information, the Group considers factors including macroeconomic factors, industry risks and changes in debtors' conditions. Judgement is applied in identifying the most appropriate ECL model as well as for determining the assumptions used in the model, including those related to key drivers of credit risk.





## NOTES TO THE CONSOLIDATED FINANCIAL STATEMENTS

For the year ended 31 December 2023

### 3. SIGNIFICANT ACCOUNTING JUDGEMENTS AND ESTIMATES (CONTINUED)

#### Estimation uncertainty (Continued)

##### Provision of ECLs on balances with the related parties (Continued)

For the unauthorised financial guarantee contracts provided to the borrowers in connection with Incident Transaction I, the Group measured the ECL on financial guarantee contracts by reference to Xinyuan (China)'s written response and the expected recovery plan. Detailed disclosure of these ECL is made in Note 7. The directors of the Company have assessed the legality and enforceability of those non-financial assets as agreed to be transferred to the Group under the Arbitration. No receivables associated with the Pledge has been derecognised until the legal uncertainty could be removed. The Group is working with Xinyuan Real Estate on the transfer of the relevant legal title of the relevant assets up to the date of approval of these consolidated financial statements.

The information about the ECL and the Group's balances with the related parties included in trade receivables, contract assets and other receivables are disclosed in Notes 20, 21 and 22, respectively.

##### Provision of ECL on trade and bills receivables and contract assets

The Group performs impairment assessment under ECL model on trade and bills receivables and contract assets individually or based on provision matrix.

Except for customers with significant balances or credit-impaired, which are assessed for impairment individually, the Group used provision matrix to calculate the ECL for its trade and bills receivables and contract assets. The provision rates are based on days past due for groupings of various customer segments that have similar loss patterns (i.e., by geography, product type, customer type and rating, and coverage by letters of credit and other forms of credit insurance).

The provision matrix is initially based on the Group's historical observed default rates. The Group will calibrate the matrix to adjust the historical credit loss experience with forward-looking information. For instance, if forecast economic conditions are expected to deteriorate over the next year which can lead to an increased number of defaults, the historical default rates are adjusted. At each reporting date, the historical observed default rates are updated and changes in the forward-looking estimates are analysed.







## NOTES TO THE CONSOLIDATED FINANCIAL STATEMENTS

For the year ended 31 December 2023

### 3. SIGNIFICANT ACCOUNTING JUDGEMENTS AND ESTIMATES (CONTINUED)

#### Estimation uncertainty (Continued)

##### Provision of ECL on trade and bills receivables and contract assets (Continued)

The assessment of the correlation among historical observed default rates, forecast economic conditions and ECLs is a significant estimate. The amount of ECLs is sensitive to changes in circumstances and forecast economic conditions. The Group's historical credit loss experience and forecast of economic conditions may also not be representative of customer's actual default in the future. Where the actual outcome or expectation in future is different from original estimate, such differences will impact the carrying amount of trade receivables and contract assets and credit loss allowance in the period in which the estimate has been changed. The information about the ECLs on the Group's trade receivables and contract assets is disclosed in Note 20 and Note 21 to the financial statements, respectively.

##### Fair value of financial instruments

Where the fair value of financial assets recorded in the statements of financial position cannot be derived from active markets, they are determined using valuation techniques including the discounted cash flow model. The inputs to these models are taken from observable markets where possible, but where this is not feasible, a degree of judgement is required in establishing fair values. The judgements include considerations of inputs such as liquidity risk, credit risk and volatility. Changes in assumptions about these factors could affect the reported fair value of financial instruments.

##### Deferred tax assets

Deferred tax assets are recognised for unused tax losses to the extent that it is probable that taxable profit will be available against which the losses can be utilised. Significant management judgement is required to determine the amount of deferred tax assets that can be recognised, based upon the likely timing and level of future taxable profits together with future tax planning strategies.

### 4. OPERATING SEGMENT INFORMATION

Management has determined the operating segments based on the reports reviewed by the chief operating decision maker. The chief operating decision maker, who is responsible for allocating resources and assessing performance of the operating segment, has been identified as the chief executives of the Company.

During the year, the Group is principally engaged in the provision of property management services, value-added services, pre-delivery and consulting services and property engineering services to customers in the PRC. Management reviews the operating results of the business as one operating segment to make decisions about resources to be allocated. Therefore, the chief operating decision maker of the Company regards that there is only one segment which is used to make strategic decisions.





## NOTES TO THE CONSOLIDATED FINANCIAL STATEMENTS

For the year ended 31 December 2023

## 4. OPERATING SEGMENT INFORMATION (CONTINUED)

The major operating entities of the Group are domiciled in the PRC. Accordingly, all of the Group's revenue was derived in the PRC during the year (2022: Same).

As at 31 December 2023, all of the non-current assets were located in the PRC (2022: Same).

## 5. REVENUE

Revenue mainly represents consideration to which the Group expects to be entitled for the property management services, value-added services, pre-delivery and consulting services rendered to customers and property engineering services. An analysis of the Group's revenue by category is as follows:

## (1) Disaggregation of revenue

	2023 RMB'000	2022 RMB'000
<b>Revenue from contract with customers within the scope of IFRS 15, types of goods or services</b>		
Property management services	534,791	496,450
Value-added services	115,852	107,545
Pre-delivery and consulting services	24,332	48,201
Property engineering services	74,631	34,302
	<b>749,606</b>	<b>686,498</b>





## NOTES TO THE CONSOLIDATED FINANCIAL STATEMENTS

For the year ended 31 December 2023

## 5. REVENUE (CONTINUED)

## (1) Disaggregation of revenue (Continued)

Revenue from contract with customers within the scope of IFRS 15 by timing of revenue recognition:

	Property management services		Value-added services		Pre-delivery and consulting services		Property engineering services		Total	
	2023	2022	2023	2022	2023	2022	2023	2022	2023	2022
	RMB'000	RMB'000	RMB'000	RMB'000	RMB'000	RMB'000	RMB'000	RMB'000	RMB'000	RMB'000
Point in time	-	-	33,584	27,761	2,641	8,987	-	-	36,225	36,748
Over time	534,791	496,450	82,268	79,784	21,691	39,214	74,631	34,302	713,381	649,750
	534,791	496,450	115,852	107,545	24,332	48,201	74,631	34,302	749,606	686,498

For the year ended 31 December 2023, revenue from entities controlled by the Ultimate Holding Company amounting to approximately RMB12,655,000, RMB5,374,000, RMB13,493,000 and RMB49,830,000 (2022: RMB21,377,000, RMB6,097,000, RMB33,364,000 and RMB19,926,000), representing 1.69%, 0.72%, 1.80% and 6.65% (2022: 3.11%, 0.81%, 4.45% and 2.90%) to the Group's total revenue from property management services, value-added services, pre-delivery and consulting services and property engineering services, respectively. Other than the entities controlled by the Ultimate Holding Company, the Group had a large number of customers and none of whom contributed 10% or more to the Group's revenue for the year (2022: none).

## (2) Contract liabilities

The following table shows the revenue recognised in the current year relating to carried-forward contract liabilities:

	2023 RMB'000	2022 RMB'000
Revenue recognised that was included in the contract liability balance at the beginning of the year	109,359	138,815

## (3) Performance obligations

For property management services and pre-delivery and consulting services, the Group recognises revenue in the amount that equals to the right to invoice which corresponds directly with the value to the customer of the Group's performance to date.



## NOTES TO THE CONSOLIDATED FINANCIAL STATEMENTS

For the year ended 31 December 2023

## 5. REVENUE (CONTINUED)

## (3) Performance obligations (Continued)

The majority of the property management service contracts do not have a fixed term. The terms of the contracts for pre-delivery and consulting services (except for construction services) are generally set to expire when the counterparties notify the Group that the services are no longer required.

The Group has elected the practical expedient in paragraph 121 of IFRS 15 for the value-added services and construction services contracts that regarding the performance obligation that has an original expected duration of one year or less, the Group does not make disclosure in accordance with paragraph 120 of IFRS 15, that is the aggregate amount of the transaction price allocated to the performance obligations that are unsatisfied (or partially unsatisfied) as of the end of the reporting period and an explanation of when the Group expects to recognise as revenue.

## 6. OTHER INCOME AND GAINS

	2023 RMB'000	2022 RMB'000
Interest income	4,753	13,363
Government grants (Note (a))	484	4,706
Foreign exchange differences, net	1,201	7,790
Others (Note (b))	1,598	1,969
	<b>8,036</b>	<b>27,828</b>

Notes:

- (a) Government grants mainly represented the subsidies received from the local government in support of the business operation. There was no condition to be fulfilled by the Group in relation to the subsidies.
- (b) According to the Announcement of "The Continuation of the combined tax and fee support policy – Additional VAT deduction for production and daily service industries" issued by State Taxation Administration on 9 October 2019, from 1 October 2019 to 31 December 2022, taxpayers in the daily service industry are allowed to deduct an additional 15% of the deductible input tax for the current period to deduct the tax payable. And on 28 January 2023, the State Taxation Administration issued an extension on this policy to 31 December 2023. During the year ended 31 December 2023, the amount of deductible input tax approximately RMB1,251,000 (2022: RMB1,823,000).



## NOTES TO THE CONSOLIDATED FINANCIAL STATEMENTS

For the year ended 31 December 2023

## 7. PROFIT/(LOSS) BEFORE INCOME TAX

The Group's profit/(loss) before income tax is arrived at after charging/(crediting):

	Notes	2023 RMB'000	2022 RMB'000
Cost of services provided		<b>508,332</b>	457,178
Employee benefit expenses (Note (c)) (excluding directors' and chief executive's remuneration included in (Note 9)):			
Wages and salaries		<b>148,278</b>	129,275
Pension scheme contributions (Note (d))		<b>20,252</b>	14,258
		<b>168,530</b>	143,533
Impairment of financial assets at amortised cost and contract assets			
– Third parties			
Provision for impairment of trade receivables	20	<b>23,021</b>	28,657
(Reversal)/provision for impairment of contract assets	21	<b>(454)</b>	8,025
(Reversal)/provision for impairment of financial assets included in prepayments and other receivables	22(e)	<b>(2,021)</b>	3,003
		<b>20,546</b>	39,685
– Related parties			
Provision for impairment of trade receivables	20	<b>14,946</b>	113,824
Provision for impairment of contract assets	21	<b>2,633</b>	27,098
Provision for impairment of financial assets included in payments	22(b)	<b>21,393</b>	68,937
Provision for impairment of other receivables	22(e)	<b>184</b>	2,876
(Reversal)/provision for impairment of loan to a related party	22(g)	<b>(27,375)</b>	19,506
		<b>11,781</b>	232,241
Provision for impairment of prepayments	22(a)	<b>14,261</b>	–
Loss related to Pledges			
– Loss on Pledges		–	398,847
– Recovery from loss on Pledges		–	(398,847)
– Provision for impairment of other receivables – receivables related to Pledges	22(f)	<b>790</b>	200,565
		<b>790</b>	200,565



## NOTES TO THE CONSOLIDATED FINANCIAL STATEMENTS

For the year ended 31 December 2023

## 7. PROFIT/(LOSS) BEFORE INCOME TAX (CONTINUED)

	Notes	2023 RMB'000	2022 RMB'000
Impairment loss on deposits, included in cost of sales	22(d)	1,097	3,083
Write down on inventories	19	672	–
Depreciation and amortisation:			
Depreciation of property, plant and equipment (Note (e))	14	2,314	2,362
Depreciation of right-of-use assets	15(a)	2,576	1,495
Amortisation of intangible assets	16	415	270
		5,305	4,127
Auditor's remuneration (Note (a))		2,844	2,004
Professional fee on Investigation and Internal Control Review (Note (f))		11,533	–
Expenses relating to short-term leases	15(c)	651	555
Foreign exchange differences, net (Note (b))		(1,201)	(7,790)
Fair value loss of financial assets at FVTPL	23	30,891	9,912
Loss on disposal of property, plant and equipment		129	32

Cost of sales dealt with in the consolidated financial statements represented cost of services provided by the Group.

Notes:

- (a) The amount included agreed-upon procedures services provided relating to interim results for the six months ended 30 June 2023 with approximately RMB 536,000 (2022: RMB282,000) and audit fees on issuing PRC statutory accounts of approximately RMB334,000 (2022: RMB314,000).
- (b) Foreign exchange gain was included in "other income and gains".
- (c) Total employee benefit expenses of approximately RMB113,066,000 and RMB55,464,000 (2022: RMB102,619,000 and RMB40,914,000) are charged to cost of sales and administrative expenses, respectively for the year ended 31 December 2023.
- (d) Pursuant to an announcement issued by the Ministry of Human Resources and Social Security of the PRC, in the light of COVID-19 pandemic, certain Group entities were exempted from making employer contribution to pension, unemployment, and work-related injury insurance schemes between February to December 2022.
- (e) Total depreciation of property, plant and equipment of approximately RMB1,481,000 and RMB833,000 (2022: RMB1,571,000 and RMB791,000) are charged to cost of sales and administrative expenses, respectively for the year ended 31 December 2023.
- (f) Professional fee on Investigation and Internal Control Review mainly consists of arbitration fees, lawyers fee and investigation fees related to the Incident Transactions I and II.



## NOTES TO THE CONSOLIDATED FINANCIAL STATEMENTS

For the year ended 31 December 2023

## 8. OTHER EXPENSES

	2023 RMB'000	2022 RMB'000
Write down on inventories (Note 19)	672	–
Others (Note)	707	2,248
	<b>1,379</b>	<b>2,248</b>

Note: The "others" mainly consist of the penalties, compensation and tax surcharges during the daily operation.

## 9. DIRECTORS' AND CHIEF EXECUTIVE'S REMUNERATION

Directors' and chief executive's remuneration for the year, disclosed pursuant to the Listing Rules, section 383(1)(a), (b), (c) and (f) of the Hong Kong Companies Ordinance and Part 2 of the Companies (Disclosure of Information about Benefits of Directors) Regulation, is as follows:

	2023 RMB'000	2022 RMB'000
Fees	432	239
Salaries, allowances and benefits in kind	2,485	1,409
Discretionary bonuses	–	326
Pension scheme contributions (Note 7(d))	195	159
	<b>3,112</b>	<b>2,133</b>

During the year ended 31 December 2023, no emoluments were paid by the Group to the directors as an inducement to join or upon joining the Group or as compensation for loss of office (2022: Nil). Neither the chief executive nor any of the directors has waived or agreed to waive any emoluments during the year ended 31 December 2023 (2022: Nil).

Salaries, allowances and benefits in kind paid to or for the executive directors are generally emoluments in respect of those persons' other services in connection with the management of the affairs of the Company and its subsidiaries.



## NOTES TO THE CONSOLIDATED FINANCIAL STATEMENTS

For the year ended 31 December 2023

## 9. DIRECTORS' AND CHIEF EXECUTIVE'S REMUNERATION (CONTINUED)

## Executive directors and non-executive directors

	Fees RMB'000	Salaries, allowances and benefits in kind RMB'000	Discretionary bonuses RMB'000	Equity-settled share-based payments RMB'000	Pension scheme contributions RMB'000	Total RMB'000
<b>2023</b>						
<b>Executive directors</b>						
Mr. FENG Bo (Note iii)	-	259	-	-	65	324
Mr. SHEN Yuan-Ching (Note iv)	-	1,573	-	-	65	1,638
Mr. WANG Yong (Note v)	-	653	-	-	65	718
	-	2,485	-	-	195	2,680
<b>Non-executive directors</b>						
Ms. TIAN Wenzhi (Note vii)	108	-	-	-	-	108
Mr. Li Yifan	108	-	-	-	-	108
Mr. SHEN Yuan-Ching (Note iv)	-	-	-	-	-	-
Mr. LAN Ye (Note ix)	108	-	-	-	-	108
Mr. LING Chenkai (Note ix)	108	-	-	-	-	108
	432	-	-	-	-	432
<b>2022</b>						
<b>Executive directors</b>						
Ms. Wang Yanbo (Note i)	-	664	326	-	18	1,008
Mr. Huang Bo (Note ii)	-	68	-	-	18	86
Mr. Feng Bo (Note iii)	-	207	-	-	61	268
Mr. Shen Yuan-Ching (Note iv)	-	377	-	-	37	414
Mr. Wang Yong (Note v)	-	93	-	-	25	118
	-	1,409	326	-	159	1,894
<b>Non-executive directors</b>						
Mr. Zhang Yong (Note vi)	-	-	-	-	-	-
Ms. Yang Yuyan (Note vi)	-	-	-	-	-	-
Mr. Tian Wenzhi (Note vii)	23	-	-	-	-	23
Mr. Li Yifan	103	-	-	-	-	103
Mr. Fu Shaojun (Note viii)	30	-	-	-	-	30
Mr. Shen Yuan-Ching (Note iv)	45	-	-	-	-	45
Mr. Lan Ye (Note ix)	19	-	-	-	-	19
Mr. Ling Chenkai (Note ix)	19	-	-	-	-	19
Mr. Luo Ji (Note x)	-	-	-	-	-	-
	239	-	-	-	-	239





## NOTES TO THE CONSOLIDATED FINANCIAL STATEMENTS

For the year ended 31 December 2023

## 9. DIRECTORS' AND CHIEF EXECUTIVE'S REMUNERATION (CONTINUED)

## Executive directors and non-executive directors (Continued)

Notes:

- (i) On 29 August 2022, Ms. Wang Yanbo resigned as executive director and Chief Executive Officer of the Company.
- (ii) On 15 February 2022, Mr. Huang Bo resigned as executive director and Chief Financial Officer of the Company.
- (iii) On 29 August 2022, Mr. Feng Bo was appointed as executive director of the Company.
- (iv) On 13 April 2022, Mr. SHEN Yuan-Ching was appointed as independent non-executive director of the Company. On 19 September 2022, Mr. SHEN Yuan-Ching was re-designated to executive director and being appointed as the chairman of the board of directors of the Company on 21 October 2022.
- (v) On 21 October 2022, Mr. Wang Yong was appointed as executive director and the Chief Financial Officer of the Company.
- (vi) On 29 August 2022, Mr. Zhang Yong and Ms. Yang Yuyan resigned as non-executive directors of the Company.
- (vii) On 21 October 2022, Mr. TIAN Wenzhi was appointed as independent non-executive director of the Company.
- (viii) Mr. Fu Shaojun was appointed as independent non-executive director of the Company on 27 July 2021 and resigned on 13 April 2022.
- (ix) Mr. Lan Ye and Mr. Ling Chenkai were appointed as independent non-executive directors of the Company on 21 October 2022.
- (x) Mr. Luo Ji resigned as independent non-executive director of the Company on 21 October 2022.





## NOTES TO THE CONSOLIDATED FINANCIAL STATEMENTS

For the year ended 31 December 2023

### 10. FIVE HIGHEST PAID EMPLOYEES

The five highest paid employees during the year included two directors (including one director also being chief executive) (2022: two directors including one director also being chief executive), details of whose remuneration are set out in note 9 above. Details of the remuneration for the year of the remaining three (2022: three) highest paid employees who are neither a director nor chief executive of the Company are as follows:

	<b>2023</b>	2022
	<b>RMB'000</b>	RMB'000
Salaries, allowances and benefits in kind	<b>1,503</b>	1,930
Pension scheme contributions	<b>116</b>	78
	<b>1,619</b>	2,008

The number of non-director and non-chief executive highest paid employees whose remuneration fell within the following bands is as follows:

	<b>2023</b>	2022
	<b>Number of individuals</b>	Number of individuals
Nil to HK\$1,000,000	<b>3</b>	3

During the year ended 31 December 2023, the five highest paid employees did not receive any emolument from the Group as an inducement to join or upon joining the Group, nor leave the Group or as compensation for loss of office (2022: Nil).





## NOTES TO THE CONSOLIDATED FINANCIAL STATEMENTS

For the year ended 31 December 2023

## 11. INCOME TAX EXPENSE

	2023 RMB'000	2022 RMB'000
Current income tax – PRC:		
Corporate income tax	41,493	45,057
Withholding tax	6,677	4,335
	<b>48,170</b>	49,392
Deferred income tax – PRC:		
Deferred tax asset recognised (Note 28)	(5,136)	(9,921)
Deferred tax liabilities recognised (Note 28)	(2,203)	(2,559)
	<b>(7,339)</b>	(12,480)
Total tax charge for the year	<b>40,831</b>	36,912

## (a) Cayman Islands income tax

The Company is incorporated in the Cayman Islands as an exempted company with limited liability under the Companies Law of the Cayman Islands and accordingly, is exempted from Cayman Islands income tax.

## (b) British Virgin Islands (“BVI”) income tax

Pursuant to the rules and regulations of the BVI, the Group is not subject to any income tax in the BVI.

## (c) Hong Kong profits tax

No provision for Hong Kong profits tax was made as the Group did not have any assessable income subject to Hong Kong profits tax during the year (2022: Same).





## NOTES TO THE CONSOLIDATED FINANCIAL STATEMENTS

For the year ended 31 December 2023

### 11. INCOME TAX EXPENSE (CONTINUED)

#### (d) PRC Corporate Income Tax

Under the relevant PRC income tax law, four PRC entities of the Group are subject to corporate income tax at a rate of 25% during the year on their respective taxable income (2022: Same).

Other the PRC entities mentioned above, the other PRC entities of the Group and its subsidiaries are recognised as a small profit enterprise, the portion of annual taxable income amount, which does not exceed RMB1 million, shall be computed at a reduced rate of 25% as taxable income amount, and be subject to enterprise income tax at 20%. And the portion of annual taxable income, which exceeds RMB1 million but does not exceed RMB3 million, shall be computed at a reduced rate of 50% as taxable income amount, and be subject to enterprise income tax at 20%.

#### (e) Withholding tax

Pursuant to the PRC Corporate Income Tax Law, a 10% withholding tax is levied on dividends declared to foreign investors from the foreign investment enterprises established in Mainland China. The requirement is effective from 1 January 2008 and applies to earnings after 31 December 2007. A lower withholding tax rate may be applied if there is a tax treaty between Mainland China and the jurisdiction of the foreign investors. For the Group, the applicable rate is 10%. The above PRC withholding tax has been provided based on the net profits of the year planned to be distributed by the Company's Mainland China subsidiaries and the applicable tax rate of 10%.





## NOTES TO THE CONSOLIDATED FINANCIAL STATEMENTS

For the year ended 31 December 2023

## 11. INCOME TAX EXPENSE (CONTINUED)

A reconciliation of the income tax expense applicable to profit/(loss) before income tax at the statutory rates for the jurisdictions in which the companies comprising the Group are domiciled to the tax expense at the effective tax rate is as follows:

	2023 RMB'000	2022 RMB'000
Profit/(loss) before income tax	69,244	(297,219)
Tax at the statutory tax rates of PRC at 25%	17,311	(74,305)
Tax effect of different tax rates of subsidiaries operating in other jurisdictions	2,623	2,109
Share of tax of associates	(18)	(72)
Withholding income tax	6,677	4,335
Net adjustment for (non-taxable)/non-deductible items	14,238	104,845
Tax charge at the Group's effective tax rate	40,831	36,912

## 12. DIVIDENDS

A special dividend in respect of the six months ended 30 June 2023 of HK\$3.8 cents per ordinary share, amounting to approximately HK\$21,565,000 (equivalent to RMB20,000,000 based on the exchange rate as at dividend proposal date) has been recommended by the board of directors on 12 March 2024.

No dividend for the year ended 31 December 2022 has been proposed by the directors of the Company.

A dividend in respect of the year ended 31 December 2021 of HK13.8 cents per ordinary share, amounting to approximately HK\$78,315,000 (equivalent to RMB63,660,000 based on the exchange rate as at dividend proposal date) had been approved by the board of directors after the reporting date and it had also been approved at the annual general meeting of the Company held in October 2022. The relevant dividend amount of RMB66,767,000 was charged to the consolidated statement of changes in equity based on the payment date exchange rate ended 31 December 2022.



## NOTES TO THE CONSOLIDATED FINANCIAL STATEMENTS

For the year ended 31 December 2023

## 13. EARNINGS/(LOSS) PER SHARE ATTRIBUTABLE TO EQUITY HOLDERS OF THE COMPANY

For the year ended 31 December 2023, the basic earnings per share is calculated by dividing the earnings (2022: loss) for the year attributable to the equity holders of the Company by the weighted average number of ordinary shares of 567,500,000 (2022: 567,500,000) in issue during the year. There were no differences between the basic and diluted loss per share as there were no potential dilutive ordinary shares outstanding during the year.

## 14. PROPERTY, PLANT AND EQUIPMENT

## Year ended 31 December 2023

	Structures RMB'000	Transportation equipment RMB'000	Office equipment RMB'000	Machinery equipment RMB'000	Leasehold improvements RMB'000	Total RMB'000
At 1 January 2023:						
Cost	3,236	2,750	8,830	5,885	1,059	21,760
Accumulated depreciation	(898)	(2,240)	(5,961)	(3,176)	(743)	(13,018)
Net carrying amount	2,338	510	2,869	2,709	316	8,742
At 1 January 2023, net of accumulated depreciation	2,338	510	2,869	2,709	316	8,742
Additions	-	111	1,169	813	1,713	3,806
Written off	-	(129)	-	-	-	(129)
Depreciation provided during the year (Note 7)	(92)	(9)	(722)	(826)	(665)	(2,314)
At 31 December 2023, net of accumulated depreciation	2,246	483	3,316	2,696	1,364	10,105
At 31 December 2023:						
Cost	3,236	2,666	9,999	6,698	2,772	25,371
Accumulated depreciation	(990)	(2,184)	(6,683)	(4,001)	(1,408)	(15,266)
Net carrying amount	2,246	482	3,316	2,697	1,364	10,105



## NOTES TO THE CONSOLIDATED FINANCIAL STATEMENTS

For the year ended 31 December 2023

## 14. PROPERTY, PLANT AND EQUIPMENT (CONTINUED)

Year ended 31 December 2022

	Structures RMB'000	Transportation equipment RMB'000	Office equipment RMB'000	Machinery equipment RMB'000	Leasehold improvements RMB'000	Total RMB'000
At 1 January 2022:						
Cost	3,236	2,752	8,555	5,622	890	21,055
Accumulated depreciation	(813)	(2,191)	(5,460)	(2,565)	(418)	(11,447)
Net carrying amount	2,423	561	3,095	3,057	472	9,608
At 1 January 2022, net of						
accumulated depreciation	2,423	561	3,095	3,057	472	9,608
Additions	–	78	694	597	169	1,538
Written off	–	(4)	(11)	(17)	–	(32)
Disposal of a subsidiary (Note 33)	–	–	(10)	–	–	(10)
Depreciation provided (Note 7)	(85)	(125)	(899)	(928)	(325)	(2,362)
At 31 December 2022, net of						
accumulated depreciation	2,338	510	2,869	2,709	316	8,742
At 31 December 2022:						
Cost	3,236	2,750	8,830	5,885	1,059	21,760
Accumulated depreciation	(898)	(2,240)	(5,961)	(3,176)	(743)	(13,018)
Net carrying amount	2,338	510	2,869	2,709	316	8,742





## NOTES TO THE CONSOLIDATED FINANCIAL STATEMENTS

For the year ended 31 December 2023

## 15. LEASES

The Group has lease contracts for its offices in the PRC and Hong Kong used in operations. The lease terms vary between 2 and 5 years (2022: 3 and 5 years) and the lease payments are paid monthly or yearly. Apartments and cleaning machines have lease terms of 12 months or less or with low value, which are not recognised as right-of-use assets and lease liabilities. Generally, the Group is restricted from assigning and subleasing the leased assets outside the Group. No extension or termination options, nor variable lease payments were contained in the above lease contracts.

## (a) Right-of-use assets

The carrying amounts of the Group's right-of-use assets and the movements during the year are as follows:

	Offices RMB'000
As at 1 January 2022	1,859
Additions	3,529
Depreciation charge (Note 7)	(1,495)
As at 31 December 2022 and 1 January 2023	<b>3,893</b>
Additions	<b>10,102</b>
Depreciation charge (Note 7)	<b>(2,576)</b>
As at 31 December 2023	<b>11,419</b>







## NOTES TO THE CONSOLIDATED FINANCIAL STATEMENTS

For the year ended 31 December 2023

## 15. LEASES (CONTINUED)

## (b) Lease liabilities

The carrying amount of lease liabilities and the movements during the year are as follows:

	<b>Offices</b> RMB'000
Carrying amount at 1 January 2022	2,085
Additions	3,529
Accretion of interest during the year	112
Payments	(1,743)
Carrying amount at 31 December 2022	3,983
Analysed into:	
Current portion	1,868
Non-current portion	2,115
	3,983
Carrying amount at 1 January 2023	<b>3,983</b>
Additions	<b>10,102</b>
Accretion of interest during the year	<b>258</b>
Payments	<b>(3,119)</b>
Carrying amount at 31 December 2023	<b>11,224</b>
Analysed into:	
Current portion	<b>3,611</b>
Non-current portion	<b>7,613</b>
	<b>11,224</b>



## NOTES TO THE CONSOLIDATED FINANCIAL STATEMENTS

For the year ended 31 December 2023

## 15. LEASES (CONTINUED)

## (b) Lease liabilities (Continued)

The maturity analysis of lease liabilities is as follows:

	2023 RMB'000	2022 RMB'000
Within one year	4,071	2,014
Over one year but within two years	2,277	1,266
Over two years but within five years	8,301	949
Total lease payments	14,649	4,229
Less: Finance charges	(3,425)	(246)
	11,224	3,983

## (c) The amounts recognised in profit or loss in relation to leases are as follows:

	2023 RMB'000	2022 RMB'000
Interest on lease liabilities	258	112
Depreciation charge of right-of-use assets (Note 15(a))	2,576	1,495
Expense relating to short-term leases (Note 7)	651	555
Total amount recognised in profit or loss	3,485	2,162



## NOTES TO THE CONSOLIDATED FINANCIAL STATEMENTS

For the year ended 31 December 2023

## 16. OTHER INTANGIBLE ASSETS

	<b>Software</b> RMB'000
Cost at 1 January 2023, net of accumulated amortisation	<b>3,327</b>
Additions	<b>110</b>
Amortisation provided during the year (Note 7)	<b>(415)</b>
At 31 December 2023	<b>3,022</b>
At 31 December 2023:	
Cost	<b>4,546</b>
Accumulated amortisation	<b>(1,524)</b>
Net carrying amount	<b>3,022</b>
Cost at 1 January 2022, net of accumulated amortisation	2,197
Additions	1,400
Amortisation provided during the year (Note 7)	(270)
At 31 December 2022	3,327
At 31 December 2022:	
Cost	4,437
Accumulated amortisation	(1,110)
Net carrying amount	3,327





## NOTES TO THE CONSOLIDATED FINANCIAL STATEMENTS

For the year ended 31 December 2023

## 17. INVESTMENT IN A JOINT VENTURE

	2023 RMB'000	2022 RMB'000
Share of net assets	–	10,406
Impairment of investment in a joint venture	–	(10,406)
	–	–

Particulars of the Group's joint venture are as follows:

Name	Paid-up capital	Place of registration and operation	Principal activity	Percentage of ownership interest attributable to the Group
Henan Qingning Apartment Management Co. Ltd. 河南青寧公寓管理有限公司 ("Qingning Apartment")	RMB10,000,000	PRC	Property leasing	Nil (2022: 51%)

According to the Articles of Association of Qingning Apartment, all significant and relevant matters of the entity require approval by two-thirds of shareholders' votes such that the Group is unable to control the relevant activities of Qingning Apartment, and Qingning Apartment is therefore accounted for as a joint venture of the Group.





## NOTES TO THE CONSOLIDATED FINANCIAL STATEMENTS

For the year ended 31 December 2023

## 17. INVESTMENT IN A JOINT VENTURE (CONTINUED)

The investment agreement required the joint venture partner compensation of up to RMB24,460,000 depending on whether Qingning Apartment's audited revenue meets specified target. The Group is entitled to request the joint venture partner to settle the compensation either in cash or by his entire equity interests in Qingning Apartment. Subsequently, based on the market condition, the Group and joint venture partner reached the consensus that such term of profit guarantee was waived and the joint venture partner no longer was required to make any compensation.

As at 31 December 2023, there were no significant contingent liabilities relating to the Group's interest in the joint venture (2022: Nil).

Management reassessed the ECL of amounts due from Qingning Apartment at the reporting date and no provision for impairment on amounts due from Qingning Apartment was recognised as the amount is insignificant (2022: Nil).

In view of indication of impairment arising from operating losses of Qingning Apartment, the directors of the Company determined the recoverable amount of investment in Qingning Apartment for impairment test purposes. The recoverable amount of the investment in Qingning Apartment has been determined based on a value in use calculation using cash flow projections based on financial budgets approved by the management (2022: Same). The investment in Qingning Apartment had been fully written off as at 31 December 2022 and no reversal of impairment is considered for the year.

The Group has not incurred any legal or constructive obligations, nor made payments on behalf of the joint venture. Accordingly, the Group did not recognise its share of the joint venture's losses (2022: Nil) once the carrying amount of its net investment in Qingning Apartment was reduced to zero.

On 16 August 2023, the Group and Beijing Ruizhuo Xichuang Technology Development Co., Ltd (an 33.3% associate of the Ultimate Holding Company) entered into an equity transfer agreement (the "**Equity Transfer**"), pursuant to which the Group agreed to transfer its entire equity interests in Qingning Apartment, representing 51% equity interests in Qingning Apartment at Nil consideration, as the Qingning Apartment is in net liability status at the transferred date.

Such transaction was completed on 17 August 2023 ("**Disposal Date**"), immediately upon the completion of the Equity Transfer, the Group ceased to hold any interest in Qingning Apartment and Qingning Apartment ceased to be a joint venture of the Group.





## NOTES TO THE CONSOLIDATED FINANCIAL STATEMENTS

For the year ended 31 December 2023

## 17. INVESTMENT IN A JOINT VENTURE (CONTINUED)

The following table illustrates the summarised financial information in respect of Qingning Apartment adjusted for any differences in accounting policies and reconciled to the carrying amount in the consolidated financial statements:

	As at 31 December 2022 RMB'000
Cash and cash equivalents	499
Other current assets (Note (a))	71,155
Current assets	71,654
Non-current assets excluding goodwill	670
Goodwill	38,510
Non-current assets	39,180
Current liabilities	(36,646)
Non-current liabilities (Note (b))	(65,156)
Net assets	9,032
Net liabilities, excluding goodwill	(29,478)
Reconciliation to the Group's interest in the joint venture:	
Proportion of the Group's ownership	51%
Group's share of net liabilities of the joint venture, excluding goodwill	(15,034)
Add: unrecognised share of loss of the joint venture	5,800
Goodwill on acquisition	19,640
Share of net assets	10,406
Impairment of investment in the joint venture	(10,406)
Carrying amount of the investment	-





## NOTES TO THE CONSOLIDATED FINANCIAL STATEMENTS

For the year ended 31 December 2023

## 17. INVESTMENT IN A JOINT VENTURE (CONTINUED)

## Notes:

- (a) Other current asset of Qingning Apartment as at the disposal date included loan receivables from entities controlled by the Ultimate Holding Company aggregating to RMB70,000,000 (2022: RMB70,000,000), which are due on 31 December 2023 (2022: 31 December 2022), and bear interest rate of 6% per annum (2022: 6% per annum).

The management assessed the ECL of such loan receivables and an impairment loss of RMBNil (2021: RMB2,290,000) was recognized from 1 January to the Disposal Date, reduced the carrying amount of the loan receivables to RMB62,943,000.

- (b) On the other hand, non-current liabilities of Qingning Apartment as at Disposal Date included a bank loan of RMB65,000,000 (2022: RMB65,000,000), which are due on 13 April 2025 (2022: 13 April 2025), and bear interest rate at loan prime rate plus 0.25% per annum (2022: prime rate plus 0.25% per annum). The bank loan is guaranteed by the Ultimate Holding Company and repayable by various instalments commencing from June 2022 (2022: Same).

	Year ended 31 December 2022 RMB'000
Revenue	1,261
Cost of sales	(5,860)
Selling expenses	(72)
Administrative expenses	(198)
Finance (expenses)/income, net	(3,296)
Other operating expense	(3,208)
Loss and total comprehensive loss for the year	(11,373)
Share of loss of a joint venture	(5,800)
Unrecognised share of loss of a joint venture	(5,800)

The movements in provision for impairment of investment in the joint venture are as follows:

	2022 RMB'000
At the beginning of year	10,406
Charge for the year	-
At the end of the year	10,406



## NOTES TO THE CONSOLIDATED FINANCIAL STATEMENTS

For the year ended 31 December 2023

## 18. INVESTMENTS IN ASSOCIATES

The Group's interest in associates is accounted for using equity method, amounts recognised as below:

	2023 RMB'000	2022 RMB'000
At 1 January	402	1,523
Share of profit	74	287
Disposal of investment in associates	–	(1,408)
At 31 December	476	402

Particulars of the Group's main associates are as follows:

Name	Paid-up capital	Place of registration and operation	Principal activity	Percentage of ownership interest attributable to the Group
Handan Gangcheng Property Services Co. Ltd 邯鄲市鋼城物業服務有限公司 ("Gangcheng") (Note a)	RMB3,333,300	PRC	Property management and related services	Nil
Henan Yicheng Xinyuan Property Services Co. Ltd. 河南頤城鑫苑物業服務有限公司 (Note b)	RMB5,000,000	PRC	Property management and related services	49% (2022: 49%)





## NOTES TO THE CONSOLIDATED FINANCIAL STATEMENTS

For the year ended 31 December 2023

## 18. INVESTMENTS IN ASSOCIATES (CONTINUED)

## Notes:

- (a) On 30 April 2020, the Group acquired a 40% equity interest of Gangcheng at a consideration of approximately RMB1,385,000. The Group has one seat out of three seats in the board of directors of Gangcheng, as well as the 40% equity voting rights, therefore the Group has the ability to exercise significant influence over Gangcheng. Thus, Gangcheng was accounted for as an associate using the equity method.

On 10 August 2022, the Group and an independent third party entered into an equity transfer agreement (the “**Equity Transfer**”), pursuant to which the Group agreed to transfer its entire equity interests in Gangcheng, representing 40% equity interests in Gangcheng. The consideration of the Equity Transfer was RMB1,164,000.

Such transaction was completed on 28 September 2022, immediately upon the completion of the Equity Transfer, the Group ceased to hold any interest in Gangcheng and Gangcheng ceased to be an associate of the Group. The Group recognised a loss of approximately RMB244,000 in respect of the disposal of its entire equity interests in Gangcheng, which was recorded under “Other expenses” in the profit or loss during the year ended 31 December 2022.

- (b) On 17 April 2020, the Group acquired a 49% equity interest of Henan Yicheng Xinyuan Property Services Co. Ltd (“**Yicheng**”) at a consideration of approximately RMB2,450,000. The Group has two seats in the board of directors of Yicheng, as well as the 49% equity voting rights, therefore the Group has the ability to exercise significant influence over Yicheng. Thus, Yicheng was accounted for as an associate using the equity method.

The following table illustrates the financial information of the Group’s associates that are not individually material:

	2023 RMB'000	2022 RMB'000
Share of the associates’ profit for the year	74	287
Share of the associates’ total comprehensive income	74	287
Carrying amount of the Group’s investments in the associates	476	402



## NOTES TO THE CONSOLIDATED FINANCIAL STATEMENTS

For the year ended 31 December 2023

## 19. INVENTORIES

	2023 RMB'000	2022 RMB'000
Parking spaces	54,272	–
Less: write down of inventories	(672)	–
	<b>53,600</b>	–

Note: Inventories mainly consist of the 546 car parking spaces transferred from the Ultimate Holding Company to the Group under an offsetting debt agreement detailed in Note 22(g). In accordance with the local policies in Qingdao, after considering the advice of the lawyer of the Company, these car parking spaces are right to use of the parking spaces. These right to use is transferable under the relevant law.

As at 31 December 2023, the Group assessed the net realisable value of these parking spaces and an impairment of RMB672,000 (2022: RMBNil) was recognised in other expense for written down inventories to net realisable value.

## 20. TRADE AND BILLS RECEIVABLES

	2023 RMB'000	2022 RMB'000
Trade receivables (Note (a))		
– Related parties	265,222	234,523
– Third parties	161,343	123,230
	<b>426,565</b>	357,753
Less: allowance for impairment of trade receivables (Note 37(a)(i)) (Note (b))	(200,212)	(162,245)
	<b>226,353</b>	195,508
Bills receivable (Note (c))	2,261	3,129
	<b>228,614</b>	198,637



## NOTES TO THE CONSOLIDATED FINANCIAL STATEMENTS

For the year ended 31 December 2023

## 20. TRADE AND BILLS RECEIVABLES (CONTINUED)

## Notes:

- (a) For trade receivables from property management services, the Group charges property management fees on a monthly or quarterly basis and the payment is generally due upon the issuance of demand notes. No credit period is granted (2022: Nil).

Receivables from value-added services and pre-delivery services are due for payments in accordance with the terms of the relevant services agreements with property developers, which is normally within 30 to 90 days (2022: 30 to 90 days) from the issue of demand note.

The amounts due from related parties are repayable on credit terms similar to those offered to other major customers of the Group.

- (b) An reversal of provision of trade receivables RMB1,017,000 is recognised in the profit or loss for the year. It is related to the 546 car parking spaces transferred from the Ultimate Holding Company to the Group under an offsetting debt agreement detailed in Note 22(g).
- (c) The balance represented certain bank acceptance bills totaling RMB2,261,000 (2022: RMB3,129,000). The directors of the Company considered that ECL for these bills is immaterial in view of no history of default and good repayment history of these customers.

Further details on the Group's credit policy for trade and bills receivables are set out in Note 37(a)(i).

An ageing analysis of the trade and bills receivables as at the end of the year, based on the date of recognition of revenue and net of impairment, is as follows:

	2023 RMB'000	2022 RMB'000
Within 1 year	124,409	91,721
1 to 2 years	40,032	87,848
2 to 3 years	57,374	14,811
3 to 4 years	6,799	4,257
<b>Total</b>	<b>228,614</b>	<b>198,637</b>



## NOTES TO THE CONSOLIDATED FINANCIAL STATEMENTS

For the year ended 31 December 2023

## 20. TRADE AND BILLS RECEIVABLES (CONTINUED)

The movements in provision for impairment of trade and bills receivables are as follows:

	2023		2022	
	Third parties RMB'000	Related parties RMB'000	Third parties RMB'000	Related parties RMB'000
At the beginning of year	44,314	117,931	15,657	4,107
Charge for the year (Note 7)	23,021	14,946	28,657	113,824
At the end of the year	67,335	132,877	44,314	117,931

## 21. CONTRACT ASSETS

	2023 RMB'000	2022 RMB'000
Pre-delivery and consulting services		
– Related parties	64,156	59,171
– Third parties	23,166	24,998
	87,322	84,169
Less: allowance for impairment of contract assets (Note 37(a)(i))	(40,797)	(38,618)
	46,525	45,551

Contract assets primarily relates to the Group's right to consideration for work completed but not yet billed at reporting date arising from pre-delivery and consulting services. Contract assets are transferred to receivables when the rights become unconditional.



## NOTES TO THE CONSOLIDATED FINANCIAL STATEMENTS

For the year ended 31 December 2023

## 21. CONTRACT ASSETS (CONTINUED)

Movement during the year is as disclosed below:

	2023 RMB'000	2022 RMB'000
At 1 January	45,551	62,105
Increase in contract assets as a result of recognising revenue during the year	74,631	34,302
Decrease in contract assets as a result of right to consideration become unconditional during the year	(73,657)	(50,856)
At 31 December	46,525	45,551

The movements in provision for impairment of contract assets are as follows:

	2023		2022	
	Third parties RMB'000	Related parties RMB'000	Third parties RMB'000	Related parties RMB'000
At the beginning of year	8,863	29,755	838	2,657
Charge for the year (Note 7)	(454)	2,633	8,025	27,098
At the end of the year	8,409	32,388	8,863	29,755

Further details on the Group's credit policy for contract assets are set out in Note 37(a)(i).

At the end of reporting period, substantially all the carrying amount of contract assets were expected to be realised within one year (2022: Same).





## NOTES TO THE CONSOLIDATED FINANCIAL STATEMENTS

For the year ended 31 December 2023

## 22. DEPOSITS, PREPAYMENTS AND OTHER RECEIVABLES/LOAN TO A RELATED PARTY/PAYMENTS TO RELATED PARTIES/PREPAYMENTS TO A RELATED PARTY

	2023 RMB'000	2022 RMB'000
<b>Non-current</b>		
Prepayments		
– Related parties (Notes (a) and 34(e))	89,073	89,073
Less: allowance for impairment of prepayments	(14,261)	–
	74,812	89,073
<b>Current</b>		
Payments		
– Related parties (Notes (b) and 34(e))	206,646	200,374
Less: allowance for impairment of payments (Note 37(a)(ii))	(104,322)	(82,929)
	102,324	117,445
Loan receivables (Note (g))	–	51,840
Less: allowance for impairment of loan receivables (Note 37(a)(ii))	–	(27,375)
	–	24,465





## NOTES TO THE CONSOLIDATED FINANCIAL STATEMENTS

For the year ended 31 December 2023

## 22. DEPOSITS, PREPAYMENTS AND OTHER RECEIVABLES/LOAN TO A RELATED PARTY/PAYMENTS TO RELATED PARTIES/PREPAYMENTS TO A RELATED PARTY (CONTINUED)

	2023 RMB'000	2022 RMB'000
Prepayments		
– Related parties (Notes (e) and Note 34(e))	593	868
– Third parties (Note (c))	11,751	11,654
	<b>12,344</b>	12,522
Deposit (Note (d))	22,758	15,970
Less: allowance for impairment of deposit (Note 37(a)(ii))	(4,180)	(3,083)
	<b>18,578</b>	12,887
Other receivables		
– Related parties (Note (e) and (g))	16,129	5,504
– Related parties – receivables related to Pledges (Note (f))	398,847	398,847
– Third parties (Note (e))	7,809	5,591
	<b>422,785</b>	409,942
Less: allowance for impairment of (Note 37(a)(ii))		
– other receivables on related parties	(4,881)	(4,697)
– receivables related to Pledges	(201,355)	(200,565)
– other receivables on third parties	(2,173)	(4,194)
	<b>214,376</b>	200,486
	<b>245,298</b>	225,895



## NOTES TO THE CONSOLIDATED FINANCIAL STATEMENTS

For the year ended 31 December 2023

### 22. DEPOSITS, PREPAYMENTS AND OTHER RECEIVABLES/LOAN TO A RELATED PARTY/PAYMENTS TO RELATED PARTIES/PREPAYMENTS TO A RELATED PARTY (CONTINUED)

Notes:

- (a) Balance represented the payment of entire consideration in advance in accordance with the sale and purchase contract entered into with the Ultimate Holding Company in 2018, for the purchase of 342 units of Xinyuan Mingcheng, the property development project is located in Henan Province.

During the year ended 31 December 2023, the construction of the properties had completed but the relevant certificate of handed over was provided to the Group subsequent to the year so that the balance is classified as prepayment as at 31 December 2023.

The directors of the Company considered that there was approximately RMB14,261,000 (Note 7) impairment provision provided as at 31 December 2023 as the recoverable amount of the prepayment (i.e. fair value less costs of disposal of properties) was assessed to be lower than its carrying amount (2022: Nil).

- (b) Balance of RMB195,419,000 (2022: RMB200,374,000) represented payments to certain subsidiaries of the Ultimate Holding Company for exclusive sales right of car parking spaces. In September 2020, the Group and Ultimate Holding Company entered into the Car Parking Space Exclusive Sales Cooperation Agreement (the “**Agreement**”) pursuant to which, Ultimate Holding Company agreed to designate the Group as the exclusive sales partner of a total 4,066 car parking spaces and the Group agreed to pay the refundable payments in cash of approximately RMB206,783,000, representing the total car parking spaces reserve price as the deposits for being such exclusive sales partner. The Agreement became effective upon the fulfillment of conditions and the approval by shareholders other than the controlling shareholder at an extraordinary general meeting in 2020.

The payments would be refunded to the Group by instalments in accordance with the agreed sales milestones of car parking spaces.

Instalments	Sales mile stone	Amounts to be refunded
First instalment	40% of total car parking spaces	40% of payments for exclusive sales right
Second instalment	70% of total car parking spaces	30% of payments for exclusive sales right
Third instalment	90% of total car parking spaces	30% of payments for exclusive sales right

On 23 December 2021, the Group and the Ultimate Holding Company entered into the supplemental agreement (the “**Supplemental Agreement**”), pursuant to which, both parties agreed to postpone the cooperation period to 31 December 2023. Such Supplemental Agreement became effective upon approval by shareholders other than the controlling shareholder at an extraordinary general meeting in 2022.

On 16 May 2022, the Group and the Ultimate Holding Company entered into the second supplemental agreement (the “**Supplemental Agreement II**”), pursuant to which, both parties agreed that, all the amount generated from the sales of designated car parking spaces will be received by the Group on behalf of subsidiaries of the Ultimate Holding Company and such amount will be directly applied as refund of the payments made until the payments are fully refunded. The Ultimate Holding Company will refund the above specified amount (after netting off the payment received on behalf by the Group so far) when the Group achieved the milestone and settle the remaining outstanding payments at the expiration of the Agreement. Such Supplemental Agreement II became effective upon approval by shareholders other than the controlling shareholder at an extraordinary general meeting in 2022.





## NOTES TO THE CONSOLIDATED FINANCIAL STATEMENTS

For the year ended 31 December 2023

## 22. DEPOSITS, PREPAYMENTS AND OTHER RECEIVABLES/LOAN TO A RELATED PARTY/PAYMENTS TO RELATED PARTIES/PREPAYMENTS TO A RELATED PARTY (CONTINUED)

Notes: (Continued)

(b) (Continued)

During the year ended 31 December 2023, the Group has conducted certain sales activities under the aforementioned agreements. However, up to 31 December 2023, the Group did not achieve the first sales milestones, and the sales of designated car parking spaces amounted to approximately RMB6,582,000 (2022: RMB12,991,000) during the year and an amount of RMB4,789,000 (2022: RMB5,087,000) has been offset against the payments pursuant to the Supplemental Agreement II. During the year ended 31 December 2023, the Group generated the corresponding Pre-delivery and consulting service fee income of approximately RMB1,793,000 (2022: RMB8,303,000), which were included in Pre-delivery and consulting service fee income.

Pursuant to the Agreement, if the Ultimate Holding Company fails to duly refund the payments, interest shall be payable to the Group at the 1-year loan prime rate announced by the People's Bank of China for the same period (from the date on which the Group actually pays the relevant payments up to the date on which the deposit is actually refunded by the Ultimate Holding Company).

The directors of the Company assess the ECL of the payments and approximately RMB98,655,000 was provided as at 31 December 2023 (2022: RMB82,929,000).

As at 31 December 2023, balance also includes another arrangement with a subsidiary of the Ultimate Holding Company of RMB11,227,000 (2022: Nil). On 22 July 2022, Zhengzhou Shengdao Real Estate Co., Ltd. ("**Zhengzhou Shengdao**", an indirect wholly-owned subsidiary of Ultimate Holding Company) entered into a previous agreement ("**Previous Agreement**"), pursuant to which an independent third party, which is engaging in providing property management, parking space management, and agency services etc., agreed to assist Zhengzhou Shengdao to sell a total of 862 car parking spaces for a period commencing from 22 July 2022 until the sales of all car parking spaces are completed.

On 22 September 2023, Zhengzhou Shengdao, the independent third party and the Group entered into a tripartite agreement, pursuant to which (i) Zhengzhou Shengdao and the independent third party agreed to terminate the Previous Agreement; (ii) Zhengzhou Shengdao agreed to pay the termination fee to the independent third party; and (iii) the Group agreed to cooperate with Zhengzhou Shengdao to sell the remaining 798 unsold car parking spaces ("**Designated Car Park Spaces**") and pay the termination fee of RMB9,416,000 to the independent third on behalf of Zhengzhou Shengdao.





## NOTES TO THE CONSOLIDATED FINANCIAL STATEMENTS

For the year ended 31 December 2023

### 22. DEPOSITS, PREPAYMENTS AND OTHER RECEIVABLES/LOAN TO A RELATED PARTY/PAYMENTS TO RELATED PARTIES/PREPAYMENTS TO A RELATED PARTY (CONTINUED)

Notes: (Continued)

(b) (Continued)

On 22 September 2023, the Group and Zhengzhou Shengdao entered into an agreement, pursuant to which Zhengzhou Shengdao agreed to designate the Group as the exclusive sales partner of a total of 798 Designated Car Parking Spaces for the a co-operation period commencing from 22 September 2023 up to 21 September 2028. Under the agreement, the Group will be responsible for carrying out the work, including the initial sales planning and promotion of the Designated Car Parking Spaces and the provision of required services to the buyers in the course of the sale and purchase of the Designated Car Parking Spaces, including and not limited to assisting the buyers in executing the relevant agreements and delivering the Designated Car Parking Spaces. Pursuant to the agreement, the Group shall pay Zhengzhou Shengdao a refundable earnest money of RMB11,227,000, which is the minimum total sum of the Designated Car Park Spaces, in instalments as the deposit. First and second installments of the earnest money are RMB9,417,000 and RMB1,810,000, respectively, being the termination fee under the tripartite agreement to the independent third party and the remaining amount of the earnest money to Zhengzhou Shengdao. The terminal fee RMB9,417,000 consists of the unsold 718 car parking spaces of RMB8,022,000, 80 car parking spaces originally agreed owned by itself of RMB894,174 and the termination compensation of RMB1,000,000 deducted by the deposits RMB500,000 which the independent third party not paid.

Pursuant to which, both parties agreed that, all the amount generated from the sales of Designated Car Parking Spaces will be received by the Group on behalf of Zhengzhou Shengdao and such amount will be directly applied as refund of the payments made until the payments are fully refunded. As at 31 December 2023, no car parking spaces were sold out successfully. The directors of the Company assess the ECL of the payments and approximately RMB5,667,000 was provided as at 31 December 2023.

Further details are disclosed in the announcement of the Company dated 22 September 2023 and 11 October 2023.

- (c) Balance mainly represented the prepaid utility expenses and prepaid construction service fee to certain subcontractors of approximately RMB 5,280,000 and RMB6,471,000 (2022: RMB5,998,000 and RMB5,656,000) respectively.
- (d) Balance mainly represented deposits paid for utilities, construction projects and bidding of property management service projects of approximately RMB6,658,000, RMB847,000 and RMB11,073,000 (2022: RMB3,672,000, RMB893,000 and RMB8,322,000) respectively.

The directors of the Company assess the impairment of the deposits paid (Note 37(a)(ii)) and approximately RMB1,097,000 (Note 7) was provided for the year ended 31 December 2023 (2022: RMB3,083,000).





## NOTES TO THE CONSOLIDATED FINANCIAL STATEMENTS

For the year ended 31 December 2023

## 22. DEPOSITS, PREPAYMENTS AND OTHER RECEIVABLES/LOAN TO A RELATED PARTY/PAYMENTS TO RELATED PARTIES/PREPAYMENTS TO A RELATED PARTY (CONTINUED)

Notes: (Continued)

- (e) Other receivables on related parties were non-trade in nature, unsecured, interest-free and repayable on demand.

All the current portion of deposits, prepayment and other receivables are expected to be recovered or recognised as expense within one year.

The directors of the Company assess the ECL of the other receivables from related party and approximately RMB184,000 (Note 7) was provided for the year ended 31 December 2023 (2022: RMB2,876,000).

The directors of the Company assess the ECL of the other receivables from third party and a reversal of provision of approximately RMB2,021,000 (Note 7) was made for the year ended 31 December 2023 (2022: loss of RMB 3,003,000).

Balance of RMB6,461,000 (2022: RMBNil) represented the receivables reallocated from the loan receivables detailed in Note (g).

- (f) Balance mainly represented the unauthorised pledged bank deposits (Note 2.1 – Recovering loss from the Incident Transaction I) for the bank borrowings obtained by the Borrowers and deducted by the bankers in relation to the failure of repayment by the Borrowers to the bankers. During the year ended 31 December 2022, the Ultimate Holding Company has confirmed that these balances were due from them and it will be responsible for settling the balances in cash.

The directors of the Company assess the ECL of the receivables related to unauthorised Pledges of approximately RMB790,000 (Note 7) was provided for the year ended 31 December 2023 (2022: RMB 200,565,000).

- (g) The loan receivable is guaranteed by the Ultimate Holding Company, bearing interest at 8% per annum and repayable on 16 August 2023.

Upon the maturity date on 16 August 2023, the subsidiary of Ultimate Holding Company, namely Henan Xinyuan was unable to repay the loan. On 31 October 2023, Henan Xinyuan entered into an offsetting debt agreement with the Group, pursuant to which the 611 parking spaces of C2 and R3 of Qingdao Lingshanwan Longxi located in Qingdao, the PRC and all the rights and interests of these parking spaces owned by Qingdao HuiJu Zhihui City Industry Development Co., Ltd. (“**Qingdao HuiJu**”), a subsidiary of Henan Xinyuan, were transferred to the Group as to offset the loan receivables. At the date of transfer, the total fair value of the parking amounted to approximately RMB60,733,400. The exceeding amount of RMB8,341,000 was used to offset other balances between the Group and some subsidiaries of the Ultimate Holding Company. Such fair value was estimated by Jones Lang LaSalle Corporate Appraisal and Consulting Limited, an independent professionally qualified valuers who hold recognised relevant professional qualifications and have recent experiences in the locations and segments of the properties valued.



## NOTES TO THE CONSOLIDATED FINANCIAL STATEMENTS

For the year ended 31 December 2023

## 22. DEPOSITS, PREPAYMENTS AND OTHER RECEIVABLES/LOAN TO A RELATED PARTY/PAYMENTS TO RELATED PARTIES/PREPAYMENTS TO A RELATED PARTY (CONTINUED)

Notes: (Continued)

(g) (Continued)

According to the legal opinion, the corresponding land, where the 65 parking spaces of C2 were situated, was pledged by Qingdao HuiJu for several loans. According to the offsetting debt agreement, if Henan Xinyuan cannot successfully transfer the parking spaces use right to the final customers in the future, Henan Xinyuan shall make the compensation, the compensation will be agreed by the Group and Henan Xinyuan separately. Then the management continued to recognise RMB6,461,000 of the loan as other receivables from related parties. The other 546 parking spaces of R3 had no risk of legality and enforceability based on the advice of external lawyer, and the directors planned to sale these parking spaces to individual customers in the future, then the management derecognised the loan receivables of RMB45,931,000 and balances from the subsidiaries of RMB8,341,000, representing the fair value of the parking spaces determined by the valuer, and recognise the parking spaces as inventories in Note 19. An reversal of provision of trade receivables RMB1,017,000 and loan to a related party RMB27,375,000 (Note 7) is recognised in the profit or loss for the year.

The directors of the Company assess the ECL and approximately a reversal of provision of RMB27,375,000 (Note 7) was provided for the year ended 31 December 2023 (2022: loss of RMB19,506,000).

The movements in provision for impairment of other receivables are as follows:

	2023		2022	
	Third parties RMB'000	Related parties RMB'000	Third parties RMB'000	Related parties RMB'000
At the beginning of the year	4,194	288,191	1,191	15,813
Charge for the year (Note 7)	(2,021)	22,367	3,003	272,378
At the end of the year	2,173	310,558	4,194	288,191



## NOTES TO THE CONSOLIDATED FINANCIAL STATEMENTS

For the year ended 31 December 2023

## 23. FINANCIAL ASSETS AT FVTPL

	2023 RMB'000	2022 RMB'000
Unlisted fund-linked note (Note (a))	–	30,992
Other unlisted investments (Note (b))	10,101	–
<b>Total</b>	<b>10,101</b>	<b>30,992</b>

## Notes:

- (a) During the year ended 31 December 2021, the Group purchased an unlisted fund-linked note with nominal amount of USD6,305,000 (equivalent to approximately RMB41,453,000) issued by a financial institution (the “Issuer”). The fund-linked note is linked to a segregated portfolio of Yue Xiu Investment Fund Series Segregated Portfolio Company, which is an unlisted third-party investment fund registered with Cayman Islands Monetary Authority. The segregated portfolio including but not limited to listed equity and debt securities, structured products and other private investment fund.

The directors of the Company consider the credit risk of the financial institution is minimal as it is a subsidiary of a state-owned corporation with its holding company listed in stock exchange of Shenzhen.

The fund-linked note is unconditionally redeemable within 1 year after the date of acquisition at the fair value at the date of redemption.

The fair value of the unlisted fund-linked note as at the end of the reporting period was estimated by the management of the Company by reference to the performance report provided by the fund manager.

In August 2023, the Group reassessed the prevailing economy environment and submitted a redemption notice to the Issuer in accordance with the relevant terms to subscription agreements. The Issuer advised that, due to the fair value of the underlying investment assets were dropped to zero, the redemption value of the fund-linked is considered as nil.

- (b) In May and September of 2023, the Group invested in other unlisted investments with total nominal amount of RMB10,000,000, which represent wealth management products issued by China Merchants Bank in the PRC, the segregated portfolio mainly includes fixed income assets including but not limited to state bonds and time deposits.

The other unlisted investments are unconditionally redeemable at any time after the date of acquisition over 7 days.

The fair value of the other unlisted investments as at the end of the reporting period was estimated by the management of the Company by reference to the performance report provided by the bank wealth manager.

During the year ended 31 December 2023, fair value loss on financial assets at FVTPL of approximately RMB30,891,000 (2022: RMB9,912,000) (Note 7) was recognised in the profit or loss as “Change in fair value of financial assets at FVTPL”.

Details of fair value estimation are set out in Note 36.



## NOTES TO THE CONSOLIDATED FINANCIAL STATEMENTS

For the year ended 31 December 2023

## 24. CASH AND BANK BALANCES

	2023 RMB'000	2022 RMB'000
Pledged deposits		
– Time deposits pledged as security for bank financings to the Borrowers (Note 2.1)		
– Matured within 3 months	–	135,050
Less: Pledged deposits deducted by banks (Note)	–	(135,046)
	–	4
Cash and bank balances	<b>258,957</b>	258,233
	<b>258,957</b>	258,237

Note: For the reasons mentioned in Note 2.1, the former directors of the Company provided deposit pledges in aggregate of RMB172,800,000, RMB94,530,000 and RMB135,050,000 to ZZ Bank WE, HX Bank NY and ZZ Bank WL (the “Bankers”) respectively, as security for bank financing offered to the Borrowers. The bank financing was fully utilised by the Borrowers. However, as they failed to repay the amounts due to the Bankers, the Bankers deducted the Group’s pledged term deposits of (i) RMB263,801,000 during the year ended 31 December 2022 and (ii) RMB135,046,000 during the year for the defaulted bank financing.

As at 31 December 2022 the term deposits are deposits at bank with a maturity of ranging from 3 to 12 months and carried interest at prevailing deposit rates ranging from 1.54% to 2.10% per annum.

As at 31 December 2023, except for RMB135,046,000 were enforced by the banks in January and February of 2023, no other time deposits placed.

Cash at banks earns interest at floating rates based on daily bank deposit rates. Short term time deposits are made for varying periods of between seven days and a year depending on the immediate cash requirements of the Group, and earn interest at the respective short term time deposit rates.

At 31 December 2023, time deposits and cash and cash equivalents of the Group which is denominated in Renminbi amounted to approximately RMB217,351,913 (2022: RMB144,119,000). The Renminbi is not freely convertible into other currencies, however, under Mainland China’s Foreign Exchange Control Regulations and Administration of Settlement, Sale and Payment of Foreign Exchange Regulations, the Group is permitted to exchange Renminbi for other currencies through banks authorised to conduct foreign exchange business. The remaining cash and cash equivalents denominated in Hong Kong dollars and United States dollars amounted to approximately RMB41,541,801 (2022: RMB109,193,000) and RMB63,027 (2022: RMB9,000) respectively.



## NOTES TO THE CONSOLIDATED FINANCIAL STATEMENTS

For the year ended 31 December 2023

## 25. TRADE PAYABLES

	2023 RMB'000	2022 RMB'000
Trade payables		
– Related parties (Note 34(e))	1,040	673
– Third parties	105,643	111,812
	<b>106,683</b>	112,485

As at 31 December 2023, the carrying amounts of trade payables approximated to their fair values (2022: Same).

The trade payables have a normal credit terms of 30 to 90 (2022: 30 to 90) days.

The ageing analysis of trade payables based on the invoice date was as follows:

	2023 RMB'000	2022 RMB'000
Within 1 year	84,692	48,462
1 to 2 years	10,745	62,245
2 to 3 years	10,657	885
Over 3 years	589	893
	<b>106,683</b>	112,485





## NOTES TO THE CONSOLIDATED FINANCIAL STATEMENTS

For the year ended 31 December 2023

## 26. OTHER PAYABLES AND ACCRUALS

	2023 RMB'000	2022 RMB'000
Other payables		
– Related parties (Note 34(e))	20,558	19,037
– Deposits and temporary receipts from property owners	118,225	108,321
– Others	30,062	44,889
	168,845	172,247
Payroll payables	42,772	38,300
Other taxes payable	2,753	2,258
	214,370	212,805

Deposits mainly represented miscellaneous deposits including the management deposit and property improvement deposits received from property owners for the respective service period. Temporary receipts represented the utility charges received from property owners on behalf of utility companies.

Other payables to related parties were unsecured, interest-free and repayable on demand.







## NOTES TO THE CONSOLIDATED FINANCIAL STATEMENTS

For the year ended 31 December 2023

## 27. CONTRACT LIABILITIES

	2023 RMB'000	2022 RMB'000
Contract liabilities		
– Property management services	71,210	76,944
– Value-added services	35,068	32,383
– Pre-delivery and consulting services	224	32
	<b>106,502</b>	109,359
<b>Attributable to:</b>		
– Related parties (Note 34(e))	–	90
– Third parties	106,502	109,269
	<b>106,502</b>	109,359

Contract liabilities mainly arise from the advance payments received from customers while the underlying services are yet to be provided. The balance mainly represented the short-term advances received from customers in relation to the provision of property management services at the end of the year. Movement of contract liabilities is as follows:

	2023 RMB'000	2022 RMB'000
At 1 January	109,359	138,815
Decrease in contract liabilities that were included in the balance at the beginning of the year as a result of recognising revenue	(109,359)	(138,815)
Increase in contract liabilities as a result of receiving sales deposits and instalments during the year	360,822	258,774
Decrease in contract liabilities as a result of recognising revenue during the year	(254,320)	(149,392)
Decrease through disposal of a subsidiary (Note 33)	–	(23)
At 31 December	<b>106,502</b>	109,359





## NOTES TO THE CONSOLIDATED FINANCIAL STATEMENTS

For the year ended 31 December 2023

## 28. DEFERRED TAX ASSETS/LIABILITIES

The movements in deferred income tax assets and liabilities during the year, without taking into consideration the offsetting of balances within the same tax jurisdiction, were as follows:

Deferred tax assets:

	<b>Allowance for impairment of financial assets and contract assets</b>
	RMB'000
At 1 January 2022	12,033
Recognised in profit or loss (Note 11)	9,921
At 31 December 2022 and 1 January 2023	<b>21,954</b>
Recognised in profit or loss (Note 11)	<b>5,136</b>
At 31 December 2023	<b>27,090</b>

The Group has not recognised deferred tax assets of approximately RMB29,438,000 (2022: RMB21,035,000) in respect of cumulative tax losses as it is not probable that future taxable profits against which the losses can be utilised will be available in the relevant tax jurisdiction and entity. The tax losses will expire within 5 years when such losses were incurred under current tax legislation.





## NOTES TO THE CONSOLIDATED FINANCIAL STATEMENTS

For the year ended 31 December 2023

## 28. DEFERRED TAX ASSETS/LIABILITIES (CONTINUED)

Deferred tax liabilities:

	PRC withholding taxes RMB'000	Differences on recognition of depreciation RMB'000	Total RMB'000
At 1 January 2022	9,249	857	10,106
Recognised in profit or loss (Note 11)	(1,954)	(605)	(2,559)
At 31 December 2022 and 1 January 2023	<b>7,295</b>	<b>252</b>	<b>7,547</b>
Recognised in profit or loss (Note 11)	<b>(2,482)</b>	<b>279</b>	<b>(2,203)</b>
At 31 December 2023	<b>4,813</b>	<b>531</b>	<b>5,344</b>

Deferred tax liabilities of RMB68,193,000 as at 31 December 2023 (2022: RMB63,993,000) have not been provided in respect of withholding tax that would be payable on the distribution of retained earnings of the certain Mainland China subsidiaries, which was determined based on the extent of retained earnings of these subsidiaries unlikely to be distributed of RMB681,927,000 as at 31 December 2023 (2022: RMB639,927,000). The directors of the Company consider the Company controls the dividend policy of the Mainland China subsidiaries and the directors of the Company determined that such retained earnings are to be distributed in the foreseeable future.

## 29. SHARE CAPITAL

The Company was incorporated in December 2018 and its share capital is as follows:

	2023 RMB'000	2022 RMB'000
Authorised:		
38,000,000,000 shares of a par value of HK\$0.00001 each	<b>380</b>	380





## NOTES TO THE CONSOLIDATED FINANCIAL STATEMENTS

For the year ended 31 December 2023

## 29. SHARE CAPITAL (CONTINUED)

A summary of movements in the Company's share capital is as follows:

	Number of shares in issue	Fully paid share capital RMB'000
At 1 January 2022, 31 December 2022, 1 January 2023, 31 December 2023	567,500,000	5

## 30. RESERVES

The amounts of the Group's reserves and the movements therein for the year are presented in the consolidated statements of changes in equity.

**Share premium**

Share premium account of the Group represents the excess of the proceeds received over the nominal value of the Company's shares issued.

**Other reserve**

Other reserve account of the Group comprises the merger reserve and capital reserve of approximately RMB72,732,000 and RMB230,057,000 (debit) (2022: RMB72,732,000, and RMB230,057,000 (debit)) respectively.

- Merger reserve represents the difference between the nominal value of the shares of the subsidiaries acquired and the nominal value of the shares issued by the Company as consideration thereof pursuant to the exchange of shares on group reorganisation.
- Capital reserve represents the difference between the fair value of the consideration paid and the carrying value of the subsidiaries acquired.

**PRC reserve fund**

Pursuant to the relevant rules and regulations in the PRC and the articles of association of certain PRC subsidiaries of the Group, the subsidiaries appropriate 10% of their profit after taxation to the statutory reserve fund, until the accumulated total of the fund reaches 50% of their respective registered capital.





## NOTES TO THE CONSOLIDATED FINANCIAL STATEMENTS

For the year ended 31 December 2023

## 31. SHARE AWARD SCHEME

The Company operates a restricted share award scheme (the “**Scheme**”) for the main purpose of reflecting the substance of the share incentive scheme adopted by Xinyuan Science encouraging and retains the grantees (the “**Grantees**”) to work with the Group. The Grantees of the Scheme include the Company’s directors, senior executives and employees. The Scheme was adopted by the board on 31 January 2019 (the “**Adoption Date**”) and shall remain valid and effective for a period of three years from the Adoption Date.

Pursuant to the Scheme, a total of ten directors and employees of the Group (each, the “**Grantee**”) were awarded a total of 56,250 restricted shares, representing 15% of the share capital of the Company at the date of grant, which were subsequently subdivided into 56,250,000 shares representing 11.25% of the enlarged issued share capital of the Company immediately following the completion of the Global Offering which may be allotted and issued upon the exercise of any options which may be granted under the Post-IPO Share Option Scheme.

All the said restricted shares were granted to the Grantees at the aggregate consideration of RMB8,400,000 on 21 March 2019. Such consideration was fully settled in cash upon the allotment and issue of restricted shares.

Details of share awarded under the Scheme are as follows:

	Share awarded on 21 March 2019
Number of restricted shares awarded:	
– Directors	16,875,000
– Senior executives	13,125,000
– Employees	7,500,000
– Ultimate Holding Company ( <i>Note</i> )	18,750,000
	56,250,000

*Note:* On 30 June 2019, Mr. Zhang Lizhou (one of the Grantees) resigned as an executive director. Pursuant to the Scheme, upon the resignation of Mr. Zhang Lizhou, his 5% share (i.e. 18,750,000 shares) was transferred to Ultimate Holding Company in consideration of the refund of RMB2,800,000 paid by Mr. Zhang Lizhou by entering into the arrangement agreement, these shares were vested immediately. Therefore, an award of 10% of the share capital of the Company was granted to the remaining directors, senior executives and employees at the aggregate consideration of RMB5,600,000.



## NOTES TO THE CONSOLIDATED FINANCIAL STATEMENTS

For the year ended 31 December 2023

## 31. SHARE AWARD SCHEME (CONTINUED)

Pursuant to the Scheme, the remaining restricted shares would be vested in three tranches of 2%, 18% and 80% of the restricted shares, on 1 January 2020, 1 January 2021 and 1 January 2022, respectively, in accordance with certain vesting conditions.

Each Grantee shall be subject to a service condition that he/she shall continuously serve or work for the Group for the period from the date of grant to 31 December 2021 (both dates inclusive). If the Grantee ceases to be a director or employee or other eligible person of the Group due to resignation or employment being terminated by the Group due to misconduct ("**Disqualification**"), the Grantee shall upon request of the Company (i) transfer or procure his/her nominee to transfer the legal and equitable ownership in all restricted shares which have been allotted and issued to him/her, free from all encumbrances, to the Company or its nominee; (ii) refund in full all the dividends received by him/her in respect of the forfeited shares as at the date of Disqualification; and the Company shall refund the (a) consideration paid by the Grantee per restricted share or (b) the closing market price per share on the date of Disqualification, whichever is the lower.

Awards vested and forfeited of the Company's shares during the year are as follows:

## For the year ended 31 December 2023

Category of Grantees	Date of grant	Balance as at 1 January 2023	Aggregated awards vested during the year	Aggregated awards forfeited during the year	Balance as at 31 December 2023
Others (Note)	21 March 2019	16,875,000	–	–	16,875,000
Senior executives	21 March 2019	13,125,000	–	–	13,125,000
Employees	21 March 2019	7,500,000	–	–	7,500,000
		37,500,000	–	–	37,500,000



## NOTES TO THE CONSOLIDATED FINANCIAL STATEMENTS

For the year ended 31 December 2023

## 31. SHARE AWARD SCHEME (CONTINUED)

For the year ended 31 December 2022

Category of Grantees	Date of grant	Balance as at 1 January 2022	Aggregated awards vested during the year	Aggregated awards forfeited during the year	Balance as at 31 December 2022
Directors (Note)	21 March 2019	3,375,000	13,500,000	–	16,875,000
Senior executives	21 March 2019	2,625,000	10,500,000	–	13,125,000
Employees	21 March 2019	1,500,000	6,000,000	–	7,500,000
		7,500,000	30,000,000	–	37,500,000

Note: Holders of these shares were resigned as directors of the Company on 15 February 2022 and 29 August 2022.

The fair value of Grantees' services received in return for restricted shares awarded of approximately RMB34,400,000 was measured by reference to the market price of Xinyuan Science at grant date of approximately RMB40,000,000 and netted off the consideration paid by the grantees of approximately RMB5,600,000. Such market price was determined by the directors of the Company with reference to the valuation performed by an independent valuer using the income approach technique known as the discounted cash flow method. Significant inputs into the valuation model were as follows:

	Share awarded on 21 March 2019
Growth rate	13.3%
Discount rate	18.0%
Discount for lack of marketability	20.0%

No other feature of the restricted shares was incorporated into the measurement of the fair value.

The variables and assumptions used in estimating the fair value of the share options were the directors' best estimates. Change in subjective input assumptions can materially affect the fair value.

No share-based payment expenses were recognised as all the restricted shares granted pursuant to the restricted share award scheme were vested in 2021.





## NOTES TO THE CONSOLIDATED FINANCIAL STATEMENTS

For the year ended 31 December 2023

### 32. GOODWILL

The amount of goodwill arising from business combination in prior years. The Group acquired 100% equity interest in Chongqing Heavy Truck Group Hongqi Property Co. Ltd. ("**Chongqing Hongqi**") from Chongqing General Machinery Industry Co., Ltd.. Chongqing Hongqi is engaged in provision of property management and related services to customers.

#### The recoverable amounts of the CGUs

The recoverable amount of Chongqing Hongqi as at 31 December 2023 has been determined to be approximately RMB14,587,000 (2022: RMB19,470,000) based on a value-in-use calculation (2022: value-in-use calculation). That value-in-use calculation use cash flow projections based on most recent financial budget approved by management covering a period of 5 years. Cash flow beyond the projection period are extrapolated using an estimated growth rate of 0.48% (2022: 3.8%). The pre-tax discount rate used to discount the forecasted cash flows was 12.39% (2022: 12.0%).

The key assumptions for the discounted cash flow method are those regarding the pre-tax discount rates, revenue growth rates, budgeted gross margin. The Group estimated pre-tax discount that reflect current market assessments of the time value of money and the risks specific to Chongqing Hongqi. The revenue growth rates are based on long-term average economic growth rate of the geographical area in which the businesses of Chongqing Hongqi operate and expectations on market development. Budgeted gross margin are based on historical average gross margins of Chongqing Hongqi.

Based on the assessment, the value-in-use of Chongqing Hongqi is greater than the total carrying amount and therefore the management has concluded that there is no impairment in respect of Group's goodwill during the year ended 31 December 2023 (2022: Same).

The management was of the opinion that a reasonably possible change in key assumptions for Chongqing Hongqi on which the management had based its determination of the recoverable amount would not cause an impairment loss.







## NOTES TO THE CONSOLIDATED FINANCIAL STATEMENTS

For the year ended 31 December 2023

## 33. DISPOSAL OF A SUBSIDIARY

During the year ended 31 December 2023, there is no disposal of subsidiary occurred.

During the year ended 31 December 2022, the Group entered into the sales and purchase agreement with an independent third party, to dispose of its 60% equity interests in an indirectly owned subsidiary which is principally engaged in the property management and related services in the PRC (the “**Disposal Subsidiary**”), at a consideration of approximately RMB965,000. The consideration was fully settled during the year.

The disposal was completed on 31 August 2022 (“**Disposal Date**”), and since then, the Group did not hold any equity interest in the Disposal Subsidiary and lost control over the Disposal Subsidiary and the results, assets and liabilities of the Disposal Subsidiary were ceased to be consolidated with those of the Group.

The net carrying amounts of assets/(liabilities) of the Disposal Subsidiary as at the Disposal Date were as follows:

	31 August 2022 RMB'000
Property, plant and equipment (Note 14)	10
Trade and other receivables, and prepayments	65
Cash and cash equivalent	2,231
Contract liabilities	(23)
Other payables	(568)
Tax payables	(11)
Net assets disposed of	1,704
Non-controlling interest at the Disposal Date	(681)
Loss on disposal of a subsidiary	(58)
Cash consideration	965
Change in cash and cash equivalents:	
Cash consideration	965
Less: net cash disposed of from the Disposal Subsidiary	(2,231)
Net cash outflows from disposal of a subsidiary	(1,266)





## NOTES TO THE CONSOLIDATED FINANCIAL STATEMENTS

For the year ended 31 December 2023

## 34. RELATED PARTY TRANSACTIONS

## (a) Name and relationship with a related party

The Ultimate Holding Company held approximately 52.86% (2022: 52.86%) equity interests in the Group as at 31 December 2023.

## (b) Material transactions with related parties

	2023 RMB'000	2022 RMB'000
Property management service fee income		
– Subsidiaries of the Ultimate Holding Company	3,847	12,241
– Associates of the Ultimate Holding Company	8,808	9,136
Value-added service fee income		
– Subsidiaries of the Ultimate Holding Company	5,286	5,881
– Associates of the Ultimate Holding Company	84	28
– Joint ventures of the Ultimate Holding Company	4	188
Pre-delivery and consulting service fee income		
– Subsidiaries of the Ultimate Holding Company	11,940	27,838
– Associates of the Ultimate Holding Company	175	1,911
– Joint ventures of the Ultimate Holding Company	1,378	3,615
Property engineering services		
– Subsidiaries of the Ultimate Holding Company	49,023	13,609
– Associates of the Ultimate Holding Company	–	1,891
– Joint ventures of the Ultimate Holding Company	807	4,426
Interest income		
– Subsidiary of the Ultimate Holding Company	2,332	3,623





## NOTES TO THE CONSOLIDATED FINANCIAL STATEMENTS

For the year ended 31 December 2023

## 34. RELATED PARTY TRANSACTIONS (CONTINUED)

## (b) Material transactions with related parties (Continued)

The related party transactions listed above also constitute continuing connected transactions as defined in Chapter 14A of the Listing Rules. The disclosures required by Chapter 14A of the Listing Rules are provided in section "Continuing Connected Transactions" of the Report of Directors.

The prices for the above service fees and other transactions were determined in accordance with the terms mutually agreed by the contract parties.

Saved as disclosed in elsewhere in the consolidated financial statements and the above, the Group's time deposits of approximately RMBNil (2022: RMB135,050,000) (Note 24) were pledged as security for the bank financings to one of the subsidiaries of Xinyuan Real Estate and its business partners.

(c) There are no material related party transfers during the year ended 31 December 2022 and 2023.

## (d) Key management compensation

Compensation for key management other than those for directors as disclosed in Note 9 is set out below:

	2023 RMB'000	2022 RMB'000
Salaries, allowances and benefits in kind	1,503	1,930
Pension scheme contributions	116	78
	<b>1,619</b>	<b>2,008</b>



## NOTES TO THE CONSOLIDATED FINANCIAL STATEMENTS

For the year ended 31 December 2023

## 34. RELATED PARTY TRANSACTIONS (CONTINUED)

## (e) Balances with related parties

	2023 RMB'000	2022 RMB'000
Receivables from related parties, net of impairment:		
Loans receivables		
– Subsidiary of the Ultimate Holding Company	–	24,465
Trade receivables		
– Subsidiaries of the Ultimate Holding Company	111,936	100,719
– Associates of the Ultimate Holding Company	16,513	11,216
– A joint venture of the Ultimate Holding Company	3,892	4,653
– A joint venture of the Group	4	4
Contract assets		
– Subsidiaries of the Ultimate Holding Company	28,882	25,120
– An associate of the Ultimate Holding Company	1,219	2,434
– Joint venture of the Ultimate Holding Company	1,667	1,770
– An associate of the Group	–	92
Other receivables (including payments to related parties)		
– payments to related parties	102,324	117,445
– Receivables related to Pledges	197,492	198,282
– Others	11,248	807
Prepayment (non-current)		
– A subsidiary of the Ultimate Holding Company	74,812	89,073
Prepayments (current)		
– Subsidiaries of the Ultimate Holding Company	593	868
Payables to related parties:		
Trade payables		
– Subsidiaries of the Ultimate Holding Company	1,040	673
Other payables		
– Subsidiaries of the Ultimate Holding Company (Note (a))	19,816	18,801
– An associate of the Group	742	236
Contract liabilities		
– Subsidiaries of the Ultimate Holding Company	–	90

Note:

- (a) The other payables to subsidiaries of the Ultimate Holding Company are unsecured, interest free, and repayable on demand.



## NOTES TO THE CONSOLIDATED FINANCIAL STATEMENTS

For the year ended 31 December 2023

## 35. FINANCIAL INSTRUMENTS BY CATEGORY

	2023 RMB'000	2022 RMB'000
<b>Financial assets at amortised cost:</b>		
Trade and bill receivables	228,614	198,637
Financial assets included in deposits, prepayments and other receivables	335,278	330,818
Loan to a related party	–	24,465
Cash and cash equivalents	258,957	258,237
	<b>822,849</b>	812,157
<b>Financial assets at FVTPL</b>	<b>10,101</b>	30,992
	<b>832,950</b>	843,149
<b>Financial liabilities at amortised cost:</b>		
Trade payables	106,683	112,485
Financial liabilities included in other payables and accruals	168,845	172,247
Lease liabilities	11,224	3,983
	<b>286,752</b>	288,715



## NOTES TO THE CONSOLIDATED FINANCIAL STATEMENTS

For the year ended 31 December 2023

## 36. FAIR VALUE AND FAIR VALUE HIERARCHY OF FINANCIAL INSTRUMENTS

Except for the below, the management has assessed that the fair values of time deposits, cash and cash equivalents, loan to related party, trade and receivables, contract assets, financial assets included in deposits and other receivables, trade payables and financial liabilities included in other payables and accruals approximate to their carrying amounts largely due to the short term maturities of these instruments.

**Fair value hierarchy**

The following table presents the carrying value of the Group's financial instruments measured at fair value across the three levels of the fair value hierarchy defined in IFRS 13 "Fair Value Measurement" with fair value of each financial instrument categorised in its entirety based on the lowest level of input that is significant to that fair value measurement.

- Level 1 valuations: Fair value measured using only Level 1 inputs i.e. unadjusted quoted prices in active markets for identical assets or liabilities at the measurement date
- Level 2 valuations: Fair value measured using Level 2 inputs i.e. observable inputs which fail to meet Level 1, and not using significant unobservable inputs. Unobservable inputs are inputs for which market data are not available
- Level 3 valuations: Fair value measured using significant unobservable inputs

	Level 1 RMB'000	Level 2 RMB'000	Level 3 RMB'000	Total RMB'000
<b>As at 31 December 2023</b>				
Other unlisted investments (Note 23)	–	–	10,101	10,101
<b>As at 31 December 2022</b>				
Unlisted fund-linked note (Note 23)	–	–	30,992	30,992

During the year, there were no transfers between Level 1 and Level 2, or transfers into or out of Level (2022: Nil). The Group's policy is to recognise transfers between levels of fair value hierarchy as at the end of the reporting period in which they occur.

The fair value of fund linked note and other unlisted investments all are determined by use adjusted net assets value approach. Under adjusted net assets value approach, total value of the fund was based on the sum of the value of underlying investment.



## NOTES TO THE CONSOLIDATED FINANCIAL STATEMENTS

For the year ended 31 December 2023

36. FAIR VALUE AND FAIR VALUE HIERARCHY OF FINANCIAL INSTRUMENTS  
(CONTINUED)

## Fair value hierarchy (Continued)

The movements during the years in the balance of level 3 fair value measurement is as follows:

	Unlisted fund- linked note RMB'000	Other unlisted investments RMB'000	Total RMB'000
At 1 January 2022	–	–	–
Purchase of the unlisted fund-linked note	40,904	–	40,904
Fair value loss – included in profit or loss	(9,912)	–	(9,912)
At 31 December 2022 and 1 January 2023	<b>30,992</b>	–	<b>30,992</b>
Purchase of other unlisted investments	–	<b>10,000</b>	<b>10,000</b>
Fair value (loss)/gain – included in profit or loss	<b>(30,992)</b>	<b>101</b>	<b>(30,891)</b>
31 December 2023	–	<b>10,101</b>	<b>10,101</b>





## NOTES TO THE CONSOLIDATED FINANCIAL STATEMENTS

For the year ended 31 December 2023

### 37. FINANCIAL RISK MANAGEMENT OBJECTIVES AND POLICIES

The Group's principal financial instruments comprise time deposits and cash and cash equivalents. The main purpose of these financial instruments are to raise finance for the Group's operations. The Group has various other financial assets and liabilities such as trade receivables, financial assets included in prepayments and other receivables, trade payables and financial liabilities included in other payables and accruals, which arise directly from its operations.

The main risks arising from the Group's financial instruments are credit risk and liquidity risk. The board of directors review and agree policies for managing each of these risks and they are summarised below.

#### (a) Credit risk

The credit risk of the Group mainly arises from cash and cash equivalents, pledged deposits, trade and bills receivables, contract assets, deposits and other receivables and payments to/loans to/amounts due from related parties. The Group does not hold any collateral or other credit enhancements to cover its credit risks associated with its financial assets.

The Group's maximum exposure to credit risk in the event of the counterparties failure to perform their obligations at the end of each reporting period in relation to each class of recognised financial assets is the carrying amount of those assets stated in the consolidated statement of financial position. The management has a credit policy in place and the exposures to these credit risks are monitored and controlled on an ongoing basis. It considers available reasonable and supportive forward-looking information.

The Group has three types of assets that are subject to the ECL model:

- Trade and bills receivables;
- Contract assets; and
- Other financial assets at amortised cost.







## NOTES TO THE CONSOLIDATED FINANCIAL STATEMENTS

For the year ended 31 December 2023

## 37. FINANCIAL RISK MANAGEMENT OBJECTIVES AND POLICIES (CONTINUED)

## (a) Credit risk (Continued)

## (i) Trade and bills receivables and contract assets

As part of the Group's credit risk management, the Group applies internal credit rating for its customers by reference to past default experience and current past due exposure of the debtor, and an analysis of the debtor's current financial position. The Group applies simplified approach to measure the ECL which uses a lifetime expected loss allowance for all trade and bills receivables and contract assets. The Group performs impairment assessment under ECL model on trade and bills receivables and contract assets individually or based on provision matrix.

Except for related parties and customers with significant balances or credit-impaired, which are assessed for impairment individually, the remaining trade and bills receivables and contract assets, representing larger number of small customers are grouped under a provision matrix based on shared credit risk characteristics by reference to the repayment history over past three years and the corresponding historical credit losses experienced within the period. The grouping is regularly reviewed by the management of the Group to ensure relevant information about specific debtors is updated. The historical loss rates were adjusted to reflect current and forward-looking information on macroeconomic factors affecting the ability of the customers to settle the receivables. The Group had considered that the PRC's gross domestic growth and unemployment rate are to be the most relevant factor, and accordingly, adjusted the historical loss rates based on expected changes of this factor.

Related parties and individual customers with significant balances are assessed individually for the credit risk and risk of default. The Group has used the financial information of counterparties to assess whether credit risk has been increased significantly since initial recognition. The ECLs are estimated based on assumptions about risk of defaults and expected loss rates. The Group uses judgement in making these assumptions and selecting the inputs to the impairment assessment, based on the Group's past history, existing market conditions as well as forward looking information at the end of each reporting period. In assessing forward-looking information, the Group consider factors macroeconomic factors, industry risks and changes in debtor's conditions.

The Group rebutted the presumption of default under ECL model for trade and bills receivables over 90 days past due based on the good repayment records for those customers with continuous partial settlement.



## NOTES TO THE CONSOLIDATED FINANCIAL STATEMENTS

For the year ended 31 December 2023

## 37. FINANCIAL RISK MANAGEMENT OBJECTIVES AND POLICIES (CONTINUED)

## (a) Credit risk (Continued)

## (i) Trade and bills receivables and contract assets (Continued)

The loss allowance provision for the trade receivables was determined as follows:

	Third parties						Related parties	Total
	Less than					Over	Less than	
	1 year	1 to 2 years	2 to 3 years	3 to 4 years	4 to 5 years	5 years	1 year	
	RMB'000	RMB'000	RMB'000	RMB'000	RMB'000	RMB'000	RMB'000	RMB'000
<b>At 31 December 2023</b>								
ECL rate	12.19%	36.57%	52.60%	67.62%	100%	100%	50.10%	
Gross carrying amount	68,164	12,065	41,574	20,994	9,307	9,239	265,222	426,565
ECL	8,312	4,412	21,869	14,196	9,307	9,239	132,877	200,212
<b>At 31 December 2022</b>								
ECL rate	8.78%	28.16%	39.93%	58.78%	100.00%	100.00%	50.28%	
Gross carrying amount	20,907	57,122	24,227	10,327	5,067	5,580	234,523	357,753
ECL	1,835	16,087	9,675	6,070	5,067	5,580	117,931	162,245

The directors of the Company considered the ECL for bills receivable as at 31 December 2023 are immaterial in view of no history of default and good repayment history of these customers (2022: Same).

Contract assets have substantially the same risk characteristics as the trade receivables. The Group has therefore concluded that the ECL rates and forward-looking information for trade receivables are a reasonable approximation of the loss rates for the contract assets, and the forward-looking information determined in above was also incorporated to estimate the loss allowance of contract assets.



## NOTES TO THE CONSOLIDATED FINANCIAL STATEMENTS

For the year ended 31 December 2023

## 37. FINANCIAL RISK MANAGEMENT OBJECTIVES AND POLICIES (CONTINUED)

## (a) Credit risk (Continued)

## (i) Trade and bills receivables and contract assets (Continued)

The loss allowance provision for the contract assets was determined as follows:

	ECL rate RMB'000	Gross carrying amount RMB'000	ECL RMB'000
<b>2023</b>			
Third parties	<b>36.30%</b>	<b>23,166</b>	<b>(8,409)</b>
Related parties	<b>50.48%</b>	<b>64,156</b>	<b>(32,388)</b>
		<b>87,322</b>	<b>(40,797)</b>
<b>2022</b>			
Third parties	35.45%	24,998	(8,863)
Related parties	50.28%	59,171	(29,755)
		84,169	(38,618)

Trade and bills receivables and contract assets are written off when there is no reasonable expectation of recovery. Indicators that there is no reasonable expectation of recovery include, amongst others, the failure of a debtor to engage in a repayment plan with the Group, and a failure to make contractual payments for a long period.

Impairment losses on trade and bills receivables and contract assets are presented as net impairment losses within operating profit. Subsequent recoveries of amounts previously impaired are credited against the same line item.

The movement of allowance for impairment of trade and bills receivables and contract assets are separately disclosed in Notes 20 and 21 to these consolidated financial statements.

Except for the balances with the related party group, concentrations of credit risk are managed by analysis by customer/counterparty. There are no significant concentrations of credit risk within the Group as the customer bases of the Group's trade receivables and contract assets are widely dispersed.





## NOTES TO THE CONSOLIDATED FINANCIAL STATEMENTS

For the year ended 31 December 2023

### 37. FINANCIAL RISK MANAGEMENT OBJECTIVES AND POLICIES (CONTINUED)

#### (a) Credit risk (Continued)

##### (ii) Other financial assets at amortised cost

For the deposits and other receivables other than balances with related parties, they are closely monitored for recoverability and collectability and the Group maintains close communications with the counterparties. The Group uses the past-due information of counterparties to assess whether credit risk has increased significantly since initial recognition. As at the reporting date, the balances are not past due, and based on historical experience, majority of these balances were settled shortly upon maturity, hence the associated credit risk is minimal. The management considered that the identified impairment loss under ECL model was immaterial.

Related parties are assessed individually for the credit risk and risk of default. The Group has used the financial information of counterparties to assess whether credit risk has been increased significantly since initial recognition. The ECLs are estimated based on assumptions about risk of defaults and ECL rates. The Group uses judgement in making these assumptions and selecting the inputs to the impairment assessment, based on the Group's past history, existing market conditions as well as forward looking information at the end of each reporting period. In assessing forward- looking information, the Group consider factors macroeconomic factors, industry risks and changes in debtor's conditions.

The Group expects that there is no significant credit risk associated with cash and cash equivalents and pledged deposits, since they are substantially deposited at state-owned banks and other medium or large-sized listed banks. The management does not expect that there will be any significant losses from non-performance by these counterparties.





## NOTES TO THE CONSOLIDATED FINANCIAL STATEMENTS

For the year ended 31 December 2023

## 37. FINANCIAL RISK MANAGEMENT OBJECTIVES AND POLICIES (CONTINUED)

## (a) Credit risk (Continued)

## (ii) Other financial assets at amortised cost (Continued)

The Group estimated ECL by applying a loss rate approach with reference to the historical loss record of Group. The loss rate is adjusted to reflect to the current conditions and forecasts of future economic conditions, as appropriate. Set out below is the information about the credit risk exposure on the Group's other receivables:

	Third parties RMB'000	Related parties RMB'000	Total RMB'000
<b>At 31 December 2023</b>			
ECL rate	<b>20.78%</b>	<b>49.96%</b>	
Gross carrying amount	<b>30,567</b>	<b>621,622</b>	<b>652,189</b>
ECL	<b>6,353</b>	<b>310,558</b>	<b>316,911</b>
<b>At 31 December 2022</b>			
ECL rate	33.75%	45.21%	
Gross carrying amount	21,561	604,725	626,286
ECL	7,277	288,191	295,468

In addition to other receivables, the Group provided a loan of gross amount of RMB48,000,000 to a subsidiary of the Ultimate Holding Company which is matured during the year (Note 22(g)).

The directors consider the loan receivables have substantially the same risk characteristics as the other receivables from related parties. The Group has therefore concluded that the ECL rates and forward-looking information for other receivables from related parties are a reasonable approximation of the loss rates for the loan receivables, and the forward-looking information determined in above was also incorporated to estimate the loss allowance of loan receivables.





## NOTES TO THE CONSOLIDATED FINANCIAL STATEMENTS

For the year ended 31 December 2023

### 37. FINANCIAL RISK MANAGEMENT OBJECTIVES AND POLICIES (CONTINUED)

(a) Credit risk (Continued)

(ii) Other financial assets at amortised cost (Continued)

Set out below is the information about the credit risk exposure on the Group's loan receivables:

	Related parties RMB'000
<b>At 31 December 2023</b>	
ECL rate	N/A
Gross carrying amount	N/A
ECL	N/A
<b>At 31 December 2022</b>	
ECL rate	57.03%
Gross carrying amount	51,840
ECL	27,375





## NOTES TO THE CONSOLIDATED FINANCIAL STATEMENTS

For the year ended 31 December 2023

## 37. FINANCIAL RISK MANAGEMENT OBJECTIVES AND POLICIES (CONTINUED)

## (a) Credit risk (Continued)

(iii) The Group's internal credit risk grading assessment comprises the following categories:

Internal credit rating	Description	Trade and bills receivables/ contract assets	Other financial assets
Performing	The counterparty has a low to moderate risk of default and does not have any past-due amounts	Lifetime ECL – not-credit impaired	12m ECL
Underperforming	There have been significant increases in credit risk since initial recognition through information developed internally or external resources	Lifetime ECL – not-credit impaired	Lifetime ECL – not-credit impaired
Non-performing	There is evidence indicating the asset is credit-impaired	Lifetime ECL – credit impaired	Lifetime ECL – credit impaired
Write-off	There is evidence indicating that the debtor is in severe financial difficulty and the Group has no realistic prospect of recovery	Amount is written off	Amount is written off



## NOTES TO THE CONSOLIDATED FINANCIAL STATEMENTS

For the year ended 31 December 2023

## 37. FINANCIAL RISK MANAGEMENT OBJECTIVES AND POLICIES (CONTINUED)

## (a) Credit risk (Continued)

(iv) The tables below detail the credit risk exposures of the Group's financial assets which are subject to ECL assessment:

	Notes	Internal credit rating	12-month or lifetime ECL	Gross carrying amount	
				2023 RMB'000	2022 RMB'000
Financial assets at amortised cost:					
Trade and bills receivables	20	Performing	Lifetime ECL (not credit-impaired)	<b>417,326</b>	352,173
		Non-performing	Lifetime ECL (credit-impaired)	<b>9,239</b>	5,580
Loans receivable	22	Non-performing	Lifetime ECL (credit-impaired)	-	51,840
Deposits and other receivables, excluding prepayments and goods and services tax receivables	22	Performing	12m ECL	<b>445,543</b>	425,912
		Non-performing	Lifetime ECL (not credit-impaired)	<b>206,646</b>	200,374
Pledged deposits	24	Non-performing	Lifetime ECL (credit-impaired)	-	135,046
Cash and cash equivalents	24	N/A	12m ECL	<b>258,957</b>	258,237
Other item:					
Contract assets	21	Non-performing	Lifetime ECL (credit-impaired)	<b>15,396</b>	15,396
		Non-performing	Lifetime ECL (not credit-impaired)	<b>71,926</b>	68,773





## NOTES TO THE CONSOLIDATED FINANCIAL STATEMENTS

For the year ended 31 December 2023

## 37. FINANCIAL RISK MANAGEMENT OBJECTIVES AND POLICIES (CONTINUED)

## (b) Liquidity risk

Liquidity risk is the risk that the Group will encounter difficulty in meeting financial obligation due to shortage of funds. The Group's exposure to liquidity risk arises primarily from mismatches of the maturities of financial assets and liabilities. The Group's objective is to maintain a balance between continuity of funding to finance its working capital needs as well as capital expenditure in respect of its development projects, and flexibility through the use of stand-by credit facilities.

The table below analyses the maturity profile of the Group's financial liabilities as at the end of the year, which is based on contractual undiscounted payments.

	2023 RMB'000	2022 RMB'000
Amounts were due on demand or within one year		
Trade payables	106,683	112,485
Financial liabilities included in other payables and accruals	168,845	172,247
Lease liabilities	14,649	4,229
	<b>290,177</b>	288,961

## (c) Capital management

The primary objectives of the Group's capital management are to safeguard the Group's ability to continue as a going concern and to maintain healthy capital ratios in order to support its business and maximise shareholders' value.

The capital structure of the Group consists of non-trade amounts due to related parties, net of cash and cash equivalents, and equity attributable to equity shareholders of the Company, comprising share capital, reserves and retained earnings.

The Group manages its capital structure and makes adjustments to it in light of changes in economic conditions and the risk characteristics of the underlying assets. To maintain or adjust the capital structure, the Group may adjust the dividend payment to shareholders, return capital to shareholders or issue new shares. The Group is not subject to any externally imposed capital requirements. No changes were made in the objectives, policies or processes for capital management during the year ended 31 December 2023.





## NOTES TO THE CONSOLIDATED FINANCIAL STATEMENTS

For the year ended 31 December 2023

### 37. FINANCIAL RISK MANAGEMENT OBJECTIVES AND POLICIES (CONTINUED)

(d) **Foreign currency risk**

The Group has no significant foreign currency risk as the operations and customers of the Group are located in the PRC with most of the operating assets and transactions denominated and settled in RMB. The sole foreign currency exposure of the Group arises from its investments in unlisted fund-linked note denominated in USD, and there was no foreign currency risk occurred from unlisted fund-linked note as it is redeemed during the year (Note 23). The management considers that the currency risk exposed to USD is minimal.

(e) **Fair value risk**

The Group is exposed to fair value risk through its investments in unlisted investment measured at FVTPL. At 31 December 2023, there was no exposure from unlisted fund-linked note as it is redeemed during the year while the fair value exposure of the other unlisted investments is considered minimal. As at 31 December 2022, the exposure from unlisted fund-linked note was approximately RMB10,101,000. A decrease of 10% on the performance result of the unlisted fund would have a negative impact of approximately RMB7,576,000 on the profit after tax (and retained profits) and other comprehensive income attributable to the Group. An increase of 10% in the performance result of the unlisted fund would have a positive impact the Group's performance in a similar amount.





## NOTES TO THE CONSOLIDATED FINANCIAL STATEMENTS

For the year ended 31 December 2023

## 38. EVENTS AFTER THE REPORTING PERIOD

**Offset agreement about the Car Parking Space Exclusive Sales Cooperation Agreement**

Pursuant to the Car Parking Space Exclusive Sales Cooperation Agreement (detailed in Note 22(b)) entered into by Ultimate Holding Company on 17 September 2020, the Group paid certain subsidiaries of Ultimate Holding Company a refundable payment of RMB206,783,000 as the deposit for being the exclusive sales partner in respect of the target car parking spaces and holding the exclusive sales right in respect of such target car parking spaces.

On 22 March 2024, the outstanding amount of the refundable payment by Ultimate Holding Company to the Company was approximately RMB197,552,000. For the purpose of settling the outstanding amount of refundable payment, on that date, the Company and Ultimate Holding Company entered into an agreement (the “**Offset Agreement**”) pursuant to which the parties agreed that all the cash sales proceeds of 2,181 car parking spaces (the “**Car Parking Spaces**”) owned by the Ultimate Holding Company and its subsidiaries (“**Xinyuan Real Estate Group**”) and currently managed by the Group or held by the Group for sale on behalf of Xinyuan Real Estate Group, if sold, will be retained by the Group and applied to settle an equivalent amount of the outstanding refundable payment. For the avoidance of doubt, the Group will not acquire ownership of the Car Parking Spaces under the Offset Agreement. If the sales proceeds are insufficient to settle the entire amount of the outstanding refundable payment, the shortfall will be payable by the Ultimate Holding Company to the Company in cash within ten working days after completion of sales of all Car Parking Spaces. If the sales proceeds exceed the amount of the outstanding refundable payment, the amount in excess will be retained by the Company.

The market value of the Car Parking Spaces as at 31 December 2023 was appraised to be RMB197,600,000, pursuant to the valuation report prepared by Jones Lang LaSalle Corporate Appraisal and Advisory Limited, an independent qualified valuer by making reference to comparable sales transactions in the market.





## NOTES TO THE CONSOLIDATED FINANCIAL STATEMENTS

For the year ended 31 December 2023

### 38. EVENTS AFTER THE REPORTING PERIOD (CONTINUED)

#### Acquisition of operating rights of six clubhouses

Reference is made to the Company's announcement dated 3 January 2024.

In satisfaction of the outstanding amount under a final and legally binding arbitral award issued by the Hong Kong International Arbitration Centre, on 3 January 2024, Xinyuan Science and Technology Service Group Co., Ltd. ("**Xinyuan Science and Technology**"), an indirect wholly-owned subsidiary of the Company) as transferee and Henan Xinyuan Real Estate Co., Ltd. ("**Henan Xinyuan**", an indirect wholly-owned subsidiary of the Ultimate Holding Company) as transferor entered into an agreement, pursuant to which Henan Xinyuan agreed to transfer the operating rights (representing the exclusive rights to operate and receive income derived from six clubhouses of six residential projects in Zhengzhou City, Henan Province, the PRC, developed and owned by Henan Xinyuan) to Xinyuan Science and Technology for a term of 30 years.

Based on the valuation conducted by an independent valuer, 河南興源資產評估事務所有限責任公司 (Henan Xingyuan Asset Appraisal Firm Co., Ltd.\*) as at 30 November 2023 using the income approach, the value of the operating rights was determined to be RMB43,881,100.

### 39. CASH FLOWS INFORMATION

#### (a) Major non-cash transaction

As disclosed in Note 2.1, during the year ended 31 December 2022, the losses arising from the Pledges including but not limited to the pledged deposits deducted by the bankers (Note 24) were compensated by the transfer of non-cash assets from Xinyuan (China), the balances would be reclassified as other receivables with related parties (Note 22(f)).

During the year ended 31 December 2023, the Group did not have material non-cash transactions.



\* For identification purposes only



## NOTES TO THE CONSOLIDATED FINANCIAL STATEMENTS

For the year ended 31 December 2023

## 39. CASH FLOWS INFORMATION (CONTINUED)

## (b) Reconciliation of liabilities from financing activities

The table below details changes in the Group's liabilities from financing activities, including both cash and non-cash changes. Liabilities arising from financing activities are liabilities for which cash flows were, or future cash flows will be, classified in the Group's consolidated statement of cash flows as cash flows from financing activities:

	<b>Lease liabilities</b> (Note 15(b)) RMB'000	<b>Total</b> RMB'000
<b>At 1 January 2022</b>	2,085	2,085
<b>Changes from financing cash flows:</b>		
Payment of principal portion of lease liabilities	(1,743)	(1,743)
<b>Other changes:</b>		
Interest on lease liabilities	112	112
New lease contract entered	3,529	3,529
Total other changes	3,641	3,641
<b>At 31 December 2022 and 1 January 2023</b>	<b>3,983</b>	<b>3,983</b>
<b>Changes from financing cash flows:</b>		
Payment of principal portion of lease liabilities	(3,119)	(3,119)
<b>Other changes:</b>		
Interest on lease liabilities	258	258
New lease contract entered	10,102	10,102
Total other changes	9,729	9,729
<b>At 31 December 2023</b>	<b>11,224</b>	<b>11,224</b>



## NOTES TO THE CONSOLIDATED FINANCIAL STATEMENTS

For the year ended 31 December 2023

## 40. STATEMENT OF FINANCIAL POSITION OF THE COMPANY

Information about the statement of financial position of the Company at the end of the reporting period is as follows:

	Notes	2023 RMB'000	2022 RMB'000
<b>NON-CURRENT ASSETS</b>			
Investments in subsidiaries	(a)	6,880	6,880
Amounts due from subsidiaries		410,039	413,427
Total non-current assets		416,919	420,307
<b>CURRENT ASSET</b>			
Cash and cash equivalents		9,035	4,853
Total current asset		9,035	4,853
<b>CURRENT LIABILITY</b>			
Amounts due to subsidiaries		35,784	25,397
Total current liability		35,784	25,397
<b>NET CURRENT LIABILITIES</b>			
		(26,749)	(20,544)
<b>TOTAL ASSETS LESS CURRENT LIABILITIES AND NET ASSETS</b>			
		390,170	399,763
<b>EQUITY</b>			
Share capital	29	5	5
Reserves	(b)	390,165	399,758
Total equity		390,170	399,763

The financial statements were approved by the board of directors on 28 March 2024 and were signed on its behalf:

SHEN Yuan-Ching  
Director

Wang Yong  
Director



## NOTES TO THE CONSOLIDATED FINANCIAL STATEMENTS

For the year ended 31 December 2023

## 40. STATEMENT OF FINANCIAL POSITION OF THE COMPANY (CONTINUED)

## (a) Investments in subsidiaries

As at 31 December 2023, the Company had direct and indirect interests in its subsidiaries, all of which are private limited liability companies, the particulars of which are set out below:

Name	Place and date of incorporation/ place of operation	Registered and issued capital	Percentage of equity attributable to the Company				Principal activities
			Direct		Indirect		
			2023	2022	2023	2022	
Xinyuan Property Management Service (BVI) Ltd.	British Virgin Islands, 2 January 2019	–	100%	100%	–	–	Investment holding
Xinyuan Property Management Service (HK) Limited ("Xinyuan HK")	Hong Kong, 8 January 2019	HK\$1	–	–	100%	100%	Investment holding
Xinyuan Science and Technology Service Group Co., Ltd. (鑫苑科技服務集團有限公司) ("Xinyuan Science")	The PRC, 28 December 1998	RMB50,000,000	–	–	100%	100%	Property management and related services
Beijing Xinxiang Huicheng Property Services Co., Ltd. (北京鑫享匯成物業服務有限公司)	The PRC, 18 October 2013	RMB10,000,000	–	–	100%	100%	Property decoration services
Henan Chengzhilang Property Services Co., Ltd. (河南誠至行物業服務有限公司)	The PRC, 15 December 2017	RMB5,000,000	–	–	100%	100%	Property management and related services
Henan Xinyuan Property Services Co., Ltd. (河南鑫苑物業服務有限公司)	The PRC, 1 December 2016	RMB10,000,000	–	–	100%	100%	Property management and related services
Henan Xinyuan Real Estate Marketing Co., Ltd. (河南鑫苑房地產營銷策劃有限公司)	The PRC, 30 July 2015	RMB1,000,000	–	–	100%	100%	Real estate marketing
Jiangsu Xinyuan Property Service Co., Ltd. (江蘇鑫苑物業服務有限公司)	The PRC, 30 May 2022	RMB10,000,000	–	–	100%	–	Property management and related services
Henan Xinxiansheng Trading Co., Ltd. (河南鑫鮮生商貿有限公司)	The PRC, 20 May 2022	RMB1,000,000	–	–	100%	–	Trading



## NOTES TO THE CONSOLIDATED FINANCIAL STATEMENTS

For the year ended 31 December 2023

## 40. STATEMENT OF FINANCIAL POSITION OF THE COMPANY (CONTINUED)

## (a) Investments in subsidiaries (Continued)

Name	Place and date of incorporation/ place of operation	Registered and issued capital	Percentage of equity attributable to the Company				Principal activities
			Direct		Indirect		
			2023	2022	2023	2022	
Henan Yueshenghang Property Services Co., Ltd. (河南悅晟行物業服務有限公司)	The PRC, 15 April 2016	RMB5,000,000	-	-	100%	100%	Property management and related services
Puyang Zhongfang Xinyuan Property Services Co., Ltd. (濮陽中房鑫苑物業服務有限公司)	The PRC, 29 November 2017	RMB5,000,000	-	-	65%	65%	Property management and related services
Yancheng Xinyuan Huafang Property Management Co., Ltd. (鹽城鑫苑華芳物業服務有限公司)	The PRC, 12 June 2017	RMB2,680,000	-	-	100%	100%	Property management and related services
Henan Gechen Culture Media Co., Ltd. (河南格宸文化傳媒有限公司)	The PRC, 14 March 2019	RMB10,000,000	-	-	100%	100%	Event planning and execution
Xinyang Xinzhiheng Property Services Co., Ltd. (新陽市鑫之晟物業服務有限公司)	The PRC, 9 April 2019	RMB10,000,000	-	-	100%	100%	Property management and related services
Henan Yingsheng M&E Engineering Co., Ltd. (河南省盈晟機電工程有限公司)	The PRC, 10 April 2019	RMB20,000,000	-	-	51%	51%	Intelligence engineering
Neihuang Shirui Property Management Co., Ltd. (內黃縣實瑞物業服務有限公司)	The PRC, 19 September 2014	RMB500,000	-	-	100%	100%	Property management and related services
Zhengzhou Xunjian Intelligent Engineering Co., Ltd. (鄭州市迅簡智能工程化有限公司)	The PRC, 18 July 2022	RMB5,000,000	-	-	100%	100%	Intelligence engineering
Jiangsu Shengyuan Intelligent Engineering Co., Ltd. (江蘇晟遠智能工程化有限公司)	The PRC, 5 July 2022	RMB10,000,000	-	-	100%	100%	Intelligence engineering
Henan Xinjiasheng Elevator Engineering Co., Ltd. (河南鑫嘉晟電梯工程化有限公司)	The PRC, 22 October 2019	RMB10,000,000	-	-	100%	100%	Elevator installation, repair and maintenance services





## NOTES TO THE CONSOLIDATED FINANCIAL STATEMENTS

For the year ended 31 December 2023

## 40. STATEMENT OF FINANCIAL POSITION OF THE COMPANY (CONTINUED)

## (a) Investments in subsidiaries (Continued)

Name	Place and date of incorporation/ place of operation	Registered and issued capital	Percentage of equity attributable to the Company				Principal activities
			Direct		Indirect		
			2023	2022	2023	2022	
Huaian Kangyang Property Services Co., Ltd. (淮安康陽物業服務有限公司)	The PRC, 4 December 2013	RMB200,000	-	-	70%	70%	Property management and related services
Henan Jingya Landscape Engineering Company Co., Ltd. (河南璟雅園林工程有限公司)	The PRC, 14 March 2019	RMB10,000,000	-	-	100%	100%	Landscape engineering and related services
Henan Xinzhiyang Electronic Technology Co., Ltd. (河南鑫智享電子科技有限公司)	The PRC, 20 May 2019	RMB5,000,000	-	-	100%	100%	Network technical service
Hefei Xinyuan Property Services Co., Ltd. (合肥鑫苑物業服務有限公司)	The PRC, 1 June 2019	RMB1,000,000	-	-	100%	100%	Property management and related services
Henan Xinyi Better Life Co., Ltd. (河南鑫怡美好生活服務有限公司)	The PRC, 8 August 2020	RMB5,000,000	-	-	100%	100%	Housekeeping services
Henan Shengjia Apartment Management Co., Ltd. (河南晟家公寓管理有限公司)	The PRC, 25 August 2020	RMB10,000,000	-	-	100%	100%	Property management and related services
Guangzhou Yuesheng Lianxing Business Service Co. Ltd. (廣州悅晟聯行商務服務有限公司)	The PRC, 10 September 2020	RMB10,000,000	-	-	100%	100%	Business services
Jinan Shengyuan Intelligent Engineering Co., Ltd. (濟南晟遠智能化工程有限公司)	The PRC, 1 August 2023	RMB5,000,000	-	-	100%	100%	Intelligent engineering
Zhengzhou Xinzhimeng Property Service Co., Ltd. (鄭州市鑫之夢物業服務有限公司)	The PRC, 8 July 2023	RMB5,000,000	-	-	100%	100%	Property management and related services
Henan Xinyuan Xin City Property Service Co., Ltd. (河南鑫苑鑫都市物業服務有限公司)	The PRC, 13 October 2020	RMB5,000,000	-	-	51	51	Property management and related services



## NOTES TO THE CONSOLIDATED FINANCIAL STATEMENTS

For the year ended 31 December 2023

## 40. STATEMENT OF FINANCIAL POSITION OF THE COMPANY (CONTINUED)

## (a) Investments in subsidiaries (Continued)

Name	Place and date of incorporation/ place of operation	Registered and issued capital	Percentage of equity attributable to the Company				Principal activities
			Direct		Indirect		
			2023	2022	2023	2022	
Chongqing Heavy Truck Group Hongqi Property Co. Ltd. (重慶重慶汽車集團鴻企物業 有限責任公司)	The PRC, 16 October 2008	RMB5,350,000	-	-	100%	100%	Property management and related services
Beijing Jue Real Estate Agency Co., Ltd. (北京聚合房地產經紀有限公司)	The PRC, 2 August 2017	RMB10,000,000	-	-	70%	70%	Real Estate Agency
Henan Rongyao Catering Service Co. Ltd. (河南融肴餐飲服務有限公司)	The PRC, 23 September 2021	RMB1,000,000	-	-	51%	51%	Dormant
Zhengzhou Shengxin Landscaping Construction Co. Ltd. (鄭州晟欣園林綠化工程有限公司)	The PRC, 10 November 2021	RMB10,000,000	-	-	51%	51%	Dormant
Lu'an Xinyuan Property Service Co., Ltd. (六安鑫苑物業服務有限公司)	The PRC, 19 October 2022	RMB3,000,000	-	-	100%	100%	Property management and related services
Xinda Property Management (Beijing) Technology Co., Ltd. 鑫達物管(北京)科技有限公司	The PRC, 20 January 2023	RMB50,000,000	-	-	100%	-	Property management and related services
Henan Beimateng Trading Co., Ltd. 河南貝馬騰商貿有限公司	The PRC, 10 November 2023	RMB5,000,000	-	-	100%	-	Trade services

\* Newly set up subsidiaries during the year.

**Note:** During the year ended 31 December 2022, the Group entered into the sales and purchase agreement with an independent third party, to dispose of its 60% equity interests in an indirectly owned subsidiary which is principally engaged in the property management and related services in the PRC. For detailed information, please refer to Note 33.

The English names of all subsidiaries established in the PRC are translated for identification purposes only.



## NOTES TO THE CONSOLIDATED FINANCIAL STATEMENTS

For the year ended 31 December 2023

## 40. STATEMENT OF FINANCIAL POSITION OF THE COMPANY (CONTINUED)

## (b) Reserves

A summary of the Company's reserves is as follows:

	Share premium RMB'000	Other reserve RMB'000	Accumulated loss RMB'000	Total RMB'000
At 1 January 2022	594,403	34,400	(158,236)	470,567
Loss and total comprehensive loss for the year	–	–	(4,042)	(4,042)
Vesting of awarded shares	34,400	(34,400)	–	–
Dividends (Note 12)	–	–	(66,767)	(66,767)
At 31 December 2022 and 1 January 2023	<b>628,803</b>	–	<b>(229,045)</b>	<b>399,758</b>
Loss and total comprehensive loss for the year	–	–	(9,593)	(9,593)
At 31 December 2023	<b>628,803</b>	–	<b>(238,638)</b>	<b>390,165</b>

## 41. APPROVAL OF THE FINANCIAL STATEMENTS

These financial statements were approved and authorised for issue by the board of directors on 28 March 2024.



## FINANCIAL SUMMARY

Below are the Group's financial information extracted from the Company's published consolidated financial statements:

### GROUP OPERATING RESULT

	2023 RMB'000	Year ended 31 December			
		2022 RMB'000	2021 RMB'000	2020 RMB'000	2019 RMB'000
REVENUE	<b>749,606</b>	686,498	770,176	653,702	533,954
Gross profit	<b>241,274</b>	229,320	266,157	257,672	201,789
PROFIT ATTRIBUTABLE TO OWNERS OF THE PARENT	<b>28,126</b>	(334,265)	122,570	131,152	81,319

### GROUP ASSETS, LIABILITIES AND EQUITY

	2023 RMB'000	As at 31 December			
		2022 RMB'000	2021 RMB'000	2020 RMB'000	2019 RMB'000
Non-current assets	<b>130,014</b>	130,481	350,983	116,234	106,792
Current assets	<b>945,419</b>	901,222	1,141,792	1,134,473	797,534
Total assets	<b>1,075,433</b>	1,031,703	1,492,775	1,250,707	904,326
Current liabilities	<b>520,750</b>	508,728	567,085	442,563	338,041
Net current assets	<b>424,669</b>	392,494	574,707	691,910	459,493
Total assets less current liabilities	<b>554,683</b>	522,975	925,690	808,144	566,285
Non-current liabilities	<b>12,957</b>	9,662	10,798	10,257	3,198
Net assets	<b>541,726</b>	513,313	914,892	797,887	563,087
Capital and reserves					
Share capital	<b>5</b>	5	5	5	4
Reserves	<b>538,627</b>	510,501	911,533	796,028	561,932
Non-controlling interests	<b>538,632</b> <b>3,094</b>	510,506 2,807	911,538 3,354	796,033 1,854	561,936 1,151
Total equity	<b>541,726</b>	513,313	914,892	797,887	563,087