



SUN HING VISION GROUP HOLDINGS LIMITED

# ANNUAL REPORT

2023 / 24





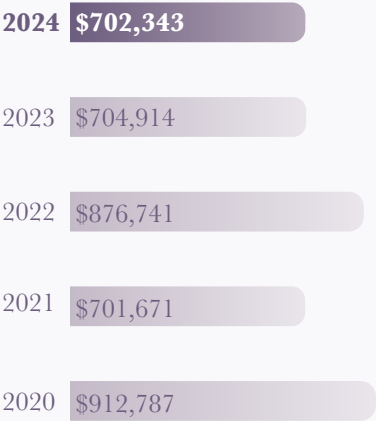
# CONTENTS

2	Financial Highlights
3	Letter to Shareholders
7	Directors and Senior Management
9	Corporate Governance Report
19	Directors' Report
30	Independent Auditor's Report
37	Audited Financial Statements and Notes
119	Financial Summary
120	Corporate Information

# FINANCIAL HIGHLIGHTS

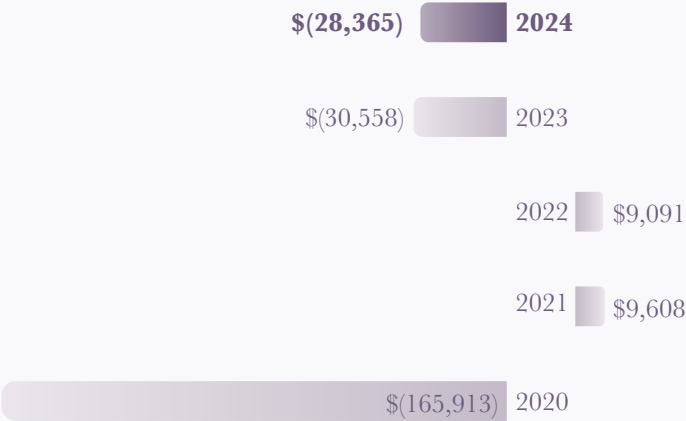
## Revenue

(HK\$'000) for year ended 31 March




## Profit (Loss) Attributable to Owners of the Company

(HK\$'000) for year ended 31 March




## Revenue by Geographical Area

for year ended 31 March 2024



## Revenue by Business Division

for year ended 31 March 2024





# LETTER TO SHAREHOLDERS

The board of directors (the “Board”) of Sun Hing Vision Group Holdings Limited (the “Company”) hereby announces the audited consolidated results of the Company and its subsidiaries (together, the “Group”) for the year ended 31 March 2024.

## MANAGEMENT DISCUSSION AND ANALYSIS

### BUSINESS REVIEW

For the year ended 31 March 2024, the Group’s consolidated turnover remained stable at around HK\$702 million (2023: HK\$705 million). During the year under review, our Group’s original design manufacturing (“ODM”) business was adversely affected by the dampened market demand for consumer products in the European and American markets due to rising inflationary pressure and reduction of consumers’ purchasing power in these regions. However, these negative impacts on the Group’s consolidated turnover were partially alleviated by the growth of our ODM business in the Asian region, and the significant rebound of our branded eyewear distribution business during the year. The Group’s gross profit margin decreased to 10.67% (2023: 15.49%), which was mainly due to the effect of the lower selling prices caused by keen competition in the industry during the year under review. Nevertheless, loss for

the year attributable to the owners of the Company slightly improved to HK\$28 million (2023: HK\$31 million), because there was no impairment loss for identified long-lived assets recognized for the year (2023: HK\$25 million). Basic loss per share also slightly improved to HK10.79 cents (2023: HK11.63 cents) for the year.

### THE ODM BUSINESS

The Group’s turnover from its ODM business decreased by 6.53% to HK\$515 million (2023: HK\$551 million), which accounted for 73.36% of the Group’s total consolidated turnover. The drop in revenue was mainly due to the weakened consumer confidence and buying power in Europe and the United States as a result of the stubbornly high inflation rate and interest rates, as well as the geopolitical armed conflicts during the year. Customers in the regions became very cautious when making order placement decisions to the Group. Accordingly, the Group’s ODM turnover to Europe and the United States decreased by 17.45% to HK\$265 million (2023: HK\$321 million) and by 8.38% to HK\$175 million (2023: HK\$191 million) respectively. On the other hand, our ODM sales to the Asian market demonstrated significant growth and increased by 94.74% to HK\$74 million (2023: HK\$38 million) as a result of our marketing efforts during the

year. Europe, the United States and Asia are the top three markets of the Group’s ODM business, and they accounted for 51.46%, 33.98% and 14.37% (2023: 58.26%, 34.66% and 6.90%) of the Group’s total ODM turnover respectively. In terms of product mix, plastic frames, metal frames and others contributed 63%, 36% and 1% (2023: 64%, 35% and 1%) of the Group’s ODM turnover respectively.

### THE BRANDED EYEWEAR DISTRIBUTION BUSINESS

The Group’s turnover from its branded eyewear distribution business grew by 22.52% to HK\$185 million (2023: HK\$151 million), which accounted for 26.35% of the Group’s total consolidated turnover. During the year under review, our branded eyewear distribution business benefited from the continuous economic rebound of a number of Asian countries, in particular Mainland China, as a result of the easing of social and travel restrictions since late 2022 or early 2023 in these countries. In addition, the sales of our new product line under the reputable brand name of Fila during the period also contributed positively to the sales growth. Asia continued to be the most important market of the Group’s branded eyewear distribution business, and it accounted for 98.38% (2023: 98.01%) of the Group’s total distribution turnover.

## LETTER TO SHAREHOLDERS (CONTINUED)

### OTHER BUSINESSES

For the year ended 31 March 2024, the Group's other businesses represented licensing income of HK\$2 million from an external party in connection with the trademark of Jill Stuart (2023: licensing income of HK\$2 million and turnover from branded contact lens business of HK\$1 million).

### LIQUIDITY AND CAPITAL RESOURCES

The Group continued to maintain a strong liquidity and financial position. As at 31 March 2024, the Group held bank balances and cash of HK\$275 million. On the other hand, it also had outstanding bank borrowings of approximately HK\$36 million, which is repayable by installments over a period of 20 years with a repayable on demand clause. The debt-to-equity ratio (expressed as a percentage of bank borrowings over equity attributable to owners of the Company) as at 31 March 2024 was 5.39%, which is considered to be healthy and reasonable in light of the Group's business nature. The bank borrowing of the Group was secured by certain leasehold land and buildings situated in Hong Kong.

As at 31 March 2024, the net current assets and current ratio of the Group were approximately HK\$342 million and 2.55:1 respectively. The total equity attributable to owners of the Company decreased to HK\$670 million as at 31 March 2024 from HK\$722 million as at 31 March 2023. The Group's debtor turnover period improved to 81 days

(2023: 86 days) while inventory turnover period increased to 62 days (2023: 56 days) during the year under review. The Group believes that its receivables and inventories were managed at a healthy level and will continue to closely monitor the debt collection status and inventory level in order to reduce risk and maximize working capital. The Directors are confident that the financial position of the Group will remain strong, and the Group has sufficient liquidity and financial resources to meet its present commitments and future business needs.

### DIVIDENDS

After considering the Group's profitability, liquidity, cash position and future business plans, the Directors resolved to recommend at the forthcoming annual general meeting a final special dividend of HK1.5 cents per share and no final dividend for the year ended 31 March 2024 (2023: final special dividend: HK1.5 cents; final dividend: nil) to the shareholders whose names appear in the register of members of the Company at the close of business on Wednesday, 28 August 2024. The final special dividend is expected to be paid on or about Wednesday, 11 September 2024. The Directors will continue to monitor the dividend policy closely to ensure that an optimal balance can be achieved between the retention of sufficient liquidity in the Group to prepare for the future development ahead and the distribution of earnings to the shareholders respectively.

### CLOSURE OF REGISTER OF MEMBERS

The register of members of the Company will be closed from Monday, 12 August 2024 to Friday, 16 August 2024 (both days inclusive) and from Friday, 23 August 2024 to Wednesday, 28 August 2024 (both days inclusive), during which period no transfer of shares will be effected. In order to be eligible to attend and vote at the forthcoming annual general meeting of the Company, all transfers of shares accompanied by the relevant share certificates must be lodged with the Company's share registrar in Hong Kong, Union Registrars Limited, Suites 3301-04, 33/F., Two Chinachem Exchange Square, 338 King's Road, North Point, Hong Kong ("Hong Kong Share Registrar") not later than 4:00 p.m. on Friday, 9 August 2024. In order to qualify for the proposed final special dividend, all transfers of shares accompanied by the relevant share certificates must be lodged with the Hong Kong Share Registrar not later than 4:00 p.m. on Thursday, 22 August 2024.



## LETTER TO SHAREHOLDERS (CONTINUED)

### FOREIGN EXCHANGE EXPOSURE

Most of the Group's transactions were conducted in United States dollars, Hong Kong dollars and Renminbi. In addition, the majority of the Group's assets were also kept in these currencies. Other than the potential exposure to the fluctuation of Renminbi, the Group's exposure to currency fluctuation was relatively limited. The Group closely monitors the foreign exchange exposure and uses foreign exchange forward contracts and/or other appropriate tools to control the exposure in connection with Renminbi.

### HUMAN RESOURCES

The Group had a workforce of around 3,200 people as at 31 March 2024. The Group remunerates its employees based on their performance, years of service, work experience and the prevailing market situation. Bonuses and other incentive payments are granted on a discretionary basis based on individual performance, years of service and overall operating results of the Group. Other employee benefits include medical insurance scheme, mandatory provident fund scheme or other retirement benefit scheme, subsidized or free training programs and participation in the Company's share option scheme.

### CHARGES ON GROUP'S ASSETS AND CONTINGENT LIABILITIES

Details of the charges on the Group's assets are set out in Note 27 to the consolidated financial statements. As at 31 March 2024, there were no significant contingent liabilities other than those disclosed in the consolidated financial statements.

### CAPITAL COMMITMENTS

Details of the Group's capital commitments are set out in Note 33 to the consolidated financial statements.

### PURCHASE, SALE OR REDEMPTION OF THE COMPANY'S LISTED SECURITIES

During the year under review, neither the Company nor any of its subsidiaries has purchased, sold or redeemed any of the Company's listed securities.

### PROSPECTS

Given the present complicated geopolitical and macroeconomic environment, it is reasonable to expect that the tough business environment will continue for a longer period. High inflation and the interest rates are expected to stay longer, and the ongoing geopolitical military conflicts such as the Russia-Ukraine war and the Israel-Palestine conflict are also expected to last for a longer time. The above factors will continue to adversely affect consumers in different regions and in turn affect the future businesses of the Group. Market demand for eyewear products in the near future is therefore expected to be highly volatile, and input prices as well as operating costs for the Group are expected to remain at elevated levels for a period of time.

## LETTER TO SHAREHOLDERS (CONTINUED)

In response to the tough and uncertain business environment in the coming few quarters, the Group will continue to carry out various measures for overall efficiency enhancement. Improving production efficiency, strengthening budget control, streamlining organizational structures and optimizing suppliers' network and logistic flows are still the main focuses of the Group in the near term. Furthermore, the Group will continue its strategy of outsourcing non-core operating processes to business partners and focusing on critical operations that are crucial in generating values. Investments in fixed assets will continue to be managed in a prudent manner, and the Group will keep investing in carefully selected assets that are strategically important for future growth. Our new production lines in Vietnam started production officially during the year under review, which can further strengthen the stability and diversity of our product supply. In addition, marketing efforts will be further strengthened to acquire new projects from existing customers and open up new accounts.

The Group will continue to explore new sales channels and distribution partners for its branded eyewear distribution business. The Group's brand portfolio is being constantly reviewed and we will take advantage of any opportunity to enrich our portfolio with new brands carrying strong potential. Our new eyewear product line under the reputable brand name of Fila, which was first introduced in China during the year under review, has so far achieved satisfactory result in terms of both revenue and appreciation from customers. Besides, in response to the rapidly changing consumers' behaviors and preferences, the Group will further enrich its product scope by introducing collections at more flexible price ranges, incorporate more design and tailor-made elements in our products and distribute them in more and also different sales channels.

Although the future business environment is still expected to be full of challenges, with our strength in product development, brand management and manufacturing in the eyewear industry as well as our strong financial status, we are confident that the Group will overcome the difficulties ahead, and will continue to create long-term values for our various stakeholders as well as deliver the objective to achieve sustainable growth in the long run.

### APPRECIATION

On behalf of the Board, we would like to thank our customers for their support during the year. We would also like to express our sincere appreciation to our shareholders, staff, suppliers and bankers for their efforts and commitments.

**Ku Ngai Yung, Otis**    **Ku Ka Yung**  
*Chairman*                      *Deputy Chairman*

Hong Kong, 27 June 2024



# DIRECTORS AND SENIOR MANAGEMENT

## EXECUTIVE DIRECTORS

Mr. Ku Ngai Yung, Otis, aged 57, is the chairman and managing Director of the Group. He is also a director of certain Group members. Mr. Ku holds a bachelor of arts degree majoring in administrative and commercial studies from the University of Western Ontario, Canada. He joined the Group in June 1988. He is responsible for the Group's overall corporate policy making, strategic planning and business development. He is the brother of Mr. Ku Ka Yung.

Mr. Ku Ka Yung, aged 51, is the deputy chairman and chief financial officer of the Group. He is also a director of certain group members. Mr. Ku is responsible for the Group's accounting and financial management. He holds a bachelor of commerce degree from the University of Toronto, Canada and a master of business administration degree from McGill University, Montreal, Canada. He is a certified public accountant in the US and joined the Group in August 1996. He has also been an independent non-executive director of Shenzhen Forms Synttron Information Co., Ltd. since February 2024, which is a company listed on the Shenzhen Stock Exchange. He is the brother of Mr. Ku Ngai Yung, Otis.

Mr. Chan Chi Sun, aged 58, is the executive Director responsible for the general administration of the Group. He also holds directorships and other positions of other Group members. Mr. Chan holds a bachelor degree from the University of Western Ontario, Canada. He joined the Group in June 1994. He is responsible for the overall administration of the Group and has extensive experience in information technology.

Ms. Ma Sau Ching, aged 62, is the executive Director responsible for the marketing development of the Group. She also holds position of other Group member. Ms. Ma holds a master of business administration degree in strategic marketing from the University of Hull, United Kingdom, and a diploma in management studies from the Hong Kong Polytechnic University. She joined the Group in December 1997.

Mr. Liu Tao, aged 52, is the executive Director responsible for the production of the Group. He also holds position of other Group member. Mr. Liu has extensive experience in eyewear manufacturing and quality control. He holds bachelor's degree in mechanical and electronic engineering from the Huazhong University of Science and Technology. He joined the Group in June 2000.

## DIRECTORS AND SENIOR MANAGEMENT (CONTINUED)

### INDEPENDENT NON-EXECUTIVE DIRECTORS

Mr. Lee Kwong Yiu, aged 61, has over twenty years of experience in Hong Kong law as a qualified solicitor. He was the principal of Philip K. Y. Lee & Co. Solicitors up to 30 September 2020 and is now a consultant solicitor to Y.S. Lau & Partners. He is also an Associate Member of the Chartered Institute of Arbitrators, a China-Appointed Attesting Officer since 20 April 2006 and a lawyer of People's Republic of China (Guangdong-Hong Kong-Macao Greater Bay Area) since 12 October 2022. Mr. Lee has been appointed as an independent non-executive Director since 1 May 2001.

Mr. Wong Che Man, Eddy, aged 64, has over thirty years of experience in the auditing and accounting profession. He is the sole proprietor of Eddy Wong & Co., Certified Public Accountants, and is also a fellow member of the Hong Kong Institute of Certified Public Accountants and the Association of Chartered Certified Accountants. Mr. Wong has been appointed as an independent non-executive Director since 21 September 2004. He is currently a non-executive director of Macau Legend Development Limited, an independent non-executive director of China All Access (Holdings) Limited (In Liquidation), and an independent non-executive director of PF Group Holdings Limited until 11 October 2021. Macau Legend Development Limited and PF Group Holdings Limited are listed on The Stock Exchange of Hong Kong Limited ("Stock Exchange"), China All Access (Holdings) Limited (In Liquidation) was listed on the Stock Exchange until 13 January 2023 and delisted on 16 January 2023.

Mr. Chow Chi Fai, aged 53, has been appointed as an independent non-executive Director since 1 March 2021. He holds a bachelor's degree in Accountancy from the University of South Australia and is a certified public accountant in Hong Kong. Mr Chow is currently an independent non-executive director of Wah Wo Holdings Group Limited and was an independent non-executive director of Silver Base Group Holdings Limited (In Liquidation) until 30 June 2023. Wah Wo Holdings Group Limited is listed on the Stock Exchange, Silver Base Group Holdings Limited (In Liquidation) was listed on the Stock Exchange until 1 December 2023 and delisted on 4 December 2023. He is also the chief financial controller and company secretary of Elife Holdings Limited, a company listed on the Stock Exchange.



# CORPORATE GOVERNANCE REPORT

The Company is committed to maintain a high standard of corporate governance with a view to enhancing the management of the Company as well as to preserve the interests of the shareholders as a whole. The Board has adopted the principles and code provisions under the Corporate Governance Code (the “CG Code”) set out in Appendix C1 to the Rules Governing the Listing of Securities on The Stock Exchange of Hong Kong Limited (the “Listing Rules”). During the year ended 31 March 2024, the Company has complied with all applicable code provisions in the CG Code which were effective during the period between 1 April 2023 and 31 March 2024, except for the deviation from Code C.2.1 of the CG Code as described below in the “Chairman and Chief Executive Officer” section.

## DIRECTORS’ SECURITIES TRANSACTIONS

The Company has adopted the Model Code for Securities Transactions by Directors of Listed Issuers as set out in Appendix C3 to the Listing Rules (the “Model Code”) as its own code of conduct regarding directors’ securities transactions on terms no less exacting than the required standard under the Model Code. Having made enquiries to of all Directors, the Directors confirmed that they had complied with the required standard set out in the Model Code throughout the year ended 31 March 2024.

## BOARD OF DIRECTORS

During the period between 1 April 2023 to 31 March 2024, the Board comprised five executive Directors, namely Mr. Ku Ngai Yung, Otis (Chairman), Mr. Ku Ka Yung (Deputy Chairman), Mr. Chan Chi Sun, Ms. Ma Sau Ching and Mr. Liu Tao and three independent non-executive Directors (representing at least one-third of the Board), namely Mr. Lee Kwong Yiu, Mr. Wong Che Man, Eddy and Mr. Chow Chi Fai.

Two of the independent non-executive Directors, namely Mr. Wong Che Man, Eddy and Mr. Chow Chi Fai, possess appropriate professional accounting qualifications and financial management expertise. All of the independent non-executive Directors have signed their respective confirmation letters to the Company confirming their independence as set out in rule 3.13 of the Listing Rules.

Biographical details of the Directors are set out in the section of Directors and Senior Management on pages 7 to 8. The Board possesses a balanced mix of skills and expertise which supports the continuing development of the Company.

The Board conducted four Board meetings, all of such meetings were regular Board meetings in compliance with Code C.5.1 of the CG Code, for the year ended 31 March 2024. The attendance of each relevant Director is set out as follows:

Directors	Attendance Record
Mr. Ku Ngai Yung, Otis ( <i>Chairman</i> )	4/4
Mr. Ku Ka Yung ( <i>Deputy Chairman</i> )	4/4
Mr. Chan Chi Sun	4/4
Ms. Ma Sau Ching	4/4
Mr. Liu Tao	4/4
Mr. Lee Kwong Yiu	4/4
Mr. Wong Che Man, Eddy	4/4
Mr. Chow Chi Fai	4/4

## CORPORATE GOVERNANCE REPORT (CONTINUED)

The Board is charged with responsibility of setting corporate policy and overall strategy for the Group and providing effective oversight of the management of the Group's business affairs. The Board also monitors the financial performance and the internal controls of the Group's business operation and reviews the Company's compliance with applicable laws and regulation. The implementation of strategy, management of daily operations and administration of the Group's affairs are delegated to the management team.

The Board is also responsible for performing the corporate governance function of the Company in accordance with written terms of reference that are consistent with the duties as set out in Code A.2.1 of the CG Code. During the year ended 31 March 2024, the Board has performed the duties and reviewed the corporate governance report and monitored the Company's compliance with the CG Code. The Board has also reviewed the Company's policies and practice on corporate governance.

The Company recognises that the independence of the Board is a key element of good corporate governance. In order to ensure that independent views and input are available to the Board, the Company has established mechanisms, which are reviewed by the Board on an annual basis, including but not limited to entitling the Directors and committees members to seek independent professional advice on matters relating to the Company where appropriate at the Company's expense; conducting annual meeting between the Chairman and the independent non-executive Directors without the presence of other Directors; and creating open communication channels between the Company and the Directors. The Board reviews the implementation and effectiveness of the above mechanisms on an annual basis.

Mr. Ku Ngai Yung, Otis is the brother of Mr. Ku Ka Yung.

### **CHAIRMAN AND CHIEF EXECUTIVE OFFICER**

Code C.2.1 of the CG Code provides, inter alia, that the roles of chairman and chief executive should be separate and should not be performed by the same individual. The division of responsibilities between the chairman and chief executive should be clearly established and set out in writing.

The Company does not officially have a position of Chief Executive Officer. However, Mr. Ku Ngai Yung, Otis has been assuming the roles of both the Chairman and Chief Executive Officer of the Company. In this regard, the Company has deviated from Code C.2.1 of the CG Code. The Board intends to maintain this structure in the future as it believes that it would provide the Group with strong and consistent leadership and allow the Group's business operations, planning and decision making as well as execution of long term business strategies to be carried out more effectively and efficiently. Nonetheless, the Board would review and monitor the situation on a regular basis and would ensure that the present structure would not impair the balance of power in the Company. Besides, significant decisions of the Company are required to be made in consultation with and collectively by the members of the Board and/or the appropriate committees and senior management team to ensure that a balanced view is maintained during the decision making process.

During the year ended 31 March 2024, the Chairman held a meeting with all the independent non-executive Directors without the presence of other Directors.



## CORPORATE GOVERNANCE REPORT (CONTINUED)

### APPOINTMENT AND RE-ELECTION OF DIRECTORS

According to Bye-law 84(1) of the Bye-laws of the Company (the “Bye-laws”), at each annual general meeting of the Company, one-third of the Directors for the time being (or if their number is not a multiple of three, the number nearest to but not less than one-third) shall retire from office by rotation no later than the third annual general meeting after he was last elected or re-elected. Also, according to Bye-law 87 of the Bye-laws, a Director appointed to an office as managing director, joint managing director or deputy managing director shall also be subject to rotation, resignation and removal as the other directors of the Company. In addition, Bye-law 83(2) of the Bye-laws provides that any Director appointed by the Board to fill a casual vacancy on the Board or, subject to authorisation by the members in general meeting, as an addition to the existing Board shall hold office only until the next following annual general meeting of the Company.

During the reporting period, Mr. Ku Ngai Yung, Otis and Mr. Liu Tao, both executive Directors, and Mr. Lee Kwong Yiu, an independent non-executive Director, were re-elected as Directors at the 2023 annual general meeting for a term of no more than three years and subject to retirement by rotation in accordance with the Bye-laws. Despite the fact that Mr. Lee has served the Company for more than nine years, the Board believes that he is considered as independent and continues to be independent because he has the required elements, character, integrity and experience to continue fulfilling the role of an independent non-executive Director by taking into account the factors set out in Rule 3.13 of the Listing Rules. Notwithstanding that Mr. Lee has served on the Board for more than nine years, the Nomination Committee and the Board are of the view that this would not affect the exercise of his independent judgement as he has been providing objective views and independent opinions to the Company over the years. In addition, the Company has received from Mr. Lee a confirmation of independence pursuant to Rule 3.13 of the Listing Rules. Taking into consideration of Mr. Lee independent scope of work and valuable contributions given to the Company in the past years, the Board considers Mr. Lee can provide independent, balanced and objective views to the Company’s affairs and continue to independently fulfill his role as an independent non-executive Director. Accordingly, the Board and the Nomination Committee recommended him for re-election as independent non-executive Director, and a separate resolution was proposed for his re-election and he was re-elected as an independent non-executive Director in the 2023 annual general meeting.

Mr. Ku Ka Yung and Ms. Ma Sau Ching, both executive Directors, and Mr. Chow Chi Fai, an independent non-executive Director, will retire at the forthcoming 2024 annual general meeting and will offer themselves for re-election. Their proposed term of office shall not be more than three years and is subject to retirement by rotation in accordance with the Bye-laws.

### CONTINUING PROFESSIONAL DEVELOPMENT OF DIRECTORS

Under Code C.1.4 of the CG Code, all Directors should participate in continuous professional development to develop and refresh their knowledge and skills. This is to ensure that their contribution to the Board remains informed and relevant. The Company should be responsible for arranging and funding, placing an appropriate emphasis on the roles, functions and duties of the Directors. During the year ended 31 March 2024, all Directors attended a seminar about various duties and obligations under the Listing Rules organized by the Company and conducted by the Company’s legal advisor, Messrs. King & Wood Mallesons. All Directors were also provided by the Company with materials designed for refreshing knowledge on Listing Rules and other relevant laws and regulations. Besides, Mr. Lee Kwong Yiu, Mr. Wong Che Man, Eddy and Mr. Chow Chi Fai participated in courses, seminars and other continuous professional development programs required for their professional practices. Details of the professional qualifications of each Director are set out in the section of Directors and Senior Management on pages 7 to 8.

# CORPORATE GOVERNANCE REPORT (CONTINUED)

## COMPANY SECRETARY

Mr. Kam Wing Kwok was appointed as company secretary of the Company on 23 August 2021. He is a full time employee of the Group and possesses the professional qualifications as required under rule 3.28 of the Listing Rules. Mr. Kam confirmed that he had undertaken not less than 15 hours of relevant professional training during the year ended 31 March 2024 in accordance with rule 3.29 of the Listing Rules.

## AUDIT COMMITTEE

An audit committee (the “Audit Committee”) has been established by the Company with written terms of reference to act in an advisory capacity and to make recommendations to the Board. The members of the Audit Committee comprised Mr. Chow Chi Fai (Chairman), Mr. Lee Kwong Yiu and Mr. Wong Che Man, Eddy, all of whom are independent non-executive Directors. Mr. Chow Chi Fai and Mr. Wong Che Man, Eddy are both qualified certified public accountants and possess the qualifications as required under rule 3.10(2) of the Listing Rules. None of the members of the Audit Committee is a member of the former or existing auditors of the Group. The Audit Committee has adopted the principles set out in the CG Code. The duties of the Audit Committee include review of the interim and annual reports of the Group, effectiveness of internal audit function as well as various auditing, financial reporting, risk management and internal control matters with the management and/or external auditor of the Company.

For the year ended 31 March 2024, the Audit Committee held three meetings. Attendance of each audit committee member is set out as follows:

Audit Committee Members	Attendance Record
Mr. Chow Chi Fai ( <i>Chairman</i> )	3/3
Mr. Lee Kwong Yiu	3/3
Mr. Wong Che Man, Eddy	3/3

For the year ended 31 March 2024, the Audit Committee has performed the above duties, including making recommendations to the Board regarding risk management and internal control matters, and reviewing the interim and annual reports of the Group. The Group’s consolidated financial statements for the year ended 31 March 2024 have been reviewed by the Audit Committee and audited by the Company’s external auditor, SHINEWING (HK) CPA Limited.

## AUDITOR’S REMUNERATION

For the year under review, the remuneration paid or payable to the Company’s auditor, SHINEWING (HK) CPA Limited is set out as follows:

Type of Services	Fees paid/payable
Audit services	HKD840,000
Non-audit services	
Interim results review	HKD160,000
Tax compliance and advisory services	HKD170,000

# CORPORATE GOVERNANCE REPORT (CONTINUED)

## REMUNERATION COMMITTEE

A remuneration committee (the “Remuneration Committee”) was established by the Company with written terms of reference and comprised Mr. Lee Kwong Yiu (Chairman), Mr. Wong Che Man, Eddy and Mr. Chow Chi Fai, all of whom are independent non-executive Directors, as well as the human resources manager of the Group. The duties of the Remuneration Committee include, inter alia, making recommendations to the Board on the Company’s policy and structure for all Directors and senior management remuneration and on the establishment of a formal and transparent procedure for developing remuneration policy, and making recommendations to the Board on the remuneration packages of individual executive Directors and senior management.

Remuneration Committee Members	Attendance Record
Mr. Lee Kwong Yiu ( <i>Chairman</i> )	1/1
Mr. Wong Che Man, Eddy	1/1
Mr. Chow Chi Fai	1/1

For the year ended 31 March 2024, the Remuneration Committee has reviewed and made recommendations to the Board on the remuneration packages of individual Directors and senior management and the overall remuneration policy of the Group and assessed performance of the Directors.

From 2023 onwards, the Remuneration Committee will also review the share scheme of the Company on an annual basis. During the year ended 31 March 2024, there was no material matter relating to the share scheme that was reviewed and/or recommended to the Board by the Remuneration Committee.

## NOMINATION COMMITTEE

A nomination committee (the “Nomination Committee”) was established by the Company with written terms of reference. The Nomination Committee comprised Mr. Wong Che Man, Eddy (Chairman), Mr. Lee Kwong Yiu and Mr. Chow Chi Fai, all of whom are independent non-executive Directors, as well as the human resources manager of the Group. The duties of the Nomination Committee include, inter alia, the review of the structure, size and composition of the Board and making recommendations on any proposed changes to the Board to complement the Company’s corporate strategy. Moreover, in performing the duties, the Nomination Committee shall ensure that the Board has the appropriate balance of skills, experience and diversity of perspective appropriate to the requirements of the Company’s business and that the Company makes relevant disclosure in accordance with the requirements of the Listing Rules.

The Company has adopted the policy related to nomination of the Directors. When a candidate is recommended and selected or when an existing Director is recommended and selected for re-election, decision will be made according to factors including such candidate’s integrity, professional knowledge, industry experience and commitment to the Group’s business in respect of time and attention. In addition, the Nomination Committee will also consider the long-term objective of the Group and the requirements as set out in rule 3.13 of the Listing Rules to assess the independence of independent non-executive Directors. Candidates are required to make appropriate disclosure to the Board to avoid any conflict of interests. Besides, the nomination procedures and processes are required to be conducted in an objective manner in accordance with the laws of Bermuda, the Bye-laws as well as other applicable regulations.

# CORPORATE GOVERNANCE REPORT (CONTINUED)

The Company has adopted policy concerning diversity of Board members. Under such a policy, selection of the candidates to the Board is based on the Company’s business model and specific needs with reference to a range of diversity perspectives, including but not limited to gender, age, language, culture, education background, professional knowledge and industry experience. The Company believes that a balanced and diversified board composition will help to stimulate new ideas and enhance the quality of the Group’s decision making process. For the year ended 31 March 2024, the Company maintained an effective Board comprising members of different genders, professional background and industry experience. The Company’s board diversity policy was consistently implemented. As at the date of this annual report, the Board consist of one female and seven male Directors. Further details on the biographies and experiences of the Directors are set out on pages 7 to 8 of this annual report.

The Nomination Committee has developed policies to ensure an appropriate balance of diversity in various aspects, including the skills, experience, and perspectives of the Board members. The nomination and appointment of members of the Board will continue to follow the principle of meritocracy based on business needs and consideration of the benefits of Board diversity. The principal responsibilities of the Nomination Committee are to identify persons qualified for being Directors and give sufficient consideration to the policy of Board diversity throughout the selection process. The Nomination Committee is responsible for reviewing the Board’s diversity policy to ensure its effective implementation and ongoing compliance with the Board diversity requirements as outlined in the Listing Rules. This review will take place periodically, in accordance with the dates stipulated by the Listing Rules, and with reference to the Company’s board diversity policy, which is subject to an annual review.

For details on gender ratio of employees, please refer to pages 10 to 12 of the Environmental, Social and Governance Report 2023/24. The Company will continue to uphold the concept of diversity and equal opportunity in the recruitment of employees to ensure that the number of employees of different genders meets the development needs of the Company as far as possible.

For the year ended 31 March 2024, the Nomination Committee held one meeting. Attendance of each nomination committee member is set out as follows:

Nomination Committee Members	Attendance Record
Mr. Wong Che Man, Eddy ( <i>Chairman</i> )	1/1
Mr. Lee Kwong Yiu	1/1
Mr. Chow Chi Fai	1/1

For the year ended 31 March 2024, the Nomination Committee has monitored and reviewed the nomination procedures and process for the nomination of Directors, reviewed the composition of the Board with reference to its existing structure, size, diversity and composition and made recommendation to the Board on matters related to election and retirement of the Directors. With the existing Board members coming from a variety of business and professional background, the Nomination Committee considers that the Board possesses a balance of skills, experience and diversity appropriate to the requirements of the Company’s business.



## CORPORATE GOVERNANCE REPORT (CONTINUED)

### ACCOUNTABILITY, INSIDE INFORMATION, RISK MANAGEMENT AND INTERNAL CONTROL

The Directors acknowledge their responsibility to prepare financial statements for the financial year ended 31 March 2024 which give a true and fair view of the state of affairs of the Company and the Group and the results and cash flows of the Group. In preparing the financial statements for the year ended 31 March 2024, the Directors have adopted suitable accounting policies which are pertinent to the Group's operation and relevant to the financial statements, have made judgments and estimates that are prudent and reasonable, and have prepared the financial statements on a going concern basis. The Directors confirm that, to the best of their knowledge, information and belief, having made all reasonable enquiries, they are not aware of any material uncertainties relating to events or conditions that may cast significant doubt on the Company's ability to continue as a going concern.

The Directors' responsibilities for the preparation of the financial statements, and the responsibilities of the auditor to the shareholders, are set out in the auditor's report on pages 30 to 36. The Group has established policy and procedure for handling and dissemination of insider information. The policy requires sensitive information (if any) to be protected with high level of care and the persons receiving potential sensitive information are required to comply with the applicable laws, regulations and rules in respect of insider information. The Group follows the requirements of the Listing Rules and the Securities and Futures Ordinance when disclosing information to public. Inside information (if any) will be disseminated timely in a way which aims at preventing any person be placed in a privileged dealing position, letting the market be appropriately informed for the latest information, and allowing investors to have reasonable time to respond to such information.

It is the responsibility of the Board to ensure that the Group maintains sound and effective risk management and internal control system. Such systems are designed to manage rather than eliminate the risk of failure to achieve business objectives, and can only provide reasonable and not absolute assurance against material misstatement or loss.

The Group's risk management system is established under a structured framework with clearly defined objective. A top-down approach and methodology is adopted to identify risk, assess and prioritize risk, develop risk response, monitor risk and report risk. The Group has set up appropriate governance body to enforce the risk management system. Risks are identified through periodic assessment performed by different departments of the Group following the preset program. Identified risks are then summarized, prioritized according to the risk assessment criteria as set out in the Group's risk policy, documented in report, and communicated within the Group to ensure that risk owners and action plans are properly assigned to the identified risks.

The Group's internal control system includes a well-defined management structure with limits of authority, comprehensive policies and standards. It is designed to help the achievement of business objectives, safeguard assets against unauthorized use or disposition, ensure the maintenance of proper accounting records, and ensure compliance with relevant legislation and regulations. The Group has a specified team which is responsible for the internal audit function. Its duties include ongoing monitoring of the Group's internal control system and exploring enhancement of the Group's operating efficiency.

## CORPORATE GOVERNANCE REPORT (CONTINUED)

For the year ended 31 March 2024, the Board has conducted annual review to assess the effectiveness of the Group's risk management and internal control system which included but not limited to the aspects required by Code D.2.2 and Code D.2.3 of the CG Code through the following:

- reviewing the policy of the Group's risk management system;
- reviewing the risk reports prepared by the Group and evaluating the risk inventory list and the related action plan assigned for the identified risks;
- assessing the programs and findings of the team and governance body who are in charge of risk management system and internal audit function;
- conducting regular management meetings to discuss and handle the identified risks and internal control issues;
- reviewing the findings made by the auditor in respect of issues encountered during the processes of annual audit and interim review; and
- engaging a specialized division of Messrs. Deloitte Touche Tohmatsu to assess the internal controls in respect of certain key business operations of the Group.

The Board has received confirmation from management on the effectiveness of the risk management and internal control systems.

Based on the results of the assessment, no major issue has been identified that indicates significant inadequacy and ineffectiveness on the Group's risk management and internal control system. Appropriate actions are being taken to address the areas for improvement identified.

### GENERAL MEETING

For the year ended 31 March 2024, there was one general meeting (the annual general meeting). The attendance of each Director is set out as follows:

Directors	Attendance Record
Mr. Ku Ngai Yung, Otis ( <i>Chairman</i> )	1/1
Mr. Ku Ka Yung ( <i>Deputy Chairman</i> )	1/1
Mr. Chan Chi Sun	1/1
Ms. Ma Sau Ching	1/1
Mr. Liu Tao	1/1
Mr. Lee Kwong Yiu	1/1
Mr. Wong Che Man, Eddy	1/1
Mr. Chow Chi Fai	1/1

## CORPORATE GOVERNANCE REPORT (CONTINUED)

### COMMUNICATION WITH SHAREHOLDERS

A shareholders communication policy was established in February 2012 (the “Shareholders Communication Policy”). In line with the Shareholders Communication Policy, information will be communicated to shareholders and the investment community mainly through the Company’s financial reports (interim and annual reports) and environmental, social and governance reports, annual general meetings and other general meetings that may be convened, as well as by making available all the published disclosure submitted to the Stock Exchange and its other corporate communications. Shareholders and the investment community may at any time obtain the latest published financial reports and environmental, social and governance reports of the Company through the websites of the Company and the Stock Exchange. The Board will maintain an on-going dialogue with the shareholders and the investment community and will regularly review the Shareholders Communication Policy to ensure its effectiveness.

The Shareholders Communication Policy is reviewed annually, and it emphasizes the Company’s commitment to a proactive policy of promoting investor relations and effective communications with the shareholders and the investment community. The Company will better utilize its website as a channel to disclose the Company’s updated information and corporate communications to the shareholders and the investment community on a timely basis.

### DIVIDEND POLICY

The Group adopts a dividend policy which aims at achieving an optimal balance between the retention of sufficient liquidity in the Group to prepare for the development ahead and the distribution of earnings to the shareholders of the Company. According to the adopted dividend policy, any declaration of dividends by the Company shall be conducted in accordance with the laws of Bermuda, the Bye-laws as well as other applicable regulations. In deciding whether to propose a dividend and in determining the dividend amount, the Board will take into account factors including the Group’s financial results, cash flows, cash and bank balance on hand and future business plans.

### ANTI-CORRUPTION AND WHISTLEBLOWING POLICIES

The Group regards ethics and integrity as its important core values. It has policy which follows the applicable requirement of the relevant laws and regulations on bribery, extortion, fraud and money laundering. Some of those requirements are also incorporated in the Group’s employees’ handbook and code of ethics. The Group requires its employees to be honest and avoid the situation of any conflict of interests. Employees are also not allowed to receive gift that may exceed normal commercial or courtesy practice.

We encourage our employees to report any suspected unlawful conduct, incident of corruption and other fraudulent activities. Our employees can report any suspected case directly to the chief financial officer or to the head of human resources department. Any such reported case will receive immediate, fair and independent investigation, as well as appropriate follow-up action. The whistle-blower’s identity will always remain anonymous and be protected throughout the investigation.

During the year ended 31 March 2024, the Group has provided orientation training to new employees in relation to business ethics including anti-corruption. Directors and staff are also encouraged to attend anti-corruption training provided by external parties at the Company’s expenses. During the reporting period, there were zero instances of legal cases regarding corrupt practices brought against the Group and its employees.

## CORPORATE GOVERNANCE REPORT (CONTINUED)

### SHAREHOLDERS' RIGHTS

#### PROCEDURES BY WHICH SHAREHOLDERS CAN CONVENE A SPECIAL GENERAL MEETING

Shareholders of the Company are required to observe and fully comply with all applicable regulations and laws of Bermuda and the Bye-laws in convening a special general meeting. Pursuant to the Bye-laws, shareholders holding at the date of deposit of the requisition not less than one-tenth of the paid up capital of the Company carrying the right of voting at general meetings of the Company shall at all times have the right, by written requisition to the Board or the company secretary of the Company, to require a special general meeting to be called by the Board for the transaction of any business specified in such requisition; and such meeting shall be held within two months after the deposit of such requisition. If within twenty-one days of such deposit the Board fails to proceed to convene such meeting, the requisitionists themselves may do so in accordance with the relevant provisions set out in the Companies Act 1981 of Bermuda (the "Act").

#### PROCEDURES BY WHICH ENQUIRIES MAY BE PUT TO THE BOARD

Shareholders may send their direct enquiries to the Board in writing by mail through the company secretary of the Company to the Company's registered office in Bermuda at Clarendon House, 2 Church Street, Hamilton, HM11, Bermuda ("Registered Office") and the Company's principal place of business in Hong Kong at 25th Floor, EGL Tower, 83 Hung To Road, Kwun Tong, Kowloon, Hong Kong ("Hong Kong Principal Office").

#### PROCEDURES FOR PUTTING FORWARD PROPOSALS AT GENERAL MEETINGS

Shareholders of the Company are required to observe and fully comply with all applicable regulations and laws of Bermuda and the Bye-laws in putting forward proposals at general meetings. In addition, shareholders of the Company are also required to comply with the following requirements unless they are contradicting to the laws and regulations of Bermuda. In case of contradiction, the regulations and laws of Bermuda shall prevail.

To put forward a proposal at a shareholders' meeting, shareholders are requested to submit a written request stating the resolution intended to be moved at the general meeting; or a statement with respect to the matter referred to in any proposed resolution or the business to be dealt with at a particular general meeting. The written request/statements must be signed by the shareholder(s) concerned and deposited at the Company's Registered Office and its Hong Kong Principal Office, for the attention of the company secretary of the Company. Proposals put forward at shareholders' meeting will be voted by poll pursuant to the Listing Rules and the results will be posted on the websites of the Stock Exchange and the Company after the relevant general meeting.

### INVESTOR RELATIONS

There has been no significant change in the Company's constitutional documents during the year ended 31 March 2024.



# DIRECTORS' REPORT

The Directors of Sun Hing Vision Group Holdings Limited (the “Company”) present their annual report and the audited consolidated financial statements of the Company and its subsidiaries (the “Group”) for the year ended 31 March 2024.

## PRINCIPAL ACTIVITIES

The Company acts as an investment holding company. The principal activities of its principal subsidiaries are set out in note 37 to the consolidated financial statements.

## RESULTS AND APPROPRIATIONS

The results of the Group for the year ended 31 March 2024 are set out in the consolidated statement of profit or loss and other comprehensive income on page 37.

The Directors now recommend a final special dividend of HK1.5 cents per share amounting to approximately HK\$3,942,000 to the shareholders of the Company whose names appear on the register of members at the close of business on 28 August 2024.

## REVIEW OF THE GROUP'S BUSINESS AND KEY PERFORMANCE INDICATORS

A review of the Group's business and the related analysis of the Group's key performance indicators (including gross profit ratio, net profit ratio, gearing ratio, current ratio, debtor turnover period and inventory turnover period) are set out in the paragraph headed “Management Discussion and Analysis” of the “Letter to Shareholders” section on page 3. Indication of likely future development of the Group and the important events (if any) occurred since the end of the financial year are set out in the paragraph headed “Prospects” of the same section on page 5.

## PRINCIPAL RISKS AND UNCERTAINTIES

The Group's operation and financial position may be affected by certain risks and uncertainties. Principal risks identified by the Group include market risk, credit risk and liquidity risk. Details of those risks are set out in note 31 to the consolidated financial statements. Details of uncertainties associated with accounting estimation are set out in note 4 to the consolidated financial statements.

## COMPLIANCE WITH LAWS AND REGULATIONS

The Group and its business activities are subject to various laws and regulations, including Bermuda Companies Act 1981 (as amended), Hong Kong Companies Ordinance (Cap. 622 of the Laws of Hong Kong) and the Rules Governing the Listing of Securities on The Stock Exchange of Hong Kong Limited. The Group recognises the importance of regulatory compliance and has measures in place to ensure that the Group's operation complies with relevant laws and regulations which have a significant impact on the Group.

## ENVIRONMENTAL POLICIES AND PERFORMANCE

The Group is dedicated to promote sustainable development in environment and has established policies that cover aspects including reduction of waste and energy consumption. It periodically monitors performance related to environmental policies. Further details of the Group's environmental policies and performance are set out in the Environmental, Social and Governance Report to be published separately.

## DIRECTORS' REPORT (CONTINUED)

### PROPERTY, PLANT AND EQUIPMENT

During the year, the Group acquired property, plant and equipment at a cost of approximately HK\$11,556,000 to maintain the existing plants, upgrade production facilities and renovate the office of the Group's headquarters. Details of these and other movements in property, plant and equipment of the Group during the year are set out in note 15 to the consolidated financial statements.

### KEY RELATIONSHIPS WITH EMPLOYEES, SUPPLIERS AND CUSTOMERS

The Directors are of the view that employees, suppliers and customers are important for the Group's development. The Group is dedicated to establish and has maintained long-term relationships with the above mentioned stakeholders.

The Group's relationship with its employees is based on the principal of trust and respect. It provides its employees with competitive remunerations package with reference to the prevailing market situation. A further discussion of the Group's human resources management is set out in the paragraph headed "Human Resources" of the "Letter to Shareholders" section on page 5.

The Group develops strategic relationship with its suppliers and customers and works together with them to achieve synergy. Further details of the Group's major customers and suppliers are disclosed under heading "Major Customers and Suppliers" below.

### MAJOR CUSTOMERS AND SUPPLIERS

During the year, the aggregate sales attributable to the Group's five largest customers comprised approximately 62.21% of the Group's total sales and the sales attributable to the Group's largest customer were approximately 26.76% of the Group's total sales.

During the year, the aggregate purchases attributable to the Group's five largest suppliers comprised approximately 36.67% of the Group's total purchases and the purchases attributable to the Group's largest supplier were approximately 15.21% of the Group's total purchases.

At no time during the year did a Director, an associate of a Director or a shareholder of the Company (which to the knowledge of the Directors, owns more than 5% of the Company's issued share capital) has an interest in any of the Group's five largest customers or suppliers.

### SHARE CAPITAL

Details of movements in the share capital of the Company during the year are set out in note 28 to the consolidated financial statements.

### DISTRIBUTABLE RESERVE OF THE COMPANY

As at 31 March 2024, the Company's reserves available for distribution comprising retained profits of HK\$28,470,000 (2023: HK\$36,357,000).

## DIRECTORS' REPORT (CONTINUED)

### DIRECTORS

The Directors during the year and up to the date of this report were:

**Executive Directors:**

Ku Ngai Yung, Otis (*Chairman*)

Ku Ka Yung (*Deputy Chairman*)

Chan Chi Sun

Ma Sau Ching

Liu Tao

**Independent non-executive Directors:**

Lee Kwong Yiu

Wong Che Man, Eddy

Chow Chi Fai

In accordance with Bye-laws 84(1) and 87 of the Company's Bye-laws, Mr. Ku Ka Yung, Ms. Ma Sau Ching and Mr. Chow Chi Fai will retire at the forthcoming annual general meeting and, being eligible, offer themselves for reelection. All other remaining Directors continue in office.

The term of office of each executive and independent non-executive Director is not more than three years and subject to retirement by rotation in accordance with the Company's Bye-laws.

### DIRECTORS' SERVICE CONTRACTS

Each of the executive Directors has entered into a service agreement with the Company.

Each of Mr. Ku Ngai Yung, Otis and Mr. Ku Ka Yung has entered into a service agreement with the Company for an initial term of two years commencing on 1 May 1999 and continuing thereafter until terminated by not less than three months' prior written notice served by either party.

Each of Mr. Chan Chi Sun and Ms. Ma Sau Ching has entered into a service agreement with the Company for an initial term of two years commencing on 14 December 2001 and continuing thereafter until terminated by not less than three months' prior written notice served by either party.

Mr. Liu Tao has entered into a service agreement with the Company for an initial term of two years commencing on 1 March 2021 and continuing thereafter until terminated by not less than three months' prior written notice served by either party.

Each of the independent non-executive Directors, namely Mr. Lee Kwong Yiu, Mr. Wong Che Man, Eddy and Mr. Chow Chi Fai, has entered into a service agreement with the Company for an initial term of three years. The term of Mr. Lee Kwong Yiu commenced from 4 September 2003 for a term of three years and continuing thereafter until terminated by not less than three months' prior written notice served by either party. The term of Mr. Wong Che Man, Eddy commenced from 21 September 2004 for a term of three years and continuing thereafter until terminated by not less than three months' prior written notice served by either party. The term of Mr. Chow Chi Fai commenced from 1 March 2021 and continuing thereafter until terminated by not less than three months' prior written notice served by either party.

## DIRECTORS' REPORT (CONTINUED)

None of the Directors being proposed for re-election at the forthcoming annual general meeting has a service contract with the Company or any of its subsidiaries which is not determinable by the Group within one year without payment of compensation, other than statutory compensation.

### MANAGEMENT CONTRACTS

No contracts concerning the management and administration of the whole or any substantial part of the business of the Company and the Group were entered into or existed during the year.

### DIRECTORS' AND CHIEF EXECUTIVES' INTERESTS IN SHARES, UNDERLYING SHARES AND DEBENTURES

As at 31 March 2024, the interests and short positions of the Directors and chief executives of the Company, and their associates in the shares, underlying shares and debentures of the Company and its associated corporations (within the meaning of Part XV of the Securities and Futures Ordinance (the "SFO")) as recorded in the register maintained by the Company pursuant to Section 352 of the SFO or as otherwise notified to the Company and The Stock Exchange of Hong Kong Limited (the "Stock Exchange") pursuant to the Model Code for Securities Transactions by Directors of Listed Issuers (the "Model Code") were as follows:

#### 1. SHARES IN THE COMPANY (LONG POSITIONS)

Name of Directors	Number of ordinary shares held			Percentage of issued share capital of the Company
	Personal interest	Other interest	Total	
Ku Ngai Yung, Otis	—	141,533,828 (Note i)	141,533,828	53.86%
Ku Ka Yung	—	141,533,828 (Note i)	141,533,828	53.86%
Chan Chi Sun	2,026,000	—	2,026,000	0.77%
Ma Sau Ching	350,000	—	350,000	0.13%
Liu Tao	1,000,000	50,000 (Note ii)	1,050,000	0.40%

Notes:

- (i) 141,533,828 ordinary shares of the Company were held by United Vision International Limited, which is ultimately and wholly-owned by The Vision Trust, a discretionary trust settled by Mr. Ku Ngai Yung, Otis and Mr. Ku Ka Yung, the discretionary objects of which include Mr. Ku Ngai Yung, Otis and his spouse, Mr. Ku Ka Yung and his spouse, and their respective children who are under the age 18.
- (ii) 50,000 ordinary shares of the Company were held by the spouse of Mr. Liu Tao. By virtue of the interests in the Company held by the spouse of Mr. Liu Tao, together with his own personal interest, Mr. Liu Tao is deemed to be interested in 1,050,000 shares of the Company in total under the SFO.



## DIRECTORS' REPORT (CONTINUED)

### 2. UNDERLYING SHARES IN THE COMPANY (SHARE OPTIONS)

Details of the share options held by the Directors and chief executives of the Company are shown in the section under the heading "Share Options".

Save as disclosed above, as at 31 March 2024, none of the Directors, chief executives, nor their associates, had any interests or short positions in the shares, underlying shares or debentures of the Company or any of its associated corporations (within the meaning of Part XV of the SFO), as recorded in the register maintained by the Company pursuant to Section 352 of the SFO or as otherwise notified to the Company and the Stock Exchange pursuant to the Model Code.

### SHARE OPTIONS

Pursuant to a resolution passed on 6 September 2004, the Company's share option scheme adopted on 4 May 1999 (the "Old Share Option Scheme") was terminated and a share option scheme (the "2004 Share Option Scheme") was adopted in order to comply with the amendments to Chapter 17 of the Rules Governing the Listing of Securities on the Stock Exchange (the "Listing Rules") in relation to share option schemes.

Pursuant to another resolution passed on 22 August 2014, the 2004 Share Option Scheme was terminated and another share option scheme (the "2014 Share Option Scheme") was adopted.

During the year ended 31 March 2024 and as at the date of this report, there was no share in respect of which share options had been granted and remained outstanding under the Old Share Option Scheme and the 2004 Share Option Scheme. No further share options can be granted upon termination of the Old Share Option Scheme and the 2004 Share Option Scheme.

### 2014 SHARE OPTION SCHEME

#### 1. PURPOSE OF THE SCHEME

The purpose of the 2014 Share Option Scheme is to recognize and acknowledge the contribution of the Eligible Persons made or may have made to the Group. The 2014 Share Option Scheme will provide the eligible persons with an opportunity to have a personal stake in the Company with the view of achieving the objectives of motivating the Eligible Persons to optimise their performance efficiency for the benefit of the Company, and to attract and retain or otherwise maintain on-going relationships with the grantees whose contributions are or will be beneficial to the long-term growth of the Group.

#### 2. PARTICIPANTS OF THE SCHEME

The Board or a duly authorized committee of the Board (the "Committee") may, at their discretion, offer to grant the options to any person in full time employment of the Company or any of its subsidiary under the 2014 Share Option Scheme ("Eligible Person").

## DIRECTORS' REPORT (CONTINUED)

### 3. MAXIMUM NUMBERS AVAILABLE FOR ISSUE

The total number of shares which may be issued upon exercise of all options to be granted under the 2014 Share Option Scheme shall be subject to a maximum limit of 10% of the Shares in issue on 22 August 2014, the date on which the 2014 Share Option Scheme is conditionally adopted and approved by the shareholders at the annual general meeting, which is 26,277,828 Shares. The total number of Shares available for issue under the 2014 Share Option Scheme as at 31 March 2024 were 26,277,828, representing approximately 10% of the Company's total number of issued shares as at the date of this annual report. No share options have been granted, exercised, cancelled or lapsed under the 2014 Share Option Scheme since its adoption.

### 4. MAXIMUM ENTITLEMENT OF EACH ELIGIBLE PERSONS OF THE 2014 SHARE OPTION SCHEME

The total number of the shares issued and to be issued upon exercise of the Options granted including those granted (whether or not cancelled) under the 2014 Share Option Scheme and to be granted to any Eligible Person (including exercised, cancelled and outstanding Options) in any 12-month period up to the date of grant to such Eligible Person shall not exceed 1% of the issued Shares from time to time (the "1% Limit"). Any further grant of options in excess of the 1% Limit must be subject to (i) Shareholders' approval with that Eligible Person and his close associates (or his associate if the Eligible Person is a Connected Person) abstaining from voting and (ii) the issue of a circular.

### 5. TIME OF EXERCISE OF THE OPTION

An option may be exercised in accordance with the rules of the 2014 Share Option Scheme at any time during the option period as specified by the Committee in relation to each such option in its terms of grant provided that the period within which the option must be executed shall be within the option period. Under the rules of the 2014 Share Option Scheme, the Committee has discretion to provide restrictions on how and when an option during the period for which an option may be held or a performance target, if any, which must be achieved before an option can be exercised. Such discretion allow the Committee to provide incentives to Eligible Persons to remain employed with the Group during the minimum period and thereby enabling the Group to benefit from the continued services of such Eligible Persons during such period. This discretion, coupled with the power of the Committee to impose any performance target as it considers appropriate before any option can be exercised, enables the Group to incentivise the Eligible Persons.

## DIRECTORS' REPORT (CONTINUED)

### 6. BASIS FOR DETERMINING THE EXERCISE PRICE

The exercise price is determined by the Committee and notified to each grantee and will be no less than the greater of:

- (a) the closing price of the share of the Company as stated in the Stock Exchange's daily quotations sheets on the date of grant;
- (b) the average of the closing price of the share of the Company as stated in the Stock Exchange's daily quotations sheets on each of the five business days immediately preceding the date of grant of such option (subject to adjustments); and
- (c) the nominal value of the share of the Company;

or (where applicable) such price as from time to time adjusted pursuant to the 2014 Share Option Scheme.

A consideration of HK\$1 is payable upon acceptance of the offer.

### 7. REMAINING LIFE OF THE SCHEME

The 2014 Share Option Scheme shall be valid and effective for a period of 10 years from the date of adoption, i.e. 22 August 2014. As at 31 March 2024, the remaining life of the 2014 Share Option Scheme was approximately 0.4 year (i.e. until 21 August 2024).

Details of the 2014 Share Option Scheme are set out in note 29 to the consolidated financial statements

## ARRANGEMENTS TO PURCHASE SHARES OR DEBENTURES

Other than the Share Option Schemes disclosed above, at no time during the year was the Company or any of its holding companies or subsidiaries, a party to any arrangements to enable the Directors of the Company to acquire benefits by means of the acquisition of shares in, or debentures of, the Company or any other body corporate.

## DIRECTORS' INTERESTS IN TRANSACTIONS, ARRANGEMENTS OR CONTRACTS OF SIGNIFICANCE

No transactions, arrangements or contracts of significance to which the Company or any of its holding companies or subsidiaries was a party and in which a Director of the Company had a material interest, whether directly or indirectly, subsisted at the end of the year or at any time during the year.

As at 31 March 2024, no contract of significance had been entered into between the Company, or any of its subsidiaries, and a controlling shareholder of the Company or any of its subsidiaries.

## DIRECTORS' REPORT (CONTINUED)

### DISCLOSEABLE INTERESTS AND SHORT POSITIONS OF SUBSTANTIAL SHAREHOLDERS AND OTHER PERSONS UNDER THE SFO

As at 31 March 2024, the following parties (other than those disclosed under the headings "Directors' and Chief Executives' Interests in Shares, Underlying Shares and Debentures" and "Share Options" above) were recorded in the register required to be kept by the Company under Section 336 of the SFO as being directly or indirectly interested in 5% or more of the issued share capital of the Company which is so far as known to any Director or chief executive of the Company.

Name	Number of ordinary shares held	Percentage of the issued share capital of the Company
<b>Substantial Shareholders</b>		
United Vision International Limited ( <i>Note 1</i> )	141,533,828	53.86%
Marshvale Investments Limited ( <i>Note 1</i> )	141,533,828	53.86%
HSBC International Trustee Limited ( <i>Notes 1 &amp; 2</i> )	141,533,828	53.86%
Ku Ling Wah, Phyllis ( <i>Notes 1, 2 &amp; 3</i> )	141,533,828	53.86%
Webb David Michael ( <i>Notes 5 &amp; 6</i> )	28,984,000	11.02%
<b>Other Persons</b>		
FMR LLC ( <i>Note 4</i> )	26,277,000	9.99%
Fidelity Puritan Trust ( <i>Note 7</i> )	20,999,000	7.99%
Preferable Situation Assets Limited ( <i>Note 6</i> )	18,346,000	6.98%
Yeo Seng Chong ( <i>Note 8</i> )	13,160,000	5.01%
Lim Mee Hwa ( <i>Note 9</i> )	13,160,000	5.01%

*Notes:*

- As at 31 March 2024, United Vision International Limited ("UVI") is wholly-owned by Marshvale Investments Limited ("Marshvale"). By virtue of UVI's interests in the Company, Marshvale is deemed to be interested in 141,533,828 shares of the Company under the SFO. Marshvale is wholly-owned by HSBC International Trustee Limited ("HSBC Trustee"). By virtue of Marshvale's indirect interests in the Company, HSBC Trustee is deemed to be interested in 141,533,828 shares of the Company under the SFO. Mr. Ku Ngai Yung, Otis and Mr. Ku Ka Yung are directors of UVI.
- HSBC Trustee is the trustee of The Vision Trust, the discretionary trust settled by Mr. Ku Ngai Yung, Otis and Mr. Ku Ka Yung mentioned above. 141,533,828 shares of the Company were held indirectly by HSBC Trustee through UVI as mentioned in note 1 above.

## DIRECTORS' REPORT (CONTINUED)

3. Ms. Ku Ling Wah, Phyllis (sister of Mr. Ku Ngai Yung, Otis and Mr. Ku Ka Yung) is one of the discretionary objects of The Vision Trust, the discretionary trust settled by Mr. Ku Ngai Yung, Otis and Mr. Ku Ka Yung mentioned above. As at 31 March 2023, The Vision Trust ultimately and wholly owned UVI, which held 141,533,828 shares of the Company.
4. According to a corporate substantial shareholder notice filed by FMR LLC on 3 March 2017 (with the date of the relevant event as set out in the corporate substantial shareholder notice being 27 February 2017), FMR LLC held 26,277,000 shares of the Company indirectly through FMR Co., Inc.. FMR Co., Inc. is wholly-owned by Fidelity Management & Research Company, which is a wholly-owned subsidiary of FMR LLC. Of the above mentioned 26,277,000 shares of the Company held by FMR Co., Inc., 2,642,000 shares of the Company were held for Fidelity Management Trust Company, which is wholly-owned by FMR LLC, while 2,338,000 shares of the Company were held for Fidelity Investments Canada ULC, which is ultimately owned by certain employees and shareholders of FMR LLC. Those employees and shareholders of FMR LLC own 100% equity interest in Fidelity Canada Investors LLC, which owns 64% equity interest in 483A Bay Street Holdings LP. 483A Bay Street Holdings LP owns 100% equity interest in BlueJay Lux 1 S.a.r.l., which owns 100% equity interest in FIC Holdings ULC, which in turn owns 100% equity interest in Fidelity Investments Canada ULC.
5. According to an individual substantial shareholder notice filed by David Michael Webb on 26 September 2023, as at 21 September 2023 (i.e. the date of the relevant event as set out in the individual substantial shareholder notice filed on 26 September 2023), of the 28,984,000 shares of the Company held by David Michael Webb, 11,794,800 shares of the Company were held directly by him, while 17,189,200 shares of the Company were held through his wholly owned company, Preferable Situation Assets Limited. By virtue of Preferable Situation Assets Limited's interest in the Company, David Michael Webb is deemed to be interested in the same 17,189,200 shares of the Company held by Preferable Situation Assets Limited under the SFO. (Please also see note 6 below).
6. According to a corporate substantial shareholder notice filed by Preferable Situation Assets Limited on 18 October 2016, as at 13 October 2016 (i.e. the date of the relevant event as set out in the corporate substantial shareholder notice filed on 18 October 2016), Preferable Situation Assets Limited, which is wholly owned by David Michael Webb, held 18,346,000 shares of the Company. By virtue of Preferable Situation Assets Limited's interest in the Company, David Michael Webb is deemed to be interested in the same 18,346,000 shares of the Company held by Preferable Situation Assets Limited under the SFO.
7. According to a corporate substantial shareholder notice filed by Fidelity Puritan Trust on 4 January 2018, as at 29 December 2017 (i.e. the date of the relevant event as set out in the corporate substantial shareholder notice filed on 4 January 2018), 20,999,000 shares of the Company were held directly by Fidelity Puritan Trust.
8. According to an individual substantial shareholder notice filed by Mr. Yeo Seng Chong on 8 November 2021, as at 5 November 2021 (i.e. the date of the relevant event as set out in the individual substantial shareholder notice filed on 8 November 2021), of the 13,160,000 shares of the Company held by Mr. Yeo Seng Chong, 2,842,000 shares of the Company were held directly by him, 250,000 shares of the Company were held by his spouse, Ms. Lim Mee Hwa (please also see note 9 below), 378,000 shares of the Company were held by Yeoman Capital Management Pte Limited, a jointly owned company of him and his spouse, while 9,540,000 and 150,000 shares of the Company were held by Yeoman 3-Rights Value Asia Fund and Yeoman Client 1 respectively, both are wholly owned companies of Yeoman Capital Management Pte Limited. By virtue of the interests in the Company held by the spouse of Mr. Yeo Seng Chong, Yeoman Capital Management Pte Limited, Yeoman 3-Rights Value Asia Fund and Yeoman Client 1, together with his own personal interest, Mr. Yeo Seng Chong is deemed to be interested in 13,160,000 shares of the Company in total under the SFO.
9. According to an individual substantial shareholder notice filed by Ms. Lim Mee Hwa on 8 November 2021, as at 5 November 2021 (i.e. the date of the relevant event as set out in the individual substantial shareholder notice filed on 8 November 2021), of the 13,160,000 shares of the Company held by Ms. Lim Mee Hwa, 250,000 shares of the Company were held directly by her, 2,842,000 shares of the Company were held by her spouse, Mr. Yeo Seng Chong (please also see note 8 above), 378,000 shares of the Company were held by Yeoman Capital Management Pte Limited, a jointly owned company of her and her spouse, while 9,540,000 and 150,000 shares of the Company were held by Yeoman 3-Rights Value Asia Fund and Yeoman Client 1 respectively, both are wholly owned companies of Yeoman Capital Management Pte Limited. By virtue of the interests in the Company held by the spouse of Ms. Lim Mee Hwa, Yeoman Capital Management Pte Limited, Yeoman 3-Rights Value Asia Fund and Yeoman Client 1, together with her own personal interest, Ms. Lim Mee Hwa is deemed to be interested in 13,160,000 shares of the Company in total under the SFO.

All the interests stated above represent long position. Save as disclosed above, as at 31 March 2024, no other person had an interest or short position in the shares and underlying shares of the Company which were recorded in the register required to be kept under Section 336 of the SFO, or was otherwise a substantial shareholder of the Company.



## DIRECTORS' REPORT (CONTINUED)

### **APPOINTMENT OF INDEPENDENT NON-EXECUTIVE DIRECTORS**

The Company has received, from each of the independent non-executive Directors, an annual confirmation of his independence pursuant to Rule 3.13 of the Listing Rules. The Company considers all of the independent non-executive Directors are independent.

### **EMOLUMENT POLICY**

The emolument policy of the employees of the Group is set up by the remuneration committee of the Company (the "Remuneration Committee"), on the basis of their merit, qualifications and competence.

The emoluments of the Directors of the Company are decided by the Remuneration Committee, having regard to the Company's operating results, individual performance and/or comparable market statistics. Details of the remuneration of the Directors are set out in note 11 to the consolidated financial statements.

The Company has adopted share option schemes as an incentive to Directors and eligible employees, details of the schemes are set out in note 29 to the consolidated financial statements.

### **PRE-EMPTIVE RIGHTS**

There are no provisions for pre-emptive rights under the Company's Bye-laws, or the laws of Bermuda, which would oblige the Company to offer new shares on a pro-rata basis to existing shareholders.

### **TAX RELIEF**

The Company is not aware of any relief from taxation available to the Shareholders by reason of their holding of the Shares.

### **SUFFICIENCY OF PUBLIC FLOAT**

The Company has maintained a sufficient public float throughout the year ended 31 March 2024.

### **PURCHASE, SALE OR REDEMPTION OF THE COMPANY'S LISTED SHARES**

During the year, neither the Company nor any of its subsidiaries have purchased, sold or redeemed any of the Company's listed securities.

### **EQUITY-LINKED AGREEMENT**

Other than the information disclosed in this directors' report and the consolidated financial statements, no equity linked agreements were entered into by the Company during the year or subsisted at the end of the financial year under review.

## DIRECTORS' REPORT (CONTINUED)

### PERMITTED INDEMNITY PROVISION

Pursuant to Bye-law 164(1) of the Bye-laws of the Company, the Directors of the Company shall be indemnified and secured harmless out of the assets and profits of the Company from and against all actions, costs, charges, losses, damages and expenses which they shall or may incur or sustain by or by reason of any act done, concurred in or omitted in or about the execution of their duty, or supposed duty, in their respective offices or trusts.

The Company has arranged appropriate directors' liability insurance coverage for the Directors of the Company throughout the year.

### CORPORATE GOVERNANCE

The corporate governance report is set out on pages 9 to 18.

### AUDITOR

As disclosed in the announcement of the Company dated 13 October 2023, Messrs. Deloitte Touche Tohmatsu ("Deloitte") resigned as the auditor of the Company with effect from 13 October 2023. The Board resolved, having regard to the recommendation from the Audit Committee, to appoint SHINEWING (HK) CPA Limited ("SHINEWING") as the new auditor of the Company with effect from 13 October 2023 to fill the casual vacancy following the resignation of Deloitte. SHINEWING shall hold office until the conclusion of the forthcoming annual general meeting of the Company. Save as disclosed above, there was no change in the external auditor of the Company for the three years preceding the date of this annual report.

A resolution will be submitted to the forthcoming annual general meeting of the Company to re-appoint SHINEWING as the auditor of the Company.

On behalf of the Board

**Ku Ngai Yung, Otis**

*Chairman*

Hong Kong, 27 June 2024

# INDEPENDENT AUDITOR'S REPORT



SHINEWING (HK) CPA Limited  
17/F, Chubb Tower, Windsor House,  
311 Gloucester Road,  
Causeway Bay, Hong Kong

信永中和(香港)會計師事務所有限公司  
香港銅鑼灣告士打道311號  
皇室大廈安達人壽大樓17樓

## TO THE MEMBERS OF SUN HING VISION GROUP HOLDINGS LIMITED

*(incorporated in Bermuda with limited liability)*

### OPINION

We have audited the consolidated financial statements of Sun Hing Vision Group Holdings Limited (the “Company”) and its subsidiaries (collectively referred to as the “Group”) set out on pages 37 to 118, which comprise the consolidated statement of financial position as at 31 March 2024, and the consolidated statement of profit or loss and other comprehensive income, consolidated statement of changes in equity and consolidated statement of cash flows for the year then ended, and notes to the consolidated financial statements, including material accounting policy information.

In our opinion, the consolidated financial statements give a true and fair view of the consolidated financial position of the Group as at 31 March 2024, and of its consolidated financial performance and its consolidated cash flows for the year then ended in accordance with Hong Kong Financial Reporting Standards (“HKFRSs”) issued by the Hong Kong Institute of Certified Public Accountants (“HKICPA”) and have been properly prepared in compliance with the disclosure requirements of the Hong Kong Companies Ordinance.

### BASIS FOR OPINION

We conducted our audit in accordance with Hong Kong Standards on Auditing (“HKSAs”) issued by the HKICPA. Our responsibilities under those standards are further described in the Auditor’s Responsibilities for the Audit of the Consolidated Financial Statements section of our report. We are independent of the Group in accordance with the HKICPA’s Code of Ethics for Professional Accountants (the “Code”), and we have fulfilled our other ethical responsibilities in accordance with the Code. We believe that the audit evidence we have obtained is sufficient and appropriate to provide a basis for our opinion.

### OTHER MATTER

The consolidated financial statements of the Group for the year ended 31 March 2023 were audited by another auditor who expressed an unmodified opinion on those statements on 28 June 2023.

INDEPENDENT AUDITOR’S REPORT (CONTINUED)

KEY AUDIT MATTERS

Key audit matters are those matters that, in our professional judgment, were of most significance in our audit of the consolidated financial statements of the current year. These matters were addressed in the context of our audit of the consolidated financial statements as a whole, and in forming our opinion thereon, and we do not provide a separate opinion on these matters.

Expected credit loss (“ECL”) assessment of trade receivables

Refer to notes 21 and 31 to the consolidated financial statements and the accounting policies on pages 64 to 68.

The Key Audit Matter	How our audit addressed the key audit matter
<p>We identified the ECL assessment of trade receivables as a key audit matter due to the significance of the balance to the consolidated statement of financial position as a whole, estimation uncertainty and the management judgment involved in the evaluation of ECL.</p> <p>The management performed ECL assessment of trade receivables with reference to the valuations performed by the independent qualified professional valuer (the “Valuer”). As disclosed in notes 21 and 31 to the consolidated financial statements, the trade receivables carried at HK\$155,007,000 (net of allowance for credit loss of HK\$4,926,000) as at 31 March 2024. Net reversal of impairment loss of HK\$2,642,000 was recognised in profit or loss during the year ended 31 March 2024.</p> <p>As disclosed in note 31 to the consolidated financial statements, except for gross carrying amounts of trade receivables with significant balances of HK\$107,962,000 which are assessed for ECL individually, the Group uses provision matrix to calculate the ECL for the remaining trade receivables collectively. The provision rates are based on past due analysis as groupings of various debtors that have similar loss patterns.</p> <p>The provision matrix is based on the Group’s historical default rates taking into consideration of both quantitative and qualitative information that is reasonable and supportable including forward-looking information that is available without undue costs or effort. At the end of each reporting period, the historical observed default rates are reassessed and forward-looking information are reconsidered.</p>	<p>Our procedures in relation to the ECL assessment of trade receivables included:</p> <ul style="list-style-type: none"><li>• Understanding the key controls on how the management estimates allowance for expected credit losses for trade receivables;</li><li>• Evaluating the Valuer’s competence, capabilities and objectivity;</li><li>• Engaging our internal specialist to review the reasonableness of the ECL assessment model adopted and assumptions used by the Valuer;</li><li>• Assessing management’s basis in identifying trade receivables with significant balances or credit-impaired and determining allowance for expected credit losses for these trade receivables using internal credit rating with reference to the external credit agency data and the reasonableness of the forward-looking information being considered;</li><li>• Testing the integrity of information used by management to develop the provision matrix, including trade receivables ageing analysis as at 31 March 2024, on a sample basis, by comparing individual items in the analysis with the relevant sales invoices and goods delivery notes;</li></ul>

# INDEPENDENT AUDITOR’S REPORT (CONTINUED)

**Expected credit loss (“ECL”) assessment of trade receivables**

Refer to notes 21 and 31 to the consolidated financial statements and the accounting policies on pages 64 to 68.

The Key Audit Matter	How our audit addressed the key audit matter
Details of the ECL assessment of trade receivables are set out in note 31 to the consolidated financial statements.	<ul style="list-style-type: none"><li data-bbox="778 573 1390 1030">Evaluating the reasonableness of management judgement in determining allowance for expected credit losses for trade receivables as at 31 March 2024, including the reasonableness of management’s grouping of (i) trade debtors with significant balances for individual assessment and (ii) the remaining trade debtors into different categories in the provision matrix, and the basis of estimated loss rates applied in (i) individual assessment using internal credit rating with reference to the external credit agency data and forward-looking information and (ii) each category in the provision matrix with reference to historical default rates and forward-looking information; and</li><li data-bbox="778 1078 1390 1213">Testing subsequent settlements of trade receivables, on a sample basis, by inspecting supporting documents in relation to cash receipt from trade debtors subsequent to the end of the current reporting period.</li></ul>

## INDEPENDENT AUDITOR'S REPORT (CONTINUED)

### Impairment assessment of the Identified Long-lived Assets (as defined below)

Refer to notes 4 and 15 to 17 to the consolidated financial statements and the accounting policies on pages 57 to 58.

#### The Key Audit Matter

#### How our audit addressed the key audit matter

We identified the impairment assessment of certain long-lived assets relating to the Group's business of manufacturing and trading of eyewear products, comprising principally of certain property, plant and equipment, right-of-use assets, intangible assets and deposits paid for acquisition of property, plant and equipment and right-of-use assets (the "Identified Long-lived Assets"), as a key audit matter as significant judgement by the management is required to assess the amount of impairment of these assets.

As at 31 March 2024, the management of the Group has reassessed the impairment of the Identified Long-lived Assets with reference to the valuations performed by the Valuer, which include the carrying amounts of property, plant and equipment, right-of-use assets, intangible assets and deposits paid for acquisition of property, plant and equipment and right-of-use assets of HK\$242,403,000, HK\$30,429,000, HK\$27,094,000 and HK\$3,344,000 respectively. As further disclosed in note 4 to the consolidated financial statements, for the purpose of assessing impairment, the recoverable amounts of cash generating unit to which these assets belongs have been determined by the management of the Group based on value in use calculations with reference to the valuations performed by the Valuer using financial budgets based on past performance and expectation for market development, where the key inputs parameters include growth rates and discount rates.

Based on the results of the management's reassessment, no impairment loss is recognised against the Identified Long-lived Assets for the year ended 31 March 2024.

Our procedures in relation to management's impairment assessment of the Identified Long-lived Assets included:

- Understanding the Group's impairment assessment process, including impairment assessment model adopted and assumptions used;
- Evaluating the Valuer's competence, capabilities and objectivity;
- Engaging our internal specialist to review the reasonableness of the impairment assessment model adopted and assumptions used by the management of the Group;
- Assessing the reasonableness of the management's estimate of the growth rates with reference to the historical performance of the Group and market data;
- Assessing the reasonableness of the discount rates in determining the value in use, with reference to the current market risk-free rate of interest and the industry specific risk factors;
- Evaluating the historical accuracy of the management's cash flow projections by comparing the historical cash flow projections with the actual performance; and
- Assessing the sensitivity analysis prepared by management on the significant assumption to evaluate the extent of impact of these assumptions on the impairment assessment model.



## INDEPENDENT AUDITOR'S REPORT (CONTINUED)

### **OTHER INFORMATION**

The directors of the Company are responsible for the other information. The other information comprises the information included in the annual report, but does not include the consolidated financial statements and our auditor's report thereon.

Our opinion on the consolidated financial statements does not cover the other information and we do not express any form of assurance conclusion thereon.

In connection with our audit of the consolidated financial statements, our responsibility is to read the other information and, in doing so, consider whether the other information is materially inconsistent with the consolidated financial statements or our knowledge obtained in the audit or otherwise appears to be materially misstated. If based on the work we have performed, we conclude that there is a material misstatement of this other information, we are required to report that fact. We have nothing to report in this regard.

### **RESPONSIBILITIES OF DIRECTORS OF THE COMPANY AND THOSE CHARGED WITH GOVERNANCE FOR THE CONSOLIDATED FINANCIAL STATEMENTS**

The directors of the Company are responsible for the preparation of the consolidated financial statements that give a true and fair view in accordance with HKFRSs issued by the HKICPA and the disclosure requirements of the Hong Kong Companies Ordinance, and for such internal control as the directors of the Company determine is necessary to enable the preparation of consolidated financial statements that are free from material misstatement, whether due to fraud or error.

In preparing the consolidated financial statements, the directors of the Company are responsible for assessing the Group's ability to continue as a going concern, disclosing, as applicable, matters related to going concern and using the going concern basis of accounting unless the directors of the Company either intend to liquidate the Group or to cease operations, or have no realistic alternative but to do so.

Those charged with governance are responsible for overseeing the Group's financial reporting process.

## INDEPENDENT AUDITOR'S REPORT (CONTINUED)

### AUDITOR'S RESPONSIBILITIES FOR THE AUDIT OF THE CONSOLIDATED FINANCIAL STATEMENTS

Our objectives are to obtain reasonable assurance about whether the consolidated financial statements as a whole are free from material misstatement, whether due to fraud or error, and to issue an auditor's report that includes our opinion solely to you, as a body, in accordance with Section 90 of the Bermuda Companies Act, and for no other purpose. We do not assume responsibility towards or accept liability to any other person for the contents of this report. Reasonable assurance is a high level of assurance, but is not a guarantee that an audit conducted in accordance with HKSA's will always detect a material misstatement when it exists. Misstatements can arise from fraud or error and are considered material if, individually or in the aggregate, they could reasonably be expected to influence the economic decisions of users taken on the basis of these consolidated financial statements.

As part of an audit in accordance with HKSA's, we exercise professional judgment and maintain professional skepticism throughout the audit. We also:

- Identify and assess the risks of material misstatement of the consolidated financial statements, whether due to fraud or error, design and perform audit procedures responsive to those risks, and obtain audit evidence that is sufficient and appropriate to provide a basis for our opinion. The risk of not detecting a material misstatement resulting from fraud is higher than for one resulting from error, as fraud may involve collusion, forgery, intentional omissions, misrepresentations, or the override of internal control.
- Obtain an understanding of internal control relevant to the audit in order to design audit procedures that are appropriate in the circumstances, but not for the purpose of expressing an opinion on the effectiveness of the Group's internal control.
- Evaluate the appropriateness of accounting policies used and the reasonableness of accounting estimates and related disclosures made by the directors.
- Conclude on the appropriateness of the Company's directors' use of the going concern basis of accounting and, based on the audit evidence obtained, whether a material uncertainty exists related to events or conditions that may cast significant doubt on the Group's ability to continue as a going concern. If we conclude that a material uncertainty exists, we are required to draw attention in our auditor's report to the related disclosures in the consolidated financial statements or, if such disclosures are inadequate, to modify our opinion. Our conclusions are based on the audit evidence obtained up to the date of our auditor's report. However, future events or conditions may cause the Group to cease to continue as a going concern.

## INDEPENDENT AUDITOR'S REPORT (CONTINUED)

### AUDITOR'S RESPONSIBILITIES FOR THE AUDIT OF THE CONSOLIDATED FINANCIAL STATEMENTS (CONTINUED)

- Evaluate the overall presentation, structure and content of the consolidated financial statements, including the disclosures, and whether the consolidated financial statements represent the underlying transactions and events in a manner that achieves fair presentation.
- Obtain sufficient appropriate audit evidence regarding the financial information of the entities or business activities within the Group to express an opinion on the consolidated financial statements. We are responsible for the direction, supervision and performance of the group audit. We remain solely responsible for our audit opinion.

We communicate with those charged with governance regarding, among other matters, the planned scope and timing of the audit and significant audit findings, including any significant deficiencies in internal control that we identify during our audit.

We also provide those charged with governance with a statement that we have complied with relevant ethical requirements regarding independence, and to communicate with them all relationships and other matters that may reasonably be thought to bear on our independence, and where applicable, actions taken to eliminate threats or safeguards applied.

From the matters communicated with those charged with governance, we determine those matters that were of most significance in the audit of the consolidated financial statements of the current period and are therefore the key audit matters. We describe these matters in our auditor's report unless law or regulation precludes public disclosure about the matter or when in extremely rare circumstances, we determine that a matter should not be communicated in our report because the adverse consequences of doing so would reasonably be expected to outweigh the public interest benefits of such communication.

The engagement partner on the audit resulting in the independent auditor's report is Pang Wai Hang.

**SHINEWING (HK) CPA Limited**

*Certified Public Accountants*

**Pang Wai Hang**

Practising Certificate Number: P05044

Hong Kong

27 June 2024

# CONSOLIDATED STATEMENT OF PROFIT OR LOSS AND OTHER COMPREHENSIVE INCOME

For the year ended 31 March 2024

	NOTES	2024 HK\$'000	2023 HK\$'000
Revenue	5	702,343	704,914
Cost of sales		(627,395)	(595,701)
Gross profit		74,948	109,213
Other income, gains and losses	6	24,774	16,111
Reversal of impairment losses on trade receivables, net	7	2,642	3,569
Impairment losses on property, plant and equipment	4	—	(17,125)
Impairment losses on intangible assets	4	—	(8,000)
Selling and distribution costs		(34,517)	(30,517)
Administrative expenses		(102,914)	(105,958)
Share of losses of joint ventures		(2,001)	—
Finance costs	8	(1,945)	(1,647)
Loss before tax		(39,013)	(34,354)
Income tax credit	9	10,648	3,796
Loss for the year attributable to owners of the Company	10	(28,365)	(30,558)
<b>Other comprehensive expense</b>			
<i>Item that may be reclassified subsequently to profit or loss:</i>			
Exchange difference arising on translation of foreign operations		(15,541)	(20,674)
Share of other comprehensive expense of joint ventures		(184)	—
		(15,725)	(20,674)
Total comprehensive expense for the year attributable to owners of the Company		(44,090)	(51,232)
		HK cents	HK cents
Loss per share			
Basic	14	(10.79)	(11.63)

# CONSOLIDATED STATEMENT OF FINANCIAL POSITION

At 31 March 2024

	NOTES	2024 HK\$'000	2023 HK\$'000
<b>NON-CURRENT ASSETS</b>			
Property, plant and equipment	15	242,403	251,939
Right-of-use assets	16	30,429	23,881
Intangible assets	17	36,407	37,940
Deposits paid for acquisition of property, plant and equipment and right-of-use assets		3,344	3,526
Interests in joint ventures	18	3,315	1
Deferred tax assets	19	26,576	15,467
		<b>342,474</b>	<b>332,754</b>
<b>CURRENT ASSETS</b>			
Inventories	20	106,219	92,155
Trade and other receivables	21	182,700	191,314
Derivative financial instruments	22	—	110
Tax recoverable		33	71
Cash and cash equivalents	23	274,529	328,760
		<b>563,481</b>	<b>612,410</b>
<b>CURRENT LIABILITIES</b>			
Trade and other payables	24	170,960	161,582
Lease liabilities	25	7,691	5,983
Refund liabilities	26	2,040	2,321
Derivative financial instruments	22	169	31
Tax payable		4,362	4,381
Bank borrowings	27	36,120	38,140
		<b>221,342</b>	<b>212,438</b>
<b>NET CURRENT ASSETS</b>		<b>342,139</b>	<b>399,972</b>
<b>TOTAL ASSETS LESS CURRENT LIABILITIES</b>		<b>684,613</b>	<b>732,726</b>

## CONSOLIDATED STATEMENT OF FINANCIAL POSITION (CONTINUED)

At 31 March 2024

	NOTES	2024 HK\$'000	2023 HK\$'000
CAPITAL AND RESERVES			
Share capital	28	26,278	26,278
Share premium and reserves		644,117	696,091
Total equity		670,395	722,369
NON-CURRENT LIABILITIES			
Lease liabilities	25	9,338	5,031
Deferred tax liabilities	19	4,880	5,326
		14,218	10,357
TOTAL EQUITY AND NON-CURRENT LIABILITIES		684,613	732,726

The consolidated financial statements on pages 37 to 118 were approved and authorised for issue by the Board of Directors on 27 June 2024 and are signed on its behalf by:

**Ku Ngai Yung, Otis**  
DIRECTOR

**Ku Ka Yung**  
DIRECTOR



# CONSOLIDATED STATEMENT OF CHANGES IN EQUITY

For the year ended 31 March 2024

	Attributable to owners of the Company					Total HK\$'000
	Share capital HK\$'000	Share premium HK\$'000	Special reserve HK\$'000	Translation reserve HK\$'000	Retained profits HK\$'000	
			(Note)			
At 1 April 2022	26,278	78,945	18,644	10,012	647,606	781,485
Loss for the year	—	—	—	—	(30,558)	(30,558)
Exchange difference arising on translation of foreign operations	—	—	—	(20,674)	—	(20,674)
Total comprehensive expense for the year	—	—	—	(20,674)	(30,558)	(51,232)
Dividends recognised as distribution (note 13)	—	—	—	—	(7,884)	(7,884)
At 31 March 2023	26,278	78,945	18,644	(10,662)	609,164	722,369
Loss for the year	—	—	—	—	(28,365)	(28,365)
Exchange difference arising on translation of foreign operations	—	—	—	(15,541)	—	(15,541)
Share of other comprehensive expense of joint ventures	—	—	—	(184)	—	(184)
Total comprehensive expense for the year	—	—	—	(15,725)	(28,365)	(44,090)
Dividends recognised as distribution (note 13)	—	—	—	—	(7,884)	(7,884)
At 31 March 2024	26,278	78,945	18,644	(26,387)	572,915	670,395

*Note:* Special reserve of the Group represents the difference between the aggregate amount of the nominal value of shares, the share premium and the reserves of subsidiaries acquired and the nominal amount of the shares issued by Sun Hing Vision Group Holdings Limited (the “Company”) pursuant to a group reorganisation.

# CONSOLIDATED STATEMENT OF CASH FLOWS

For the year ended 31 March 2024

	2024 HK\$'000	2023 HK\$'000
<b>OPERATING ACTIVITIES</b>		
Loss before tax	(39,013)	(34,354)
Adjustments for:		
Allowance for inventories	495	6,527
Bank interest income	(11,596)	(5,718)
Interest on bank borrowings	1,105	863
Interest on lease liabilities	840	784
Share of losses of joint ventures	2,001	—
Depreciation of property, plant and equipment	15,770	20,809
Depreciation of right-of-use assets	7,835	6,989
Amortisation of intangible assets	1,533	1,856
Impairment losses on property, plant and equipment	—	17,125
Impairment losses on intangible assets	—	8,000
Fair value changes on derivative financial instruments	248	9
Fair value changes on financial asset at fair value through profit or loss	—	1,625
Gain on disposals of property, plant and equipment	(23)	(893)
Gain on early termination of lease	—	(38)
Reversal of impairment losses on trade receivables, net	(2,642)	(3,569)
Operating cash flows before movements in working capital	(23,447)	20,015
Increase in inventories	(19,367)	(5,076)
Decrease in trade and other receivables	8,711	30,973
Increase (decrease) in trade and other payables	9,144	(14,283)
(Decrease) increase in refund liabilities	(273)	216
Cash (used in) generated from operations	(25,232)	31,845
Income tax (paid) refunded	(583)	1,629
<b>NET CASH (USED IN) FROM OPERATING ACTIVITIES</b>	<b>(25,815)</b>	<b>33,474</b>
<b>INVESTING ACTIVITIES</b>		
Purchase of property, plant and equipment	(11,205)	(9,163)
Deposits paid for acquisition of property, plant and equipment and right-of-use assets	(141)	(143)
Capital contribution to a joint venture	(5,499)	(1)
Interest received	11,596	4,887
Proceeds on disposals of property, plant and equipment	61	1,401
<b>NET CASH USED IN INVESTING ACTIVITIES</b>	<b>(5,188)</b>	<b>(3,019)</b>

# CONSOLIDATED STATEMENT OF CASH FLOWS (CONTINUED)

For the year ended 31 March 2024

	2024 HK\$'000	2023 HK\$'000
FINANCING ACTIVITIES		
Repayment of principal of lease liabilities	(8,919)	(10,445)
Dividends paid	(7,884)	(7,884)
Repayment of bank borrowings	(2,020)	(2,096)
Interest paid on bank borrowings	(1,105)	(863)
Interest paid on lease liabilities	(840)	(784)
CASH USED IN FINANCING ACTIVITIES	(20,768)	(22,072)
NET (DECREASE) INCREASE IN CASH AND CASH EQUIVALENTS	(51,771)	8,383
CASH AND CASH EQUIVALENTS AT BEGINNING OF THE YEAR	328,760	324,084
EFFECT OF FOREIGN EXCHANGE RATE CHANGES	(2,460)	(3,707)
CASH AND CASH EQUIVALENTS AT END OF THE YEAR, represented by bank balances and cash	274,529	328,760

# NOTES TO THE CONSOLIDATED FINANCIAL STATEMENTS

For the year ended 31 March 2024

## 1. GENERAL INFORMATION

Sun Hing Vision Group Holdings Limited (the “Company”) is incorporated in Bermuda as an exempted company with limited liability under The Companies Act 1981 of Bermuda (as amended) and its shares are listed on The Stock Exchange of Hong Kong Limited (the “Stock Exchange”). Its parent and ultimate holding company is United Vision International Limited, a company incorporated in the British Virgin Islands (the “BVI”). The addresses of the registered office and principal place of business of the Company are disclosed in the corporate information section of the annual report.

The Company acts as an investment holding company. The principal activities of its principal subsidiaries are set out in note 37.

The consolidated financial statements are presented in Hong Kong dollars (“HK\$”), which is also the functional currency of the Company.

## 2. APPLICATION OF AMENDMENTS TO HONG KONG FINANCIAL REPORTING STANDARDS (“HKFRSs”)

In the current year, the Group has applied the following new and amendments to HKFRSs issued by the Hong Kong Institute of Certified Public Accountants (“HKICPA”) for the first time, which are mandatorily effective for the Group’s annual period beginning on 1 April 2023 for the preparation of the consolidated financial statements:

HKFRS 17 and related amendments	Insurance Contracts
Amendments to HKAS 1 and HKFRS Practice Statement 2	Disclosure of Accounting Policies
Amendments to HKAS 8	Definition of Accounting Estimates
Amendments to HKAS 12	Deferred Tax related to Assets and Liabilities arising from a Single Transaction
Amendments to HKAS 12	International Tax Reform – Pillar Two Model Rules

Excepted as described below, the application of the new and amendments to HKFRSs in the current year has had no material impact on the Group’s financial performance and positions for the current and prior years and/or on the disclosures set out in the consolidated financial statements.

# NOTES TO THE CONSOLIDATED FINANCIAL STATEMENTS (CONTINUED)

For the year ended 31 March 2024

## 2. APPLICATION OF AMENDMENTS TO HONG KONG FINANCIAL REPORTING STANDARDS (“HKFRSs”) (CONTINUED)

### **Impact on application of Amendments to HKAS 1 and HKFRS Practice Statement 2 – Disclosure of Accounting Policies**

HKAS 1 is amended to replace all instances of the term “significant accounting policies” with “material accounting policy information”. Accounting policy information is material if, when considered together with other information included in an entity’s financial statements, it can reasonably be expected to influence decisions that the primary users of general purpose financial statements make on the basis of those financial statements.

The amendments also clarify that accounting policy information may be material because of the nature of the related transactions, other events or conditions, even if the amounts are immaterial. However, not all accounting policy information relating to material transactions, other events or conditions is itself material. If an entity chooses to disclose immaterial accounting policy information, such information must not obscure material accounting policy information.

HKFRS Practice Statement 2 “Making Materiality Judgements” (the “Practice Statement”) is also amended to illustrate how an entity applies the “four-step materiality process” to accounting policy disclosures and to judge whether information about an accounting policy is material to its financial statements. Guidance and examples are added to the Practice Statement.

The application of the amendments has had no material impact on the Group’s financial performance and positions, but has affected the disclosures of accounting policies as set out in note 3.

### **Impact on application of Amendments to HKAS 8 – Definition of Accounting Estimates**

The amendments define accounting estimates as “monetary amounts in financial statements that are subject to measurement uncertainty”. An accounting policy may require items in financial statements to be measured in a way that involves measurement uncertainty – that is, the accounting policy may require such items to be measured at monetary amounts that cannot be observed directly and must instead be estimated. In such case, an entity develops an accounting estimate to achieve the objective set out by the accounting policy. Developing accounting estimates involves the use of judgements or assumptions based on the latest available and reliable information.

In addition, the concept of changes in accounting estimates in HKAS 8 is retained with additional clarifications.

The amendments had no impact on the consolidated financial statements of the Group.

## NOTES TO THE CONSOLIDATED FINANCIAL STATEMENTS (CONTINUED)

For the year ended 31 March 2024

### 2. APPLICATION OF AMENDMENTS TO HONG KONG FINANCIAL REPORTING STANDARDS (“HKFRSs”) (CONTINUED)

#### Impact on application of Amendments to HKAS 12 – Deferred Tax related to Assets and Liabilities arising from a Single Transaction

The amendments to HKAS 12 narrow the scope of the initial recognition exemption of deferred tax liabilities and deferred tax assets so that it no longer applies to transactions that, on initial recognition, give rise to equal taxable and deductible temporary differences, such as leases and decommissioning liabilities. Therefore, entities are required to recognise a deferred tax asset (provided that sufficient taxable profit is available) and a deferred tax liability for temporary differences arising from these transactions. The amendments shall be applied to transactions related to leases and decommissioning obligations at the beginning of the earliest comparative period presented, with any cumulative effect recognised as an adjustment to the opening balance of retained profits at that date. For all other transactions, the amendments are applied to those transactions that occur after the beginning of the earliest period presented.

There was no impact on the consolidated statement of financial position because the related deferred tax balances qualify for offsetting under HKAS 12. There was no impact on the opening retained profits as at 1 April 2022. The key impact to the Group relates to the disclosures of the component of deferred tax assets and liabilities as disclosed in note 19.

#### AMENDMENTS TO HKFRSs IN ISSUE BUT NOT YET EFFECTIVE

The Group has not early applied the following amendments to HKFRSs that have been issued but are not yet effective:

Amendments to HKFRS 10 and HKAS 28	Sale or Contribution of Assets between an Investor and its Associate or Joint Venture <sup>3</sup>
Amendments to HKFRS 16	Lease Liability in a Sale and Leaseback <sup>1</sup>
Amendments to HKAS 1	Classification of Liabilities as Current or Non-current and the related amendments to Hong Kong Interpretation 5 (2020) Presentation of Financial Statements – Classification by the Borrower of a Term Loan that Contains a Repayment on Demand Clause <sup>1</sup>
Amendments to HKAS 1	Non-current Liabilities with Covenants <sup>1</sup>
Amendments to HKAS 7 and HKFRS 7	Supplier Finance Arrangements <sup>1</sup>
Amendments to HKAS 21	Lack of Exchangeability <sup>2</sup>

<sup>1</sup> Effective for annual periods beginning on or after 1 January 2024.

<sup>2</sup> Effective for annual periods beginning on or after 1 January 2025.

<sup>3</sup> Effective for annual periods beginning on or after a date to be determined.

Except for the amendments to HKFRSs mentioned below, the directors of the Company anticipate that the application of all other amendments to HKFRSs will have no material impact on the consolidated financial statements in the foreseeable future.



# NOTES TO THE CONSOLIDATED FINANCIAL STATEMENTS (CONTINUED)

For the year ended 31 March 2024

## 2. APPLICATION OF AMENDMENTS TO HONG KONG FINANCIAL REPORTING STANDARDS (“HKFRSs”) (CONTINUED)

### **Amendments to HKAS 1 “Classification of Liabilities as Current or Non-current” and related amendments to Hong Kong Interpretation 5 (2020) (the “2020 Amendments”) and Amendments to HKAS 1 “Non-current Liabilities with Covenants” (the “2022 Amendments”)**

The 2020 amendments provide clarification and additional guidance on the assessment of right to defer settlement for at least twelve months from reporting date for classification of liabilities as current or non-current, which:

- clarify that if a liability has terms that could, at the option of the counterparty, result in its settlement by the transfer of the entity’s own equity instruments, these terms do not affect its classification as current or non-current only if the entity recognises the option separately as an equity instrument applying HKAS 32 “Financial Instruments: Presentation”.
- specify that the classification of liabilities as current or non-current should be based on rights that are in existence at the end of the reporting period. Specifically, the amendments clarify that the classification should not be affected by management intentions or expectations to settle the liability within 12 months.

For rights to defer settlement for at least twelve months from reporting date which are conditional on the compliance with covenants, the requirements introduced by the 2020 Amendments have been modified by the 2022 Amendments. The 2022 Amendments specify that only covenants with which an entity is required to comply with on or before the end of the reporting period affect the entity’s right to defer settlement of a liability for at least twelve months after the reporting date. Covenants which are required to comply with only after the reporting period do not affect whether that right exists at the end of the reporting period.

In addition, the 2022 Amendments specify the disclosure requirements about information that enables users of financial statements to understand the risk that the liabilities could become repayable within twelve months after the reporting period, if the entity classify liabilities arising from loan arrangements as non-current when the entity’s right to defer settlement of those liabilities is subject to the entity complying with covenants within twelve months after the reporting period.

The 2022 Amendments also defer the effective date of the 2020 Amendments to annual reporting periods beginning on or after 1 January 2024. The 2022 Amendments, together with the 2020 Amendments, are effective for annual reporting periods beginning on or after 1 January 2024, with early application permitted. If an entity applies the 2020 amendments for an earlier period after the issue of the 2022 Amendments, the entity should also apply the 2022 Amendments for that period.

Based on the Group’s outstanding liabilities as at 31 March 2024, the application of the 2020 and 2022 Amendments will not result in reclassification of the Group’s liabilities.

## NOTES TO THE CONSOLIDATED FINANCIAL STATEMENTS (CONTINUED)

For the year ended 31 March 2024

### 3. BASIS OF PREPARATION OF CONSOLIDATED FINANCIAL STATEMENTS AND MATERIAL ACCOUNTING POLICY INFORMATION

#### 3.1 BASIS OF PREPARATION OF CONSOLIDATED FINANCIAL STATEMENTS

The consolidated financial statements have been prepared in accordance with the HKFRSs issued by the HKICPA. For the purpose of preparation of the consolidated financial statements, information is considered material if such information is reasonably expected to influence decisions made by primary users. In addition, the consolidated financial statements include applicable disclosures required by the Rules Governing the Listing of Securities on the Stock Exchange of Hong Kong Limited (“Listing Rules”) and by the Hong Kong Companies Ordinance.

The consolidated financial statements have been prepared on the historical cost basis except for certain financial instruments that are measured at fair values at the end of each reporting period, as explained in the accounting policies set out below.

Historical cost is generally based on the fair value of the consideration given in exchange for goods and services.

Fair value is the price that would be received to sell an asset or paid to transfer a liability in an orderly transaction between market participants at the measurement date, regardless of whether that price is directly observable or estimated using another valuation technique. In estimating the fair value of an asset or a liability, the Group takes into account the characteristics of the asset or liability if market participants would take those characteristics into account when pricing the asset or liability at the measurement date. Fair value for measurement and/or disclosure purposes in these consolidated financial statements is determined on such a basis, except for share-based payment transactions that are within the scope of HKFRS 2 “Share-based Payment”, leasing transactions that are accounted for in accordance with HKFRS 16 and measurements that have some similarities to fair value but are not fair value, such as net realisable value in HKAS 2 “Inventories” or value in use in HKAS 36 “Impairment of Assets”.

In addition, for financial reporting purposes, fair value measurements are categorised into Level 1, 2 or 3 based on the degree to which the inputs to the fair value measurements are observable and the significance of the inputs to the fair value measurement in its entirety, which are described as follows:

- Level 1 inputs are quoted prices (unadjusted) in active markets for identical assets or liabilities that the entity can access at the measurement date;
- Level 2 inputs are inputs, other than quoted prices included within Level 1, that are observable for the asset or liability, either directly or indirectly; and
- Level 3 inputs are unobservable inputs for the asset or liability.

# NOTES TO THE CONSOLIDATED FINANCIAL STATEMENTS (CONTINUED)

For the year ended 31 March 2024

## 3. BASIS OF PREPARATION OF CONSOLIDATED FINANCIAL STATEMENTS AND MATERIAL ACCOUNTING POLICY INFORMATION (CONTINUED)

### 3.2 MATERIAL ACCOUNTING POLICIES

#### Basis of consolidation

The consolidated financial statements incorporate the financial statements of the Company and entities controlled by the Company and its subsidiaries. Control is achieved when the Company:

- has power over the investee;
- is exposed, or has rights, to variable returns from its involvement with the investee; and
- has the ability to use its power to affect its returns.

The Group reassesses whether or not it controls an investee if facts and circumstances indicate that there are changes to one or more of the three elements of control listed above.

Consolidation of a subsidiary begins when the Group obtains control over the subsidiary and ceases when the Group loses control of the subsidiary. Specifically, income and expenses of a subsidiary acquired or disposed of during the year are included in the consolidated statement of profit or loss and other comprehensive income from the date the Group gains control until the date when the Group ceases to control the subsidiary.

Profit or loss and each item of other comprehensive income are attributed to the owners of the Company and to the non-controlling interests. Total comprehensive income of subsidiaries is attributed to the owners of the Company and to the non-controlling interests even if this results in the non-controlling interests having a deficit balance.

When necessary, adjustments are made to the financial statements of subsidiaries to bring their accounting policies in line with the Group's accounting policies.

All intragroup assets and liabilities, equity, income, expenses and cash flows relating to transactions between members of the Group are eliminated in full on consolidation.

#### Changes in the Group's interests in existing subsidiaries

When the Group loses control of a subsidiary, the assets and liabilities of that subsidiary and non-controlling interests (if any) are derecognised. A gain or loss is recognised in profit or loss and is calculated as the difference between (i) the aggregate of the fair value of the consideration received and the fair value of any retained interest and (ii) the carrying amount of the assets (including goodwill), and liabilities of the subsidiary attributable to the owners of the Company. All amounts previously recognised in other comprehensive income in relation to that subsidiary are accounted for as if the Group had directly disposed of the related assets or liabilities of the subsidiary (i.e. reclassified to profit or loss as specified/permitted by applicable HKFRSs).

## NOTES TO THE CONSOLIDATED FINANCIAL STATEMENTS (CONTINUED)

For the year ended 31 March 2024

### 3. BASIS OF PREPARATION OF CONSOLIDATED FINANCIAL STATEMENTS AND MATERIAL ACCOUNTING POLICY INFORMATION (CONTINUED)

#### 3.2 MATERIAL ACCOUNTING POLICIES (CONTINUED)

##### Interests in joint ventures

A joint venture is a joint arrangement whereby the parties that have joint control of the arrangement have rights to the net assets of the joint arrangement. Joint control is the contractually agreed sharing of control of an arrangement, which exists only when decisions about the relevant activities require unanimous consent of the parties sharing control.

The results and assets and liabilities of a joint venture is incorporated in these consolidated financial statements using the equity method of accounting. The financial statements of the joint venture used for equity accounting purposes are prepared using uniform accounting policies as those of the Group for like transactions and events in similar circumstances. Under the equity method, an investment in a joint venture is initially recognised in the consolidated statement of financial position at cost and adjusted thereafter to recognise the Group's share of the profit or loss and other comprehensive income or expense of the joint venture. Changes in net assets of the joint venture other than profit or loss and other comprehensive income or expense are not accounted for unless such changes resulted in changes in ownership interest held by the Group. When the Group's share of losses of a joint venture exceeds the Group's interest in that joint venture (which includes any long-term interests that, in substance, form part of the Group's net investment in the joint venture), the Group discontinues recognising its share of further losses. Additional losses are recognised only to the extent that the Group has incurred legal or constructive obligations or made payments on behalf of the joint venture.

The Group assesses whether there is an objective evidence that the interests in joint ventures may be impaired. When any objective evidence exists, the entire carrying amount of the investment (including goodwill) is tested for impairment in accordance with HKAS 36 as a single asset by comparing its recoverable amount (higher of value in use and fair value less costs of disposal) with its carrying amount. Any impairment loss recognised is not allocated to any assets, including goodwill that forms part of the carrying amount of the investment. Any reversal of that impairment loss is recognised in accordance with HKAS 36 to the extent that the recoverable amount of the investment subsequently increases.

When the Group ceases to have significant influence over a joint venture, it is accounted for as a disposal of the entire interest in the investee with a resulting gain or loss being recognised in profit or loss. In addition, the Group accounts for all amounts previously recognised in other comprehensive income in relation to that joint venture on the same basis as would be required if that joint venture had directly disposed of the related assets or liabilities. Therefore, if a gain or loss previously recognised in other comprehensive income by that joint venture would be reclassified to profit or loss on the disposal of the related assets or liabilities, the Group reclassifies the gain or loss from equity to profit or loss (as a reclassification adjustment) upon disposal of the joint venture.

# NOTES TO THE CONSOLIDATED FINANCIAL STATEMENTS (CONTINUED)

For the year ended 31 March 2024

## 3. BASIS OF PREPARATION OF CONSOLIDATED FINANCIAL STATEMENTS AND MATERIAL ACCOUNTING POLICY INFORMATION (CONTINUED)

### 3.2 MATERIAL ACCOUNTING POLICIES (CONTINUED)

#### Revenue from contracts with customers

The Group recognises revenue when (or as) a performance obligation is satisfied, i.e. when “control” of the goods or services underlying the particular performance obligation is transferred to the customer.

A performance obligation represents a good or service (or a bundle of goods or services) that is distinct or a series of distinct goods or services that are substantially the same.

Except for granting of a license that is distinct from other promised goods or services, control is transferred over time and revenue is recognised over time by reference to the progress towards complete satisfaction of the relevant performance obligation if one of the following criteria is met:

- the customer simultaneously receives and consumes the benefits provided by the Group’s performance as the Group performs;
- the Group’s performance creates or enhances an asset that the customer controls as the Group performs; or
- the Group’s performance does not create an asset with an alternative use to the Group and the Group has an enforceable right to payment for performance completed to date.

Otherwise, revenue is recognised at a point in time when the customer obtains control of the distinct good or service.

For granting of a licence that is distinct from other promised goods or services, the nature of the Group’s promise in granting a licence is a promise to provide a right to access the Group’s intellectual property if all of the following criteria are met:

- the contract requires, or the customer reasonably expects, that the Group will undertake activities that significantly affect the intellectual property to which the customer has rights;
- the rights granted by the licence directly expose the customer to any positive or negative effects of the Group’s activities; and
- those activities do not result in the transfer of a good or a service to the customer as those activities occur.

If the criteria above are met, the Group accounts for the promise to grant a licence as a performance obligation satisfied over time. Otherwise, the Group considers the grant of licence as providing the customers the right to use the Group’s intellectual property and the performance obligation is satisfied at a point in time at which the licence is granted.

## NOTES TO THE CONSOLIDATED FINANCIAL STATEMENTS (CONTINUED)

For the year ended 31 March 2024

### 3. BASIS OF PREPARATION OF CONSOLIDATED FINANCIAL STATEMENTS AND MATERIAL ACCOUNTING POLICY INFORMATION (CONTINUED)

#### 3.2 MATERIAL ACCOUNTING POLICIES (CONTINUED)

##### Revenue from contracts with customers (continued)

##### Variable consideration

For contracts that contain variable consideration (contract of license of trademarks), the Group estimates the amount of consideration to which it will be entitled using the most likely amount, which better predicts the amount of consideration to which the Group will be entitled.

The estimated amount of variable consideration is included in the transaction price only to the extent that it is highly probable that such an inclusion will not result in a significant revenue reversal in the future when the uncertainty associated with the variable consideration is subsequently resolved.

At the end of each reporting period, the Group updates the estimated transaction price (including updating its assessment of whether an estimate of variable consideration is constrained) to represent faithfully the circumstances present at the end of the reporting period and the changes in circumstances during the reporting period.

Notwithstanding the above criteria, the Group shall recognise revenue for a sales-based or usage-based royalty promised in exchange for a licence of intellectual property only when (or as) the later of the following events occurs:

- the subsequent sale or usage occurs; and
- the performance obligation to which some or all of the sales-based or usage-based royalty has been allocated has been satisfied (or partially satisfied).

##### Refund liabilities

The Group recognises a refund liability if the Group expects to refund some or all of the consideration received from customers.

##### Sale with a right of return/exchange

For a sale of products with a right of return/exchange for dissimilar products, the Group recognises all of the following:

- (a) revenue for the transferred products in the amount of consideration to which the Group expects to be entitled (therefore, revenue would not be recognised for the products expected to be returned/exchanged);
- (b) a refund liability; and
- (c) assets (and corresponding adjustment to cost of sales) for their right to recover products from customers and are presented as right to returned goods assets.

# NOTES TO THE CONSOLIDATED FINANCIAL STATEMENTS (CONTINUED)

For the year ended 31 March 2024

## 3. BASIS OF PREPARATION OF CONSOLIDATED FINANCIAL STATEMENTS AND MATERIAL ACCOUNTING POLICY INFORMATION (CONTINUED)

### 3.2 MATERIAL ACCOUNTING POLICIES (CONTINUED)

#### Revenue from contracts with customers (continued)

##### Contract costs

##### *Incremental costs of obtaining a contract*

Incremental costs of obtaining a contract are those costs that the Group incurs to obtain a contract with a customer that it would not have incurred if the contract had not been obtained.

The Group recognises sales commissions as an asset if it expects to recover these costs. The asset so recognised is subsequently amortised to profit or loss on a systematic basis that is consistent with the transfer to the customer of the goods or services to which the assets relate.

The Group applies the practical expedient of expensing all incremental costs to obtain a contract if these costs would otherwise have been fully amortised to profit or loss within one year.

##### Leases

##### Definition of a lease

A contract is, or contains, a lease if the contract conveys the right to control the use of an identified asset for a period of time in exchange for consideration.

For contracts entered into or modified on or after the date of initial application of HKFRS 16 or arising from business combinations, the Group assesses whether a contract is or contains a lease based on the definition under HKFRS 16 at inception, modification date or acquisition date, as appropriate. Such contract will not be reassessed unless the terms and conditions of the contract are subsequently changed. As a practical expedient, leases with similar characteristics are accounted on a portfolio basis when the Group reasonably expects that the effects on the consolidated financial statements would not differ materially from individual leases within the portfolio.

##### The Group as a lessee

##### *Allocation of consideration to components of a contract*

For a contract that contains a lease component and one or more additional lease or non-lease components, the Group allocates the consideration in the contract to each lease component on the basis of the relative stand-alone price of the lease component and the aggregate stand-alone price of the non-lease components, including contract for acquisition of ownership interests of a property which includes both leasehold land and non-lease building components, unless such allocation cannot be made reliably.

The Group applies practical expedient not to separate non-lease components from lease component, and instead account for the lease component and any associated non-lease components as a single lease component.



# NOTES TO THE CONSOLIDATED FINANCIAL STATEMENTS (CONTINUED)

For the year ended 31 March 2024

## 3. BASIS OF PREPARATION OF CONSOLIDATED FINANCIAL STATEMENTS AND MATERIAL ACCOUNTING POLICY INFORMATION (CONTINUED)

### 3.2 MATERIAL ACCOUNTING POLICIES (CONTINUED)

#### Leases (continued)

##### The Group as a lessee (continued)

##### *Short-term leases*

The Group applies the short-term lease recognition exemption to leases of buildings and office equipment that have a lease term of 12 months or less from the commencement date and do not contain a purchase option. Lease payments on short-term leases are recognised as expense on a straight-line basis or another systematic basis over the lease term.

##### *Right-of-use assets*

The cost of right-of-use asset includes:

- the amount of the initial measurement of the lease liability;
- any lease payments made at or before the commencement date, less any lease incentives received;
- any initial direct costs incurred by the Group; and
- an estimate of costs to be incurred by the Group in dismantling and removing the underlying assets, restoring the site on which it is located or restoring the underlying asset to the condition required by the terms and conditions of the lease.

Right-of-use assets are measured at cost, less any accumulated depreciation and impairment losses, and adjusted for any remeasurement of lease liabilities.

Right-of-use assets are depreciated on a straight-line basis over the shorter of its estimated useful life and the lease term.

The Group presents right-of-use assets as a separate line item on the consolidated statement of financial position.

##### *Refundable rental deposits*

Refundable rental deposits paid are accounted under HKFRS 9 “Financial Instruments” and initially measured at fair value. Adjustments to fair value at initial recognition are considered as additional lease payments and included in the cost of right-of-use assets.

##### *Lease liabilities*

At the commencement date of a lease, the Group recognises and measures the lease liability at the present value of lease payments that are unpaid at that date. In calculating the present value of lease payments, the Group uses the incremental borrowing rate at the lease commencement date if the interest rate implicit in the lease is not readily determinable.

# NOTES TO THE CONSOLIDATED FINANCIAL STATEMENTS (CONTINUED)

For the year ended 31 March 2024

## 3. BASIS OF PREPARATION OF CONSOLIDATED FINANCIAL STATEMENTS AND MATERIAL ACCOUNTING POLICY INFORMATION (CONTINUED)

### 3.2 MATERIAL ACCOUNTING POLICIES (CONTINUED)

#### Leases (continued)

##### The Group as a lessee (continued)

##### *Lease liabilities (continued)*

The lease payments include:

- fixed payments (including in-substance fixed payments) less any lease incentives receivable;
- variable lease payments that depend on an index or a rate, initially measured using the index or rate as at the commencement date;
- amounts expected to be payable by the Group under residual value guarantees;
- the exercise price of a purchase option if the Group is reasonably certain to exercise the option; and
- payments of penalties for terminating a lease, if the lease term reflects the Group exercising an option to terminate the lease.

After the commencement date, lease liabilities are adjusted by interest accretion and lease payments.

The Group presents lease liabilities as a separate line item on the consolidated statement of financial position.

##### *Lease modifications*

The Group accounts for a lease modification as a separate lease if:

- the modification increases the scope of the lease by adding the right to use one or more underlying assets; and
- the consideration for the leases increases by an amount commensurate with the stand-alone price for the increase in scope and any appropriate adjustments to that stand-alone price to reflect the circumstances of the particular contract.

For a lease modification that is not accounted for as a separate lease, the Group remeasures the lease liability, less any lease incentives receivable, based on the lease term of the modified lease by discounting the revised lease payments using a revised discount rate at the effective date of the modification.

The Group accounts for the remeasurement of lease liabilities by making corresponding adjustments to the relevant right-of-use asset. When the modified contract contains a lease component and one or more additional lease or non-lease components, the Group allocates the consideration in the modified contract to each lease component on the basis of the relative stand-alone price of the lease component and the aggregate stand-alone price of the non-lease components.

## NOTES TO THE CONSOLIDATED FINANCIAL STATEMENTS (CONTINUED)

For the year ended 31 March 2024

### 3. BASIS OF PREPARATION OF CONSOLIDATED FINANCIAL STATEMENTS AND MATERIAL ACCOUNTING POLICY INFORMATION (CONTINUED)

#### 3.2 MATERIAL ACCOUNTING POLICIES (CONTINUED)

##### **Leases (continued)**

##### **The Group as a lessor**

##### *Classification and measurement of leases*

Leases for which the Group is a lessor are classified as finance or operating leases. Whenever the terms of the lease transfer substantially all the risks and rewards incidental to ownership of an underlying asset to the lessee, the contract is classified as a finance lease. All other leases are classified as operating leases.

Rental income from operating leases is recognised in profit or loss on a straight-line basis over the terms of the relevant lease. Initial direct costs incurred in negotiating and arranging an operating lease are added to the carrying amount of the leased asset, and such costs are recognised as an expense on a straight-line basis over the lease term.

##### *Refundable rental deposits*

Refundable rental deposits received are accounted for under HKFRS 9 and initially measured at fair value. Adjustments to fair value at initial recognition are considered as additional lease payments from lessees.

##### *Sublease*

When the Group is an intermediate lessor, it accounts for the head lease and the sublease as two separate contracts. The sublease is classified as a finance or operating lease by reference to the right-of-use asset arising from the head lease, not with reference to the underlying asset.

##### *Lease modification*

Changes in considerations of lease contracts that were not part of the original terms and conditions are accounted for as lease modifications, including lease incentives provided through forgiveness or reduction of rentals.

The Group accounts for a modification to an operating lease as a new lease from the effective date of the modification, considering any prepaid or accrued lease payments relating to the original lease as part of the lease payments for the new lease.

# NOTES TO THE CONSOLIDATED FINANCIAL STATEMENTS (CONTINUED)

For the year ended 31 March 2024

## 3. BASIS OF PREPARATION OF CONSOLIDATED FINANCIAL STATEMENTS AND MATERIAL ACCOUNTING POLICY INFORMATION (CONTINUED)

### 3.2 MATERIAL ACCOUNTING POLICIES (CONTINUED)

#### **Property, plant and equipment**

Property, plant and equipment are tangible assets that are held for use in the production or supply of goods or services, or for administrative purposes (other than properties under construction as described below). Property, plant and equipment are stated in the consolidated statement of financial position at cost less subsequent accumulated depreciation and subsequent accumulated impairment losses, if any.

Properties in the course of construction for production, supply or administrative purposes (i.e. construction in progress) are carried at cost, less any recognised impairment loss. Costs include any costs directly attributable to bringing the asset to the location and condition necessary for it to be capable of operating in the manner intended by management including costs of testing whether the related assets is functioning properly and, for qualifying assets, borrowing costs capitalised in accordance with the Group's accounting policy. Depreciation of these assets, on the same basis as other property assets, commences when the assets are ready for their intended use.

When the Group makes payments for ownership interests of properties which includes both leasehold land and building elements, the entire consideration is allocated between the leasehold land and the building elements in proportion to the relative fair values at initial recognition. To the extent the allocation of the relevant payments can be made reliably, interest in leasehold land is presented as "right-of-use assets" in the consolidated statement of financial position. When the consideration cannot be allocated reliably between non-lease building element and undivided interest in the underlying leasehold land, the entire properties are classified as property, plant and equipment.

Depreciation is recognised so as to write off the cost of property, plant and equipment, other than construction in progress, less their residual values over their estimated useful lives, using the straight-line method. The estimated useful lives, residual values and depreciation method are reviewed at the end of each reporting period, with the effect of any changes in estimate accounted for on a prospective basis.

An item of property, plant and equipment is derecognised upon disposal or when no future economic benefits are expected to arise from the continued use of the asset. Any gain or loss arising on the disposal or retirement of an item of property, plant and equipment is determined as the difference between the sales proceeds and the carrying amount of the asset and is recognised in profit or loss.

#### **Deposits paid for acquisition of property, plant and equipment and right-of-use asset**

Deposits paid for acquisition of property, plant and equipment and right-of-use asset are stated in the consolidated statement of financial position at cost less any subsequent accumulated impairment losses, if any. An item of deposits paid for acquisition of property, plant and equipment or right-of-use asset is transferred to property, plant and equipment or right-of-use asset upon receipt by the Group and is ready for its intended use.

## NOTES TO THE CONSOLIDATED FINANCIAL STATEMENTS (CONTINUED)

For the year ended 31 March 2024

### 3. BASIS OF PREPARATION OF CONSOLIDATED FINANCIAL STATEMENTS AND MATERIAL ACCOUNTING POLICY INFORMATION (CONTINUED)

#### 3.2 MATERIAL ACCOUNTING POLICIES (CONTINUED)

##### **Intangible assets**

##### **Intangible assets acquired separately**

Intangible assets with finite useful lives that are acquired separately are carried at costs less accumulated amortisation and any accumulated impairment losses. Amortisation for intangible assets with finite useful lives is recognised on a straight-line basis over their estimated useful lives. The estimated useful life and amortisation method are reviewed at the end of each reporting period, with the effect of any changes in estimate being accounted for on a prospective basis.

An intangible asset is derecognised on disposal, or when no future economic benefits are expected from use or disposal. Gains and losses arising from derecognition of an intangible asset, measured as the difference between the net disposal proceeds and the carrying amount of the asset, are recognised in profit or loss when the asset is derecognised.

##### **Impairment on property, plant and equipment, right-of-use assets and intangible assets**

At the end of the reporting period, the Group reviews the carrying amounts of its property, plant and equipment, right-of-use assets and intangible assets with finite useful lives to determine whether there is any indication that those assets have suffered an impairment loss. If any such indication exists, the recoverable amount of the relevant asset is estimated in order to determine the extent of the impairment loss (if any).

The recoverable amount of property, plant and equipment, right-of-use assets, and intangible assets are estimated individually. When it is not possible to estimate the recoverable amount individually, the Group estimates the recoverable amount of the cash-generating unit ("CGU") to which the asset belongs.

In testing a CGU for impairment, corporate assets are allocated to the relevant cash-generating unit when a reasonable and consistent basis of allocation can be established, or otherwise they are allocated to the smallest group of CGUs for which a reasonable and consistent allocation basis can be established. The recoverable amount is determined for the CGU or group of CGUs to which the corporate asset belongs, and is compared with the carrying amount of the relevant CGU or group of CGUs.

Recoverable amount is the higher of fair value less costs of disposal and value in use. In assessing value in use, the estimated future cash flows are discounted to their present value using a pre-tax discount rate that reflects current market assessments of the time value of money and the risks specific to the asset (or a CGU) for which the estimates of future cash flows have not been adjusted.

# NOTES TO THE CONSOLIDATED FINANCIAL STATEMENTS (CONTINUED)

For the year ended 31 March 2024

## 3. BASIS OF PREPARATION OF CONSOLIDATED FINANCIAL STATEMENTS AND MATERIAL ACCOUNTING POLICY INFORMATION (CONTINUED)

### 3.2 MATERIAL ACCOUNTING POLICIES (CONTINUED)

#### **Impairment on property, plant and equipment, right-of-use assets and intangible assets (continued)**

If the recoverable amount of an asset (or a CGU) is estimated to be less than its carrying amount, the carrying amount of the asset (or a CGU) is reduced to its recoverable amount. For corporate assets or portion of corporate assets which cannot be allocated on a reasonable and consistent basis to a CGU, the Group compares the carrying amount of a group of CGUs, including the carrying amounts of the corporate assets or portion of corporate assets allocated to that group of CGUs, with the recoverable amount of the group of CGUs. In allocating the impairment loss, the impairment loss is allocated first to reduce the carrying amount of any goodwill (if applicable) and then to the other assets on a pro-rata basis based on the carrying amount of each asset in the unit or the group of CGUs. The carrying amount of an asset is not reduced below the highest of its fair value less costs of disposal (if measurable), its value in use (if determinable) and zero. The amount of the impairment loss that would otherwise have been allocated to the asset is allocated pro rata to the other assets of the unit or the group of CGUs. An impairment loss is recognised immediately in profit or loss.

Where an impairment loss subsequently reverses, the carrying amount of the asset (or CGU or the group of CGUs) is increased to the revised estimate of its recoverable amount, but so that the increased carrying amount does not exceed the carrying amount that would have been determined had no impairment loss been recognised for the asset (or a CGU or the group of CGUs) in prior years. A reversal of an impairment loss is recognised immediately in profit or loss.

#### **Foreign currencies**

In preparing the financial statements of each individual group entity, transactions in currencies other than the functional currency of that entity (foreign currencies) are recognised at the rates of exchanges prevailing on the dates of the transactions. At the end of the reporting period, monetary items denominated in foreign currencies are retranslated at the rates prevailing at that date. Non-monetary items that are measured in terms of historical cost in a foreign currency are not retranslated.

Exchange differences arising on the settlement of monetary items, and on the retranslation of monetary items, are recognised in profit or loss in the period in which they arise.

For the purposes of presenting the consolidated financial statements, the assets and liabilities of the Group's operations with functional currency other than the presentation currency of the Group are translated into the presentation currency of the Group (i.e. HK\$) using exchange rates prevailing at the end of the reporting period. Income and expenses are translated at the average exchange rates for the period, unless exchange rates fluctuated significantly during the period, in which cases, the exchange rates prevailing at the dates of transactions are used. Exchange differences arising, if any, are recognised in other comprehensive income and accumulated in equity under the heading of translation reserve (attributed to non-controlling interests as appropriate).

## NOTES TO THE CONSOLIDATED FINANCIAL STATEMENTS (CONTINUED)

For the year ended 31 March 2024

### 3. BASIS OF PREPARATION OF CONSOLIDATED FINANCIAL STATEMENTS AND MATERIAL ACCOUNTING POLICY INFORMATION (CONTINUED)

#### 3.2 MATERIAL ACCOUNTING POLICIES (CONTINUED)

##### Foreign currencies (continued)

On the disposal of a foreign operation (that is, a disposal of the Group's entire interest in a foreign operation or interest in a joint venture that includes a foreign operation), all of the exchange differences accumulated in equity in respect of that operation attributable to the owners of the Company are reclassified to profit or loss.

##### Government grants

Government grants are not recognised until there is reasonable assurance that the Group will comply with the conditions attaching to them and that the grants will be received.

Government grants are recognised in profit or loss on a systematic basis over the periods in which the Group recognises as expenses the related costs for which the grants are intended to compensate.

Government grants related to income that are receivable as compensation for expenses or losses already incurred or for the purpose of giving immediate financial support to the Group with no future related costs are recognised in profit or loss in the period in which they become receivable. Government grants relating to compensation of expenses are deducted from the related expenses, other government grants are presented under "other income, gains and losses".

##### Employee benefits

##### Retirement benefit costs

Payments to defined contribution retirement benefits scheme, state-managed retirement benefit scheme and the Mandatory Provident Fund Scheme ("MPF Scheme") are recognised as an expenses when employees have rendered services entitling them to the contributions.

##### Short term employee benefits

Short term employee benefits are recognised at the undiscounted amount of the benefits expected to be paid as and when employees rendered the services. All short term employee benefits are recognised as an expense unless another HKFRS requires or permits the inclusion of the benefit in the cost of an asset.

A liability is recognised for benefits accruing to employees (such as wages and salaries) after deducting any amount already paid.

# NOTES TO THE CONSOLIDATED FINANCIAL STATEMENTS (CONTINUED)

For the year ended 31 March 2024

## **3. BASIS OF PREPARATION OF CONSOLIDATED FINANCIAL STATEMENTS AND MATERIAL ACCOUNTING POLICY INFORMATION (CONTINUED)**

### **3.2 MATERIAL ACCOUNTING POLICIES (CONTINUED)**

#### **Taxation**

Income tax expense represents the sum of the tax currently payable and deferred tax.

The tax currently payable is based on taxable profit for the year. Taxable profit differs from loss before tax because of income or expense that are taxable or deductible in other years and items that are never taxable or deductible. The Group's liability for current tax is calculated using tax rates that have been enacted or substantively enacted by the end of the reporting period.

Deferred tax is recognised on temporary differences between the carrying amounts of assets and liabilities in the consolidated financial statements and the corresponding tax bases used in the computation of taxable profit. Deferred tax liabilities are generally recognised for all taxable temporary differences. Deferred tax assets are generally recognised for all deductible temporary differences to the extent that it is probable that taxable profits will be available against which those deductible temporary differences can be utilised. Such deferred tax assets and liabilities are not recognised if the temporary difference arises from the initial recognition of assets and liabilities in a transaction that affects neither the taxable profit nor the accounting profit and at the time of the transaction does not give rise to equal taxable and deductible temporary differences.

Deferred tax liabilities are recognised for taxable temporary differences associated with investments in subsidiaries and interests in joint ventures, except where the Group is able to control the reversal of the temporary difference and it is probable that the temporary difference will not reverse in the foreseeable future. Deferred tax assets arising from deductible temporary differences associated with such investments and interest are only recognised to the extent that it is probable that there will be sufficient taxable profits against which to utilise the benefits of the temporary differences and they are expected to reverse in the foreseeable future.

The carrying amount of deferred tax assets is reviewed at the end of each reporting period and reduced to the extent that it is no longer probable that sufficient taxable profits will be available to allow all or part of the asset to be recovered.

Deferred tax assets and liabilities are measured at the tax rates that are expected to apply in the period in which the liability is settled or the asset is realised, based on tax rate (and tax laws) that have been enacted or substantively enacted by the end of the reporting period.

The measurement of deferred tax liabilities and assets reflects the tax consequences that would follow from the manner in which the Group expects, at the end of the reporting period, to recover or settle the carrying amount of its assets and liabilities.



## NOTES TO THE CONSOLIDATED FINANCIAL STATEMENTS (CONTINUED)

For the year ended 31 March 2024

### 3. BASIS OF PREPARATION OF CONSOLIDATED FINANCIAL STATEMENTS AND MATERIAL ACCOUNTING POLICY INFORMATION (CONTINUED)

#### 3.2 MATERIAL ACCOUNTING POLICIES (CONTINUED)

##### **Taxation (continued)**

For the purposes of measuring deferred tax for leasing transactions in which the Group recognises the right-of-use assets and the related lease liabilities, the Group first determines whether the tax deductions are attributable to the right-of-use assets or the lease liabilities.

For leasing transactions in which the tax deductions are attributable to the lease liabilities, the Group applies HKAS 12 requirements to the lease liabilities, and the related assets separately. The Group recognises a deferred tax asset related to lease liabilities to the extent that it is probable that taxable profit will be available against which the deductible temporary difference can be utilised and a deferred tax liability for all taxable temporary differences.

Deferred tax assets and liabilities are offset when there is a legally enforceable right to set off current tax assets against current tax liabilities and when they relate to income taxes levied to the same taxable entity by the same taxation authority.

Current and deferred tax are recognised in profit or loss.

##### **Cash and cash equivalents**

Cash and cash equivalents presented on the consolidated statement of financial position include:

- (a) cash, which comprises of cash on hand and demand deposits excluding bank balances that are subject to regulatory restrictions that result in such balances no longer meeting the definition of cash; and
- (b) cash equivalents, which comprises of short-term (generally with original maturity of three months or less), highly liquid investments that are readily convertible to a known amount of cash and which are subject to an insignificant risk of changes in value. Cash equivalents are held for the purpose of meeting short-term cash commitments rather than for investment or other purposes.

For the purposes of the consolidated statement of cash flows, cash and cash equivalents consist of cash and cash equivalents as defined above.

# NOTES TO THE CONSOLIDATED FINANCIAL STATEMENTS (CONTINUED)

For the year ended 31 March 2024

## 3. BASIS OF PREPARATION OF CONSOLIDATED FINANCIAL STATEMENTS AND MATERIAL ACCOUNTING POLICY INFORMATION (CONTINUED)

### 3.2 MATERIAL ACCOUNTING POLICIES (CONTINUED)

#### **Inventories**

Inventories are stated at the lower of cost and net realisable value. Cost of inventories are determined on a first-in, first-out method. Net realisable value represents the estimated selling price for inventories less all estimated costs of completion and costs necessary to make the sale. Costs necessary to make the sale include incremental costs directly attributable to the sale and non-incremental costs which the Group must incur to make the sale.

#### **Borrowing cost**

Borrowing costs, other than those directly attributable to the acquisition, construction or production of qualifying assets, are recognised in profit or loss in the period in which they are incurred.

#### **Financial instruments**

Financial assets and financial liabilities are recognised when a group entity becomes a party to the contractual provisions of the instrument. All regular way purchases or sales of financial assets are recognised and derecognised on a trade date basis. Regular way purchases or sales are purchases or sales of financial assets that require delivery of assets within the time frame established by regulation or convention in the market place.

Financial assets and financial liabilities are initially measured at fair value except for trade receivables arising from contracts with customers which are initially measured in accordance with HKFRS 15 “Revenue from Contracts with Customers”. Transaction costs that are directly attributable to the acquisition or issue of financial assets and financial liabilities (other than financial assets or financial liabilities at fair value through profit or loss (“FVTPL”)) are added to or deducted from the fair value of the financial assets or financial liabilities, as appropriate, on initial recognition. Transaction costs directly attributable to the acquisition of financial assets or financial liabilities at FVTPL are recognised immediately in profit or loss.

The effective interest method is a method of calculating the amortised cost of a financial asset or financial liability and of allocating interest income and interest expense over the relevant period. The effective interest rate is the rate that exactly discounts estimated future cash receipts and payments (including all fees and points paid or received that form an integral part of the effective interest rate, transaction costs and other premiums or discounts) through the expected life of the financial asset or financial liability, or, where appropriate, a shorter period to the net carrying amount on initial recognition.

## NOTES TO THE CONSOLIDATED FINANCIAL STATEMENTS (CONTINUED)

For the year ended 31 March 2024

### 3. BASIS OF PREPARATION OF CONSOLIDATED FINANCIAL STATEMENTS AND MATERIAL ACCOUNTING POLICY INFORMATION (CONTINUED)

#### 3.2 MATERIAL ACCOUNTING POLICIES (CONTINUED)

##### Financial instruments (continued)

##### Financial assets

##### *Classification and subsequent measurement of financial assets*

Financial assets that meet the following conditions are subsequently measured at amortised cost:

- the financial asset is held within a business model whose objective is to collect contractual cash flows; and
- the contractual terms give rise on specified dates to cash flows that are solely payments of principal and interest on the principal amount outstanding.

Financial assets that meet the following conditions are subsequently measured at fair value through other comprehensive income (“FVTOCI”):

- the financial asset is held within a business model whose objective is achieved by both selling and collecting contractual cash flows; and
- the contractual terms give rise on specified dates to cash flows that are solely payments of principal and interest on the principal amount outstanding.

All other financial assets are subsequently measured at FVTPL, except that at initial recognition of a financial asset, the Group may irrevocably elect to present subsequent changes in fair value of an equity investment in other comprehensive income if that equity investment is neither held for trading nor contingent consideration recognised by an acquirer in a business combination to which HKFRS 3 “Business Combinations” applies.

A financial asset is held for trading if:

- it has been acquired principally for the purpose of selling in the near term; or
- on initial recognition it is a part of a portfolio of identified financial instruments that the Group manages together and has a recent actual pattern of short-term profit-taking; or
- it is a derivative that is not designated and effective as a hedging instrument.

In addition, the Group may irrevocably designate a financial asset that are required to be measured at the amortised cost or FVTOCI as measured at FVTPL if doing so eliminates or significantly reduces an accounting mismatch.

# NOTES TO THE CONSOLIDATED FINANCIAL STATEMENTS (CONTINUED)

For the year ended 31 March 2024

## 3. BASIS OF PREPARATION OF CONSOLIDATED FINANCIAL STATEMENTS AND MATERIAL ACCOUNTING POLICY INFORMATION (CONTINUED)

### 3.2 MATERIAL ACCOUNTING POLICIES (CONTINUED)

#### Financial instruments (continued)

##### Financial assets (continued)

*Classification and subsequent measurement of financial assets (continued)*

(i) Amortised cost and interest income

Interest income is recognised using the effective interest method for financial assets measured subsequently at amortised cost. Interest income is calculated by applying the effective interest rate to the gross carrying amount of a financial asset, except for financial assets that have subsequently become credit-impaired (see below). For financial assets that have subsequently become credit-impaired, interest income is recognised by applying the effective interest rate to the amortised cost of the financial asset from the next reporting period. If the credit risk on the credit-impaired financial instrument improves so that the financial asset is no longer credit-impaired, interest income is recognised by applying the effective interest rate to the gross carrying amount of the financial asset from the beginning of the reporting period following the determination that the asset is no longer credit-impaired.

(ii) Financial assets at FVTPL

Financial assets that do not meet the criteria for being measured at amortised cost or FVTOCI or designated as FVTOCI are measured at FVTPL.

Financial assets at FVTPL are measured at fair value at the end of each reporting period, with any fair value gains or losses recognised in profit or loss. The net gain or loss recognised in profit or loss is included in the “other income, gains and losses” line item.

*Impairment of financial assets subject to impairment assessment under HKFRS 9*

The Group performs impairment assessment under expected credit loss (“ECL”) model on financial assets (including trade receivables, deposits, other receivables and bank balances) which are subject to impairment assessment under HKFRS 9. The amount of ECL is updated at each reporting date to reflect changes in credit risk since initial recognition.

Lifetime ECL represents the ECL that will result from all possible default events over the expected life of the relevant instrument. In contrast, 12-month ECL (“12m ECL”) represents the portion of lifetime ECL that is expected to result from default events that are possible within 12 months after the reporting date. Assessment are done based on the Group’s historical credit loss experience, adjusted for factors that are specific to the debtors, general economic conditions and an assessment of both the current conditions at the reporting date as well as the forecast of future conditions.

## NOTES TO THE CONSOLIDATED FINANCIAL STATEMENTS (CONTINUED)

For the year ended 31 March 2024

### 3. BASIS OF PREPARATION OF CONSOLIDATED FINANCIAL STATEMENTS AND MATERIAL ACCOUNTING POLICY INFORMATION (CONTINUED)

#### 3.2 MATERIAL ACCOUNTING POLICIES (CONTINUED)

##### Financial instruments (continued)

##### Financial assets (continued)

*Impairment of financial assets subject to impairment assessment under HKFRS 9 (continued)*

The Group always recognises lifetime ECL for trade receivables. The ECL are assessed individually for debtors with significant and credit-impaired balances. The remaining debtors are assessed collectively with similar credit risks characteristics using a provision matrix based primarily on the debtors' aging profiles.

For all other instruments, the Group measures the loss allowance equal to 12m ECL, unless when there has been a significant increase in credit risk since initial recognition, in which case the Group recognises lifetime ECL. The assessment of whether lifetime ECL should be recognised is based on significant increases in the likelihood or risk of a default occurring since initial recognition.

##### (i) Significant increase in credit risk

In assessing whether the credit risk has increased significantly since initial recognition, the Group compares the risk of a default occurring on the financial instrument as at the reporting date with the risk of a default occurring on the financial instrument as at the date of initial recognition. In making this assessment, the Group considers both quantitative and qualitative information that is reasonable and supportable, including historical experience and forward-looking information that is available without undue cost or effort.

In particular, the following information is taken into account when assessing whether credit risk has increased significantly:

- an actual or expected significant deterioration in the financial instrument's external (if available) or internal credit rating;
- significant deterioration in external market indicators of credit risk, e.g. a significant increase in the credit spread, the credit default swap prices for the debtor;
- existing or forecast adverse changes in business, financial or economic conditions that are expected to cause a significant decrease in the debtor's ability to meet its debt obligations;
- an actual or expected significant deterioration in the operating results of the debtor;
- an actual or expected significant adverse change in the regulatory, economic, or technological environment of the debtor that results in a significant decrease in the debtor's ability to meet its debt obligations.

Irrespective of the outcome of the above assessment, the Group presumes that the credit risk has increased significantly since initial recognition when contractual payments are more than 30 days past due, unless the Group has reasonable and supportable information that demonstrates otherwise.

# NOTES TO THE CONSOLIDATED FINANCIAL STATEMENTS (CONTINUED)

For the year ended 31 March 2024

## 3. BASIS OF PREPARATION OF CONSOLIDATED FINANCIAL STATEMENTS AND MATERIAL ACCOUNTING POLICY INFORMATION (CONTINUED)

### 3.2 MATERIAL ACCOUNTING POLICIES (CONTINUED)

#### Financial instruments (continued)

#### Financial assets (continued)

*Impairment of financial assets subject to impairment assessment under HKFRS 9 (continued)*

#### (i) Significant increase in credit risk (continued)

Despite the foregoing, the Group assumes that the credit risk on a debt instrument has not increased significantly since initial recognition if the debt instrument is determined to have low credit risk at the reporting date. A debt instrument is determined to have low credit risk if i) it has a low risk of default, ii) the borrower has a strong capacity to meet its contractual cash flow obligations in the near term and iii) adverse changes in economic and business conditions in the longer term may, but will not necessarily, reduce the ability of the borrower to fulfil its contractual cash flow obligations. The Group considers a debt instrument to have low credit risk when it has an internal or external credit rating of “investment grade” as per globally understood definitions.

The Group regularly monitors the effectiveness of the criteria used to identify whether there has been a significant increase in credit risk and revises them as appropriate to ensure that the criteria are capable of identifying significant increase in credit risk before the amount becomes past due.

#### (ii) Definition of default

For internal credit risk management, the Group considers an event of default occurs when information developed internally or obtained from external sources indicates that the debtor is unlikely to pay its creditors, including the Group, in full (without taking into account any collaterals held by the Group).

Irrespective of the above, the Group considers that default has occurred when a financial asset is more than 90 days past due unless the Group has reasonable and supportable information to demonstrate that a more lagging default criterion is more appropriate.

#### (iii) Credit-impaired financial assets

A financial asset is credit-impaired when one or more events that have a detrimental impact on the estimated future cash flows of that financial asset have occurred. Evidence that a financial asset is credit-impaired includes observable data about the following events:

- (a) significant financial difficulty of the issuer or the borrower;
- (b) a breach of contract, such as a default or past due event;
- (c) the lender(s) of the borrower, for economic or contractual reasons relating to the borrower’s financial difficulty, having granted to the borrower a concession(s) that the lender(s) would not otherwise consider; or
- (d) it is becoming probable that the borrower will enter bankruptcy or other financial reorganisation.

## NOTES TO THE CONSOLIDATED FINANCIAL STATEMENTS (CONTINUED)

For the year ended 31 March 2024

### 3. BASIS OF PREPARATION OF CONSOLIDATED FINANCIAL STATEMENTS AND MATERIAL ACCOUNTING POLICY INFORMATION (CONTINUED)

#### 3.2 MATERIAL ACCOUNTING POLICIES (CONTINUED)

##### Financial instruments (continued)

##### Financial assets (continued)

*Impairment of financial assets subject to impairment assessment under HKFRS 9 (continued)*

##### (iv) Write-off policy

The Group writes off a financial asset when there is information indicating that the counterparty is in severe financial difficulty and there is no realistic prospect of recovery, for example, when the counterparty has been placed under liquidation or has entered into bankruptcy proceedings, or in the case of trade receivables, when the amounts are over two years past due, whichever occurs sooner. Financial assets written off may still be subject to enforcement activities under the Group's recovery procedures, taking into account legal advice where appropriate. A write-off constitutes a derecognition event. Any subsequent recoveries are recognised in profit or loss.

##### (v) Measurement and recognition of ECL

The measurement of ECL is a function of the probability of default, loss given default (i.e. the magnitude of the loss if there is a default) and the exposure at default. The assessment of the probability of default and loss given default is based on historical data and forward-looking information. Estimation of ECL reflects an unbiased and probability-weighted amount that is determined with the respective risks of default occurring as the weights. The Group uses a practical expedient in estimating ECL on trade receivables, other than those significant and credit-impaired balances, using a provision matrix taking into consideration historical credit loss experience, adjusted for forward looking information that is available without undue cost or effort.

Generally, the ECL is the difference between all contractual cash flows that are due to the Group in accordance with the contract and the cash flows that the Group expects to receive, discounted at the effective interest rate determined at initial recognition.

Lifetime ECL for certain trade receivables are considered on a collective basis taking into consideration past due information and relevant credit information such as forward looking macroeconomic information.

For collective assessment, the Group takes into consideration the following characteristics when formulating the grouping:

- Past-due status;
- Nature, size and industry of debtors; and
- External credit ratings where available.

# NOTES TO THE CONSOLIDATED FINANCIAL STATEMENTS (CONTINUED)

For the year ended 31 March 2024

## 3. BASIS OF PREPARATION OF CONSOLIDATED FINANCIAL STATEMENTS AND MATERIAL ACCOUNTING POLICY INFORMATION (CONTINUED)

### 3.2 MATERIAL ACCOUNTING POLICIES (CONTINUED)

#### Financial instruments (continued)

##### Financial assets (continued)

*Impairment of financial assets subject to impairment assessment under HKFRS 9 (continued)*

##### (v) Measurement and recognition of ECL (continued)

The grouping is regularly reviewed by management to ensure the constituents of each group continue to share similar credit risk characteristics.

Interest income is calculated based on the gross carrying amount of the financial asset unless the financial asset is credit-impaired, in which case interest income is calculated based on amortised cost of the financial asset.

The Group recognises an impairment losses in profit or loss for all financial instruments by adjusting their carrying amount, with the exception of trade receivables where the corresponding adjustment is recognised through a loss allowance account.

##### *Derecognition of financial assets*

The Group derecognises a financial asset only when the contractual rights to the cash flows from the asset expire, or when it transfers the financial asset and substantially all the risks and rewards of ownership of the asset to another entity.

On derecognition of a financial asset measured at amortised cost, the difference between the asset's carrying amount and the sum of the consideration received and receivable is recognised in profit or loss.

#### Financial liabilities and equity

##### *Classification as debt or equity*

Debt and equity instruments are classified as either financial liabilities or as equity in accordance with the substance of the contractual arrangements and the definitions of a financial liability and an equity instrument.

##### *Equity instruments*

An equity instrument is any contract that evidences a residual interest in the assets of an entity after deducting all of its liabilities. Equity instruments issued by the Company are recognised at the proceeds received, net of direct issue costs.

##### *Financial liabilities*

All financial liabilities are subsequently measured at amortised cost using the effective interest method or at FVTPL.



## NOTES TO THE CONSOLIDATED FINANCIAL STATEMENTS (CONTINUED)

For the year ended 31 March 2024

### 3. BASIS OF PREPARATION OF CONSOLIDATED FINANCIAL STATEMENTS AND MATERIAL ACCOUNTING POLICY INFORMATION (CONTINUED)

#### 3.2 MATERIAL ACCOUNTING POLICIES (CONTINUED)

##### **Financial instruments (continued)**

##### **Financial liabilities and equity (continued)**

##### *Financial liabilities at FVTPL*

Financial liabilities are classified as at FVTPL when the financial liability is (i) contingent consideration of an acquirer in a business combination to which HKFRS 3 applies, (ii) held for trading or (iii) it is designated as at FVTPL.

A financial liability is held for trading if:

- it has been acquired principally for the purpose of repurchasing it in the near term; or
- on initial recognition it is part of a portfolio of identified financial instruments that the Group manages together and has a recent actual pattern of short-term profit-taking; or
- it is a derivative, except for a derivative that is a financial guarantee contract or a designated and effective hedging instrument.

##### *Financial liabilities at amortised cost*

Financial liabilities including trade and other payables and bank borrowings are subsequently measured at amortised cost using the effective interest method.

##### *Derecognition of financial liabilities*

The Group derecognises financial liabilities when, and only when, the Group's obligations are discharged, cancelled or have expired. The difference between the carrying amount of the financial liability derecognised and the consideration paid and payable is recognised in profit or loss.

##### **Derivative financial instruments**

Derivatives are initially recognised at fair value at the date when derivative contracts are entered into and are subsequently remeasured to their fair value at the end of the reporting period. The resulting gain or loss is recognised in profit or loss.

# NOTES TO THE CONSOLIDATED FINANCIAL STATEMENTS (CONTINUED)

For the year ended 31 March 2024

## **4. KEY SOURCES OF ESTIMATION UNCERTAINTY**

In the application of the Group's accounting policies, which are described in note 3, the directors of the Company are required to make judgments, estimates and assumptions about the carrying amounts of assets and liabilities that are not readily apparent from other sources. The estimates and underlying assumptions are based on historical experience and other factors that are considered to be relevant. Actual results may differ from these estimates.

The estimates and underlying assumptions are reviewed on an on-going basis. Revisions to accounting estimates are recognised in the period in which the estimate is revised if the revision affects only that period, or in the period of the revision and future periods if the revision affects both current and future periods.

The following are the key assumptions concerning the future, and other key sources of estimation uncertainty at the end of the reporting period, that have a significant risk of causing a material adjustment to the carrying amounts of assets within the next financial year.

### **RECOGNITION OF DEFERRED TAX ASSETS**

As at 31 March 2024, the Group recognised deferred tax assets of HK\$26,182,000 (2023: HK\$16,214,000) in respect of HK\$158,676,000 (2023: HK\$98,265,000) of unused tax losses. No deferred tax asset has been recognised in respect of the remaining tax losses of HK\$2,941,000 (2023: HK\$2,856,000) due to the unpredictability of future profit streams. The realisability of the deferred tax asset mainly depends on whether sufficient future profits or taxable temporary differences will be available in the future, which is a key source of estimation uncertainty. In cases where the actual future profits generated are less than or more than expected, a material reversal or recognition of deferred tax assets may arise, which would be recognised in profit or loss for the period in which such a reversal or recognition takes place.

### **PROVISION OF ECL FOR TRADE RECEIVABLES**

Except for trade receivables with significant and credit-impaired balances which are assessed for ECL individually, the Group uses provision matrix to calculate ECL for the remaining trade receivables collectively. The provision rates are based on past due analysis by groupings of various debtors that have similar loss patterns. The provision matrix is based on the Group's historical default rates taking into consideration of both quantitative and qualitative information that is reasonable and supportable including forward-looking information that is available without undue costs or effort. At the end of each reporting period, the historical observed default rates are reassessed and forward-looking information are reconsidered.

The provision of ECL is sensitive to changes in estimates. The information about the Group's trade receivables and the ECL are disclosed in notes 21 and 31.

## NOTES TO THE CONSOLIDATED FINANCIAL STATEMENTS (CONTINUED)

For the year ended 31 March 2024

### 4. KEY SOURCES OF ESTIMATION UNCERTAINTY (CONTINUED)

#### ESTIMATED IMPAIRMENT OF IDENTIFIED LONG-LIVED ASSETS (AS DEFINED BELOW)

Certain long-lived assets of the Group's business of manufacturing and trading of eyewear products, comprising principally certain of the Group's property, plant and equipment, right-of-use assets, intangible assets and deposits paid for acquisition of property, plant and equipment and right-of-use assets (the "Identified Long-lived Assets"), are stated at costs less accumulated depreciation/amortisation and impairment, if any. In determining whether an asset is impaired, the Group has to exercise judgment and make estimation, particularly in assessing: (1) whether an event has occurred or any indicators that may affect the asset value; (2) whether the carrying value of an asset can be supported by the recoverable amount, in the case of value in use, the net present value of future cash flows which are estimated based upon the continued use of the asset; and (3) the appropriate key assumptions to be applied in estimating the recoverable amounts including cash flow projections and an appropriate discount rate. When it is not possible to estimate the recoverable amount of an individual asset, the Group estimates the recoverable amount of the CGU to which the assets belongs. Changing the assumptions and estimates, including the discount rates or the growth rate in the cash flow projections, could materially affect the net present value used in the impairment test.

During the year ended 31 March 2023, in view of the reduction of worldwide market demand for eyewear products due to the deterioration of the macroeconomic environment, the sales volumes of eyewear products and the average utilization rate of the Group's existing production capacity decreased. The management of the Group concluded that there was indication for further impairment on the Identified Long-lived Assets. Based on the results of the reassessment, management of the Group determined that the recoverable amount of the CGU is lower than the carrying amount. The impairment amount has been allocated such that the carrying amounts of the Identified Long-lived Assets are not reduced below the highest of their respective fair value less cost of disposal, value in use and zero. Based on the value in use calculation and the allocation, further impairment losses of HK\$17,125,000 and HK\$8,000,000 have been recognised against the carrying amounts of property, plant and equipment and intangible assets respectively during the year ended 31 March 2023. As at 31 March 2023, Identified Long-lived Assets after the accumulated impairment losses was HK\$306,112,000, including certain property, plant and equipment, right-of-use assets, intangible assets and deposits paid for acquisition of property, plant and equipment and right-of-use assets of HK\$251,939,000, HK\$23,881,000, HK\$26,766,000 and HK\$3,526,000, net of accumulated impairment of HK\$125,477,000, HK\$12,036,000 and HK\$8,000,000 and nil respectively.

As at 31 March 2024, the management has reassessed the impairment of the Identified Long-lived Assets. Based on the result of the reassessment, management of the Group determined that no additional impairment loss nor reversal of impairment loss is required against the Identified Long-lived Assets. As at 31 March 2024, Identified Long-lived Assets after the accumulated impairment losses was HK\$303,270,000, including certain property, plant and equipment, right-of-use assets, intangible assets and deposits paid for acquisition of property, plant and equipment and right-of-use assets of HK\$242,403,000, HK\$30,429,000, HK\$27,094,000 and HK\$3,344,000, net of accumulated impairment of HK\$125,477,000, HK\$12,036,000 and HK\$8,000,000 and nil respectively.

# NOTES TO THE CONSOLIDATED FINANCIAL STATEMENTS (CONTINUED)

For the year ended 31 March 2024

## 4. KEY SOURCES OF ESTIMATION UNCERTAINTY (CONTINUED)

### ESTIMATED IMPAIRMENT OF IDENTIFIED LONG-LIVED ASSETS (AS DEFINED BELOW) (CONTINUED)

The recoverable amounts of the manufacturing and trading of eyewear products CGU have been determined based on value in use calculation. The calculation uses pre-tax cash flow projections based on financial budgets approved by management of the Group covering a five-year period and discounted by pre-tax rates specific to the relevant CGU. The cash flows beyond the five-year period are extrapolated using growth rates which do not exceed the historical trend of the respective CGU nor the industry growth rates. Management determines the financial budgets based on past performance and its expectations for market developments, including the expectations of the macroeconomic outlooks in China and the countries in which the Group's major customers operate in, the market demand of the Group's eyewear products, among others. The growth rate beyond the five-year budget period and discount rate used for value in use calculation for the Identified Long-lived Assets as at 31 March 2024 are 2.3% and 17.08% (2023: 2.0% and 17.30%) respectively.

## 5. REVENUE AND SEGMENT INFORMATION

Set out below is the disaggregation of revenue from contracts with customers and the reconciliation of the revenue from contracts with customers with the amounts disclosed in the segment information:

	For the year ended 31 March 2024		
	Eyewear products HK\$'000	Others HK\$'000	Total HK\$'000
<b>Types of goods or services</b>			
Eyewear products	700,442	–	700,442
Royalty income	–	1,901	1,901
Revenue from contracts with customers	700,442	1,901	702,343

	For the year ended 31 March 2023		
	Eyewear products HK\$'000	Others HK\$'000	Total HK\$'000
<b>Types of goods or services</b>			
Eyewear products	702,400	–	702,400
Contact lens	–	658	658
Royalty income	–	1,856	1,856
Revenue from contracts with customers	702,400	2,514	704,914

## NOTES TO THE CONSOLIDATED FINANCIAL STATEMENTS (CONTINUED)

For the year ended 31 March 2024

### 5. REVENUE AND SEGMENT INFORMATION (CONTINUED)

#### PERFORMANCE OBLIGATIONS FOR CONTRACT WITH CUSTOMERS

The Group manufactures and sells the eyewear products and contact lens to customers directly.

Revenue is recognised when control of the goods has transferred, being when the goods have been shipped to the customers' specific location (delivery). Following delivery, the customers have full discretion over the manner of distribution and price to sell the goods, and also have the primary responsibility when on selling the goods and bears the risks of obsolescence and loss in relation to the goods. The normal credit term is mainly 30 to 120 days upon delivery. Under the Group's standard contract terms, customers have the right to return/exchange for dissimilar products under certain conditions. The Group uses its accumulated historical experience to estimate the number of return/exchange. Revenue is recognised for sales which are considered highly probable that a significant reversal in the cumulative revenue recognised will not occur.

The Group also receives royalty income from granting license of trademarks. Revenue is recognised at a point in time when subsequent sale of licensing products from licensee occurs over the licensing period. The credit term is normally 30 days upon the end of a licensing reporting period.

#### TRANSACTION PRICE ALLOCATED TO THE REMAINING PERFORMANCE OBLIGATION FOR CONTRACT WITH CUSTOMERS

Eyewear products and contact lens are delivered within a period of less than one year. As permitted under HKFRS 15, the transaction price allocated to these unsatisfied contracts is not disclosed.

Contracts for royalty income typically have a 3-years non-cancellable term in which the Group bills at a fixed rate for each licensing product. The Group elected to apply the practical expedient by recognising revenue in the amount to which the Group has right to receive according to the relevant licensing agreement. As permitted under HKFRS 15, the transaction price allocated to these unsatisfied contracts is not disclosed.

#### SEGMENT INFORMATION

The Group's operating segments, identified based on information reported to the chief operating decision maker ("CODM"), being the executive directors of the Company, for the purposes of resources allocation and performance assessment, is as follows:

Eyewear products	– manufacturing and trading of eyewear products
Contact lens	– trading of contact lens products
Trademarks	– granting license of trademarks

Contact lens and trademarks segments are aggregated under "All other segments" for reporting purpose as this segment do not meet any of quantitative thresholds for determining reportable segments for the both years.

# NOTES TO THE CONSOLIDATED FINANCIAL STATEMENTS (CONTINUED)

For the year ended 31 March 2024

## 5. REVENUE AND SEGMENT INFORMATION (CONTINUED)

### SEGMENT INFORMATION (CONTINUED)

Information regarding the reportable segments is reported below.

The following is an analysis of the Group's revenue and results by operating and reportable segments:

For the year ended 31 March 2024

	<b>Eyewear products HK\$'000</b>	<b>All other segments HK\$'000</b>	<b>Elimination HK\$'000</b>	<b>Consolidated HK\$'000</b>
<b>SEGMENT REVENUE</b>				
External sales	700,442	1,901	–	702,343
Inter-segment sales	–	4,372	(4,372)	–
	<b>700,442</b>	<b>6,273</b>	<b>(4,372)</b>	<b>702,343</b>
Segment results	(42,625)	4,612	–	(38,013)
Unallocated other income, gains and losses				13,130
Central administration costs				(10,184)
Share of losses of joint ventures				(2,001)
Finance costs				(1,945)
Loss before tax				(39,013)

## NOTES TO THE CONSOLIDATED FINANCIAL STATEMENTS (CONTINUED)

For the year ended 31 March 2024

### 5. REVENUE AND SEGMENT INFORMATION (CONTINUED)

#### SEGMENT INFORMATION (CONTINUED)

For the year ended 31 March 2023

	Eyewear products HK\$'000	All other segments HK\$'000	Elimination HK\$'000	Consolidated HK\$'000
<b>SEGMENT REVENUE</b>				
External sales	702,400	2,514	—	704,914
Inter-segment sales	—	4,174	(4,174)	—
	702,400	6,688	(4,174)	704,914
<b>Segment results</b>	<b>(33,219)</b>	<b>3,989</b>	<b>—</b>	<b>(29,230)</b>
Unallocated other income, gains and losses				6,789
Central administration costs				(10,266)
Finance costs				(1,647)
<b>Loss before tax</b>				<b>(34,354)</b>

Inter-segment sales are charged at prevailing market rates or at terms determined and agreed by both parties.

Segment results represent the results of each segment without allocation of certain other income, gains and losses (mainly including bank interest income, gain/loss on disposals of property, plant and equipment, fair value changes on financial asset at FVTPL and others), central administration costs (mainly including salaries for the Company's directors) and finance costs.

No analysis of segment assets and liabilities is presented as they are not regularly reviewed by the CODM for the purposes of resource allocation and performance assessment.

# NOTES TO THE CONSOLIDATED FINANCIAL STATEMENTS (CONTINUED)

For the year ended 31 March 2024

## 5. REVENUE AND SEGMENT INFORMATION (CONTINUED)

### GEOGRAPHICAL INFORMATION

The Group's operations are mainly located in Hong Kong and the Guangdong Province in the People's Republic of China (the "PRC"). The Group's information about its non-current assets (excluding deferred tax assets) by geographical location of the assets and revenue from external customers analysed by the location of the customers are detailed below:

	<b>Non-current assets</b>	
	<b>As at 31 March</b>	
	<b>2024</b>	<b>2023</b>
	<b>HK\$'000</b>	<b>HK\$'000</b>
Hong Kong	162,628	167,367
Guangdong Province in the PRC	133,964	130,004
Others	19,306	19,916
	<b>315,898</b>	<b>317,287</b>
	<b>Revenue from</b>	
	<b>external customers</b>	
	<b>Year ended 31 March</b>	
	<b>2024</b>	<b>2023</b>
	<b>HK\$'000</b>	<b>HK\$'000</b>
Hong Kong and Macau	46,047	42,510
The PRC (excluding Hong Kong and Macau)	101,118	63,977
Japan	27,021	29,777
Italy	233,186	287,766
United States	178,360	194,766
Other countries	116,611	86,118
	<b>702,343</b>	<b>704,914</b>

### INFORMATION ABOUT MAJOR CUSTOMERS

For the year ended 31 March 2024, three (2023: three) customers of the Group contributed more than 10% of the Group's revenue. Revenue attributed from these three customers were approximately HK\$187,942,000, HK\$93,768,000 and HK\$83,999,000 respectively (2023: HK\$175,766,000, HK\$138,516,000 and HK\$79,404,000 respectively).



# NOTES TO THE CONSOLIDATED FINANCIAL STATEMENTS (CONTINUED)

For the year ended 31 March 2024

## 6. OTHER INCOME, GAINS AND LOSSES

	Year ended 31 March	
	2024 HK\$'000	2023 HK\$'000
Other income		
– Bank interest income	11,596	5,718
– Sales of scrap materials	122	456
– Government grants		
Covid-19-related subsidies ( <i>Note i</i> )	–	1,750
Others ( <i>Note ii</i> )	520	2,211
– Income from subleasing right-of-use assets ( <i>Note iii</i> )	4,411	3,085
– Others	1,511	1,803
	18,160	15,023
Other gains and losses		
– Fair value changes on derivative financial instruments	(248)	(9)
– Fair value changes on financial asset at FVTPL	–	(1,625)
– Gain on early termination of lease	–	38
– Gain on disposals of property, plant and equipment	23	893
– Net foreign exchange gains	6,839	1,791
	6,614	1,088
	24,774	16,111

*Notes:*

- (i) During the year ended 31 March 2023, the Group recognised government grants of HK\$1,750,000 in respect of Covid-19-related subsidies, which related to Employment Support Scheme provided by the Hong Kong government. No such government grants was recognised during the year ended 31 March 2024.
- (ii) Other government subsidies mainly represents subsidies for participating in the local electricity saving scheme and employments related subsidies, which are credited to profit or loss upon receipt as no future related costs is expected to be incurred nor related to any assets.
- (iii) The amount represents rental income recognised by a PRC subsidiary of the Company that is not engaged in property rental business.

# NOTES TO THE CONSOLIDATED FINANCIAL STATEMENTS (CONTINUED)

For the year ended 31 March 2024

## 7. REVERSAL OF IMPAIRMENT LOSSES ON TRADE RECEIVABLES, NET

	Year ended 31 March	
	2024	2023
	HK\$'000	HK\$'000
Net reversal of impairment losses on:		
– Trade receivables	2,642	3,569

Details of impairment assessment are set out in note 31.

## 8. FINANCE COSTS

	Year ended 31 March	
	2024	2023
	HK\$'000	HK\$'000
Interest expense on:		
Bank borrowings	1,105	863
Lease liabilities	840	784
	1,945	1,647

# NOTES TO THE CONSOLIDATED FINANCIAL STATEMENTS (CONTINUED)

For the year ended 31 March 2024

## 9. INCOME TAX CREDIT

	Year ended 31 March	
	2024 HK\$'000	2023 HK\$'000
The income tax (credit) expense comprises:		
Current tax		
– Hong Kong Profits Tax	31	66
– United States Withholding Tax	570	557
	601	623
Under (over) provision in respect of prior years		
– Hong Kong Profits Tax	20	(20)
– PRC Enterprise Income Tax (“EIT”)	286	–
	306	(20)
Deferred taxation ( <i>note 19</i> )		
– Current year	(11,555)	(4,399)
	(10,648)	(3,796)

Under the two-tiered profits tax rates regime, the first HK\$2 million of profits of the qualifying group entity will be taxed at 8.25%, and profits above HK\$2 million will be taxed at 16.5%. The profits of group entities not qualifying for the two-tiered profits tax rates regime will continue to be taxed at a flat rate of 16.5%. Accordingly, the Hong Kong Profits Tax of the qualifying group entity is calculated at 8.25% on the first HK\$2 million of the estimated assessable profits and at 16.5% on the estimated assessable profits above HK\$2 million.

PRC EIT is calculated at 25% of the assessable profits for subsidiaries established in the PRC in accordance with the Law of the PRC on EIT (the “EIT Law”) and Implementation Regulation of the EIT Law.

Under the Law of the United States on Income Tax, a withholding tax is required upon income earned by a non-United States resident enterprise. The withholding tax is calculated at 30% of royalty income earned in the United States for both years.

# NOTES TO THE CONSOLIDATED FINANCIAL STATEMENTS (CONTINUED)

For the year ended 31 March 2024

## 9. INCOME TAX CREDIT (CONTINUED)

The income tax credit for the year can be reconciled to the loss before tax per the consolidated statement of profit or loss and other comprehensive income as follows:

	Year ended 31 March	
	2024 HK\$'000	2023 HK\$'000
Loss before tax	(39,013)	(34,354)
Tax credit at the Hong Kong Profits Tax rate of 16.5%	(6,437)	(5,668)
Tax effect of expenses not deductible in determining taxable profit	2,243	2,362
Tax effect of income not assessable in determining taxable profit	(1,877)	(4,311)
Additional tax benefit applicable to the PRC subsidiaries	(4,828)	–
Tax effect of tax loss not recognised	14	46
Tax effect of deductible temporary differences not recognised	–	2,752
Tax effect of deductible temporary differences utilised	(602)	–
Under (over) provision in respect of prior years, net	306	(20)
Effect of different tax rates of operations in the PRC	–	543
Income tax at concessionary rate	(37)	(57)
Withholding tax	570	557
Income tax credit for the year	(10,648)	(3,796)

Details of the deferred taxation are set out in note 19.

# NOTES TO THE CONSOLIDATED FINANCIAL STATEMENTS (CONTINUED)

For the year ended 31 March 2024

## 10. LOSS FOR THE YEAR

	Year ended 31 March	
	2024 HK\$'000	2023 HK\$'000
Loss for the year has been arrived at after charging:		
Auditor's remuneration	1,000	1,500
Cost of inventories recognised as expense (inclusive of allowance for inventories of HK\$495,000 (2023: HK\$6,527,000))	623,059	590,219
Depreciation and amortisation		
– depreciation of property, plant and equipment	15,770	20,809
– depreciation of right-of-use assets	7,835	6,989
– amortisation of intangible assets (included in cost of sales)	1,533	1,856
	25,138	29,654
Capitalised in inventories	(7,068)	(7,770)
	18,070	21,884
Staff costs		
– directors' emoluments ( <i>note 11</i> )	4,583	4,504
– other staff costs, comprising mainly salaries	264,494	270,357
– retirement benefits scheme contribution excluding those of directors	34,779	35,984
	303,856	310,845
Capitalised in inventories	(230,391)	(236,256)
	73,465	74,589

# NOTES TO THE CONSOLIDATED FINANCIAL STATEMENTS (CONTINUED)

For the year ended 31 March 2024

## 11. DIRECTORS' AND CHIEF EXECUTIVE'S EMOLUMENTS

The emoluments paid or payable to each of the eight (2023: eight) directors were as follows:

	Year ended 31 March 2024			Total HK\$'000
	Fees HK\$'000	Salaries and other benefits HK\$'000	Retirement benefits scheme contribution HK\$'000	
<b>Executive directors</b>				
Ku Ngai Yung, Otis	301	207	25	533
Ku Ka Yung	458	48	24	530
Chan Chi Sun	711	249	48	1,008
Ma Sau Ching	746	347	53	1,146
Liu Tao	–	920	14	934
	2,216	1,771	164	4,151
<b>Independent non-executive directors</b>				
Lee Kwong Yiu	144	–	–	144
Wong Che Man, Eddy	144	–	–	144
Chow Chi Fai	144	–	–	144
	432	–	–	432
	2,648	1,771	164	4,583

# NOTES TO THE CONSOLIDATED FINANCIAL STATEMENTS (CONTINUED)

For the year ended 31 March 2024

## 11. DIRECTORS' AND CHIEF EXECUTIVE'S EMOLUMENTS (CONTINUED)

	Year ended 31 March 2023			Total HK\$'000
	Fees HK\$'000	Salaries and other benefits HK\$'000	Retirement benefits scheme contribution HK\$'000	
<b>Executive directors</b>				
Ku Ngai Yung, Otis	301	207	25	533
Ku Ka Yung	438	48	24	510
Chan Chi Sun	687	249	47	983
Ma Sau Ching	702	342	52	1,096
Liu Tao	—	935	15	950
	2,128	1,781	163	4,072
<b>Independent non-executive directors</b>				
Lee Kwong Yiu	144	—	—	144
Wong Che Man, Eddy	144	—	—	144
Chow Chi Fai	144	—	—	144
	432	—	—	432
	2,560	1,781	163	4,504

The executive directors' emoluments shown above were for their directorship and/or their services in connection with the management of the affairs of the Company and the Group. The independent non-executive directors' emoluments shown above were for their services as directors of the Company.

The Company does not officially have a position of Chief Executive Officer. However, Mr. Ku Ngai Yung, Otis has been assuming the role of Chief Executive Officer. His emoluments disclosed above include those for services rendered by him as the role of Chief Executive Officer.

There was no arrangement under which a director or the chief executive waived or agreed to waive any remuneration in both years.

# NOTES TO THE CONSOLIDATED FINANCIAL STATEMENTS (CONTINUED)

For the year ended 31 March 2024

## 12. FIVE HIGHEST PAID INDIVIDUALS

The five highest paid individuals of the Group during the year included three (2023: three) directors of the Company whose emoluments are set out in note 11. The emoluments of the remaining two (2023: two) individuals were as follows:

	Year ended 31 March	
	2024 HK\$'000	2023 HK\$'000
Salaries and other benefits	1,728	1,688
Retirement benefits scheme contribution	36	36
	<b>1,764</b>	<b>1,724</b>

The number of the highest paid individuals who are not the directors of the Company whose remuneration fell within the following band is as follows:

	Year ended 31 March	
	2024 Number of employee	2023 Number of employee
Nil to HK\$1,000,000	2	2

During the years ended 31 March 2024 and 2023, no emoluments were paid by the Group to any of the directors or the five highest paid individuals as an inducement to join or upon joining the Group or as compensation for loss of office.



# NOTES TO THE CONSOLIDATED FINANCIAL STATEMENTS (CONTINUED)

For the year ended 31 March 2024

## 13. DIVIDENDS

	Year ended 31 March	
	2024	2023
	HK\$'000	HK\$'000
<hr/>		
Dividends recognised as distribution during the year:		
Special final, paid – HK1.5 cents paid for 2023 (2023: HK1.5 cents for 2022)	3,942	3,942
Special interim, paid – HK1.5 cents paid for 2024 (2023: HK1.5 cents for 2023)	3,942	3,942
	<hr/>	<hr/>
	7,884	7,884
	<hr/>	<hr/>

Subsequent to the end of the reporting period, a final special dividend in respect of the year ended 31 March 2024 of HK1.5 cents (2023: final special dividend in respect of the year ended 31 March 2023 of HK1.5 cents) per ordinary share, in an aggregate amount of HK\$3,942,000 (2023: HK\$3,942,000), has been proposed by the directors of the Company and is subject to approval by the shareholders in the forthcoming general meeting.

No final dividend in respect of the year ended 31 March 2024 has been proposed by the directors of the Company (2023: nil).

## 14. LOSS PER SHARE

The calculation of the basic loss per share attributable to owners of the Company is based on the following data:

	Year ended 31 March	
	2024	2023
<hr/>		
<b>Loss</b>		
Loss attributable to owners of the Company for the purposes of basic earnings per share (HK\$'000)	(28,365)	(30,558)
	<hr/>	<hr/>
<b>Number of shares</b>		
Number of ordinary shares for the purposes of basic loss per share	262,778,286	262,778,286
	<hr/>	<hr/>

Diluted loss per share is not presented for the years ended 31 March 2024 and 2023 as there was no potential ordinary share outstanding during both years.

# NOTES TO THE CONSOLIDATED FINANCIAL STATEMENTS (CONTINUED)

For the year ended 31 March 2024

## 15. PROPERTY, PLANT AND EQUIPMENT

	Leasehold land and buildings in Hong Kong HK\$'000	Leasehold land and buildings in the PRC HK\$'000	Leasehold improvements HK\$'000	Plant and machinery HK\$'000	Furniture and fixtures HK\$'000	Motor vehicles HK\$'000	Construction in progress HK\$'000	Total HK\$'000
<b>COST</b>								
At 1 April 2022	139,660	125,030	341,343	458,921	159,491	9,562	5,583	1,239,590
Exchange adjustments	–	(5,396)	(16,834)	(18,318)	(5,441)	(335)	(164)	(46,488)
Additions	–	–	4,294	2,216	2,336	272	92	9,210
Transfer	–	–	451	–	–	–	(451)	–
Disposals/written off	–	–	–	(4,737)	(24)	(277)	–	(5,038)
<b>At 31 March 2023</b>	<b>139,660</b>	<b>119,634</b>	<b>329,254</b>	<b>438,082</b>	<b>156,362</b>	<b>9,222</b>	<b>5,060</b>	<b>1,197,274</b>
Exchange adjustments	–	(3,745)	(11,939)	(12,567)	(3,866)	(232)	(276)	(32,625)
Additions	–	–	4,353	3,882	2,050	1,134	137	11,556
Disposals/written off	–	–	–	(1,310)	(59)	(54)	–	(1,423)
<b>At 31 March 2024</b>	<b>139,660</b>	<b>115,889</b>	<b>321,668</b>	<b>428,087</b>	<b>154,487</b>	<b>10,070</b>	<b>4,921</b>	<b>1,174,782</b>
<b>DEPRECIATION AND IMPAIRMENT</b>								
At 1 April 2022	21,324	37,825	308,057	426,386	147,063	8,785	–	949,440
Exchange adjustments	–	(1,272)	(14,852)	(16,314)	(4,772)	(299)	–	(37,509)
Provided for the year	4,698	2,236	5,262	4,082	4,080	451	–	20,809
Impairment losses recognised in profit or loss	–	–	9,740	7,385	–	–	–	17,125
Eliminated on disposals/write-off	–	–	–	(4,243)	(24)	(263)	–	(4,530)
<b>At 31 March 2023</b>	<b>26,022</b>	<b>38,789</b>	<b>308,207</b>	<b>417,296</b>	<b>146,347</b>	<b>8,674</b>	<b>–</b>	<b>945,335</b>
Exchange adjustments	–	(979)	(11,071)	(11,647)	(3,424)	(220)	–	(27,341)
Provided for the year	4,698	2,197	2,695	2,898	3,010	272	–	15,770
Eliminated on disposals/write-off	–	–	–	(1,275)	(59)	(51)	–	(1,385)
<b>At 31 March 2024</b>	<b>30,720</b>	<b>40,007</b>	<b>299,831</b>	<b>407,272</b>	<b>145,874</b>	<b>8,675</b>	<b>–</b>	<b>932,379</b>
<b>CARRYING VALUE</b>								
At 31 March 2024	108,940	75,882	21,837	20,815	8,613	1,395	4,921	242,403
At 31 March 2023	113,638	80,845	21,047	20,786	10,015	548	5,060	251,939

NOTES TO THE CONSOLIDATED  
FINANCIAL STATEMENTS (CONTINUED)

For the year ended 31 March 2024

15. PROPERTY, PLANT AND EQUIPMENT (CONTINUED)

The carrying amounts of owner-occupied leasehold land and buildings in the PRC of HK\$17,214,000 (2023: HK\$18,616,000) at the end of the year included both the leasehold land and building elements in property, plant and equipment, as in the opinion of the directors of the Company, allocations of the carrying amounts between the leasehold land and buildings elements cannot be made reliably. The land portions of the remaining owner-occupied properties were included in right-of-use asset.

The above items of property, plant and equipment, other than construction in progress, are depreciated on a straight-line basis at the following rates per annum:

Land and buildings	Over the estimated useful lives of 50 years or the terms of leases, whichever is shorter
Leasehold improvements	10%–20% or the lease terms, whichever is shorter
Plant and machinery	10%–20%
Furniture and fixtures	20%
Motor vehicles	20%

Details of the impairment assessment of the Group’s property, plant and equipment relating to the business of manufacturing and trading of eyewear products as at 31 March 2024 and 2023 are set out in note 4.

At 31 March 2024, the Group’s leasehold land and buildings in Hong Kong with a carrying amount of HK\$105,143,000 (2023: HK\$109,681,000) have been pledged to secure the bank borrowings granted to the Group.

# NOTES TO THE CONSOLIDATED FINANCIAL STATEMENTS (CONTINUED)

For the year ended 31 March 2024

## 16. RIGHT-OF-USE ASSETS

	Leasehold lands HK\$'000	Leased buildings HK\$'000	Total HK\$'000
<b>As at 31 March 2024</b>			
Carrying amount	16,913	13,516	30,429
<b>As at 31 March 2023</b>			
Carrying amount	18,241	5,640	23,881
<b>For the year ended 31 March 2024</b>			
Depreciation charge	486	7,349	7,835
Exchange adjustments	842	169	1,011
	1,328	7,518	8,846
<b>For the year ended 31 March 2023</b>			
Depreciation charge	301	6,688	6,989
Exchange adjustments	520	846	1,366
	821	7,534	8,355
	<b>Year ended 31 March</b>		
	<b>2024</b>	<b>2023</b>	
	<b>HK\$'000</b>	<b>HK\$'000</b>	
Expense relating to short-term lease and other leases with lease term end within 12 months of the date of initial application of HKFRS 16	187	244	
Additions to right-of-use assets	15,394	19,052	
Total cash outflow for leases	9,946	11,473	

For both years, the Group leases various premises for its operations. Lease contracts are entered into for fixed term of 1 year to 10 years (2023: 1 year to 10 years) without any extension and termination options. Lease terms are negotiated on an individual basis and contain a wide range of different terms and conditions. In determining the lease term and assessing the length of the non-cancellable period, the Group applies the definition of a contract and determines the period for which the contract is enforceable.

The Group regularly entered into short-term leases for office equipment. As at 31 March 2024 and 2023, the portfolio of short-term leases is similar to the portfolio of short-term leases to which the short-term lease expense disclosed above.

## NOTES TO THE CONSOLIDATED FINANCIAL STATEMENTS (CONTINUED)

For the year ended 31 March 2024

### 16. RIGHT-OF-USE ASSETS (CONTINUED)

Except for the leasehold land components which the Group is the registered owner, the remaining lease agreements entered into by the Group do not impose any covenants other than the security interests in the certain leased assets that are held by the lessor and the leased assets may not be used as security for borrowing purposes.

Details of the impairment assessment of the Group's right-of-use assets relating to the business of manufacturing and trading of eyewear products are set out in note 4.

### 17. INTANGIBLE ASSETS

	HK\$'000
<b>COST</b>	
At 1 April 2022, 31 March 2023 and 31 March 2024	<b>55,684</b>
<b>AMORTISATION AND IMPAIRMENT</b>	
At 1 April 2022	7,888
Charge for the year	1,856
Impairment losses recognised in the year	8,000
At 31 March 2023	<b>17,744</b>
Charge for the year	<b>1,533</b>
At 31 March 2024	<b>19,277</b>
<b>CARRYING VALUES</b>	
At 31 March 2024	<b>36,407</b>
At 31 March 2023	37,940

Intangible assets represented trademarks purchased from an independent third party. The trademarks had finite useful lives and are carried at cost less accumulated amortisation and impairment losses. Amortisation is calculated using the straight-line method over the expected lives of the trademarks, which is determined to be 30 years.

Details of the impairment assessment of the Group's intangible assets are set out in note 4.

# NOTES TO THE CONSOLIDATED FINANCIAL STATEMENTS (CONTINUED)

For the year ended 31 March 2024

## 18. INTERESTS IN JOINT VENTURES

	As at 31 March	
	2024	2023
	HK\$'000	HK\$'000
Costs of investments in joint ventures	5,500	1
Share of losses and other comprehensive expenses	(2,185)	—
	3,315	1

The joint ventures are accounted for using the equity method in these financial statements. Details of the Group's joint ventures at the end of the reporting period are as follows:

Name of joint venture	Place of incorporation/ establishment and operation	Proportion of nominal value of issued share capital/ registered capital held		Proportion of voting power held		Principal activities
		by the Group				
		2024	2023	2024	2023	
		%	%	%	%	
Sun Yuan Optical Company Limited	Hong Kong	50	50	50	50	Investment holding and sales of optical frames, sunglasses and related products
Sun Yuan Optical (Vietnam) Company Limited	Vietnam	50	N/A	50	N/A	Manufacturing of optical frames, sunglasses and related products
新東眼鏡(江西)有限公司	The PRC	50	N/A	50	N/A	Manufacturing of optical frames, sunglasses and related products

# NOTES TO THE CONSOLIDATED FINANCIAL STATEMENTS (CONTINUED)

For the year ended 31 March 2024

## 18. INTERESTS IN JOINT VENTURES (CONTINUED)

The management of the Group considers all joint ventures are not individually material. The following table illustrates the aggregate financial information and carrying amount of the Group's interests in joint ventures that are not individually material and are accounted for using the equity method:

	As at 31 March	
	2024	2023
	HK\$'000	HK\$'000
Aggregate carrying amount of the Group's interests in joint ventures	3,315	1
Share of the joint ventures' losses for the year	(2,001)	—
Share of the joint ventures' other comprehensive expense for the year	(184)	—
Share of the joint ventures' total comprehensive expense for the year	(2,185)	—

## 19. DEFERRED TAXATION

For the purpose of presentation in the consolidated statement of financial position, certain deferred tax assets and liabilities have been offset. The following is the analysis of the deferred tax balances for financial reporting purposes:

	As at 31 March	
	2024	2023
	HK\$'000	HK\$'000
Deferred tax assets	(26,576)	(15,467)
Deferred tax liabilities	4,880	5,326
	(21,696)	(10,141)

# NOTES TO THE CONSOLIDATED FINANCIAL STATEMENTS (CONTINUED)

For the year ended 31 March 2024

## 19. DEFERRED TAXATION (CONTINUED)

The followings are the major deferred tax liabilities (assets) recognised by the Group and movements thereon during the current and prior years:

	Right-of-use assets HK\$'000	Lease liabilities HK\$'000	Accelerated tax depreciation HK\$'000	Impairment losses of intangible assets HK\$'000	Tax losses HK\$'000	ECL provision of trade receivables HK\$'000	Unrealised profit HK\$'000	Total HK\$'000
At 1 April 2022	–	–	11,054	–	(13,379)	(1,220)	(2,197)	(5,742)
(Credited) charged to profit or loss	–	–	(683)	(1,320)	(2,835)	515	(76)	(4,399)
At 31 March 2023 and 1 April 2023	–	–	10,371	(1,320)	(16,214)	(705)	(2,273)	(10,141)
Charged (credited) to profit or loss	2,042	(2,568)	(1,741)	53	(9,968)	321	306	(11,555)
At 31 March 2024	2,042	(2,568)	8,630	(1,267)	(26,182)	(384)	(1,967)	(21,696)

At 31 March 2024, the Group has unused tax losses of HK\$161,617,000 (2023: HK\$101,121,000) available to offset against future profits. A deferred tax asset has been recognised in respect of HK\$158,676,000 (2023: HK\$98,265,000) of such losses. No deferred tax asset has been recognised in respect of the remaining HK\$2,941,000 (2023: HK\$2,856,000) due to the unpredictability of future profit streams. The entire balance of the unrecognised tax losses as at 31 March 2024 and 2023 may be carried forward indefinitely.

At the end of the reporting period, the Group has deductible temporary differences of HK\$143,333,000 (2023: HK\$146,981,000) relating to impairment of Identified Long-lived assets (excluding intangible assets), provision of ECL for trade receivables under PRC subsidiaries and inventories write-down. No deferred tax asset has been recognised in relation to such deductible temporary differences as it is not probable that taxable profits will be available against which the deductible temporary differences can be utilised.



## NOTES TO THE CONSOLIDATED FINANCIAL STATEMENTS (CONTINUED)

For the year ended 31 March 2024

### 20. INVENTORIES

	As at 31 March	
	2024	2023
	HK\$'000	HK\$'000
Raw materials	17,702	22,883
Work in progress	40,991	33,668
Finished goods	47,526	35,604
	106,219	92,155

### 21. TRADE AND OTHER RECEIVABLES

	As at 31 March	
	2024	2023
	HK\$'000	HK\$'000
Trade debtors from contracts with customers	159,933	173,980
Less: Allowance for credit losses	(4,926)	(7,743)
	155,007	166,237
Prepayments	3,392	3,069
Deposits	5,061	3,503
Value-added tax and other receivables	17,571	16,649
Right to return goods assets	1,669	1,856
	182,700	191,314

# NOTES TO THE CONSOLIDATED FINANCIAL STATEMENTS (CONTINUED)

For the year ended 31 March 2024

## 21. TRADE AND OTHER RECEIVABLES (CONTINUED)

The Group normally allows a credit period of 30 to 120 days to its customers. No interest is charged on the trade receivables. As at 1 April 2022, gross carrying amount of trade receivables from contracts with customers amounted to HK\$210,699,000.

The following is an aged analysis of trade receivables, before allowance of credit losses, presented based on payment due date at the end of the reporting period:

	As at 31 March	
	2024	2023
	HK\$'000	HK\$'000
Current	131,496	146,397
Overdue up to 90 days	21,247	17,502
Overdue more than 90 days	7,190	10,081
	159,933	173,980

Before accepting any new customers, the Group carries out research on the creditability of new customer and assesses the potential customer's credit quality and defines credit limits by customer. Limits attributed to customers are reviewed at least once a year. Trade receivables that are neither past due nor impaired have good track records with the Group.

As at 31 March 2024, included in the Group's trade receivables balance are debtors with aggregate carrying amount of HK\$25,940,000 (2023: HK\$24,371,000) which are past due as at the reporting date. Out of the past due balances, HK\$5,575,000 (2023: HK\$7,914,000) has been past due 90 days or more and is not considered as in default since the management considered the past due balances can be repaid based on repayment history and taking into consideration of forward looking information.

Details of impairment assessment of trade and other receivables are set out in note 31.

## NOTES TO THE CONSOLIDATED FINANCIAL STATEMENTS (CONTINUED)

For the year ended 31 March 2024

### 22. DERIVATIVE FINANCIAL INSTRUMENTS

	As at 31 March	
	2024	2023
	HK\$'000	HK\$'000
Foreign currency forward contracts		
– assets	–	110
– liabilities	169	31

The derivative financial instruments mainly represent the foreign currency forward contracts. The Group has entered into 7 (2023: 9) United States dollars (“US\$”)/Renminbi (“RMB”) contracts in which the Group is able to sell US\$/buy RMB at fixed exchange rates at a fixed future time. Major terms of the above foreign currency contracts are as below:

Aggregate notional amount	Maturity	Forward exchange rates
As at 31 March 2024		
US\$4,500,000	April 2024	Sell US\$/buy RMB at 7.1970 to 7.2500
Aggregate notional amount	Maturity	Forward exchange rates
As at 31 March 2023		
US\$5,300,000	April 2023	Sell US\$/buy RMB at 6.8520 to 6.9687

### 23. CASH AND CASH EQUIVALENTS

Cash and cash equivalents include demand deposits and short term deposits for the purpose of meeting the Group’s short term cash commitments, which carry interest at market rates ranging from 0.01% to 5.30% (2023: 0.01% to 5.04%).

Details of the impairment assessment of bank balances are set out in note 31.

# NOTES TO THE CONSOLIDATED FINANCIAL STATEMENTS (CONTINUED)

For the year ended 31 March 2024

## 24. TRADE AND OTHER PAYABLES

The Group is normally granted a credit period of 90 to 120 days from its suppliers. The following is an aging analysis of trade payables based on payment due date at the end of the reporting period:

	As at 31 March	
	2024	2023
	HK\$'000	HK\$'000
Trade payables		
Current and overdue up to 90 days	110,518	87,543
Overdue more than 90 days	1,250	6,466
	111,768	94,009
Accruals	46,154	54,811
Value-added tax and other payables	13,038	12,762
	170,960	161,582

## 25. LEASE LIABILITIES

	As at 31 March	
	2024	2023
	HK\$'000	HK\$'000
<b>Lease liabilities payable:</b>		
Within one year	7,691	5,983
Within a period of more than one year but not more than two years	6,332	2,591
Within a period of more than two years but not more than five years	3,006	2,241
Within a period of more than five years	–	199
	17,029	11,014
Less: Amount due for settlement within 12 months shown under current liabilities	(7,691)	(5,983)
Amount due for settlement after 12 months shown under non-current liabilities	9,338	5,031

The weighted average incremental borrowing rate applied to lease liabilities is 4.67% (2023: 4.67%) per annum.

No lease obligations are denominated in currencies other than functional currencies of the relevant group entities.

Details of the lease maturity analysis of the Group's lease liabilities are set out in note 31.

## NOTES TO THE CONSOLIDATED FINANCIAL STATEMENTS (CONTINUED)

For the year ended 31 March 2024

### 26. REFUND LIABILITIES

	As at 31 March	
	2024	2023
	HK\$'000	HK\$'000
Arising from sales of products with a right of return/exchange	2,040	2,321

### 27. BANK BORROWINGS

	As at 31 March	
	2024	2023
	HK\$'000	HK\$'000
Secured bank borrowings, representing mortgage loan	36,120	38,140
The carrying amounts of the bank borrowings that contain a repayment on demand clause (show under current liabilities) but repayable:		
Within one year	2,074	2,049
Within a period of more than one year but not exceeding two years	2,138	2,109
Within a period of more than two years but not exceeding five years	6,813	6,689
Within a period of more than five years	25,095	27,293
	36,120	38,140

The loan carries interest at variable market rate of 1.3% per annum above 1-month HIBOR, with a cap interest of 3.1% below the Hong Kong dollar Prime Rate per annum quoted by the lending bank and are repayable by instalments over a period of 20 years with a repayable on demand clause.

# NOTES TO THE CONSOLIDATED FINANCIAL STATEMENTS (CONTINUED)

For the year ended 31 March 2024

## 27. BANK BORROWINGS (CONTINUED)

The effective interest rates (which are also equal to contracted interest rates) on the Group's borrowings are as follows:

	As at 31 March	
	2024	2023
Effective interest rate:		
Variable-rate borrowings	3.03%	2.78%

The loan is secured by the Group's property, plant and equipment with a carrying amount of HK\$105,143,000 (2023: HK\$109,681,000).

## 28. SHARE CAPITAL

	Number of ordinary shares	Nominal amount HK\$'000
Ordinary shares of HK\$0.10 each		
<b>Authorised:</b>		
At 1 April 2022, 31 March 2023 and 31 March 2024	500,000,000	50,000
<b>Issued and fully paid:</b>		
At 1 April 2022, 31 March 2023 and 31 March 2024	262,778,286	26,278

## NOTES TO THE CONSOLIDATED FINANCIAL STATEMENTS (CONTINUED)

For the year ended 31 March 2024

### 29. SHARE OPTIONS

Pursuant to a resolution passed on 22 August 2014 by the Company, a share option scheme of the Company (the “Share Option Scheme”) that complies the Listing Rules with the amendments to Chapter 17 of the in relation to share option scheme was adopted.

The purpose of the Share Option Scheme is to provide incentives to eligible employees. Under the Share Option Scheme, the board of directors of the Company shall be entitled to, in its absolute discretion, grant options to eligible employees of the Company, or any of its subsidiaries, to subscribe for shares in the Company at a price which shall be the highest of (i) the closing price of the Company’s shares quoted on the Stock Exchange on the date of offer of the share options; (ii) the average of the closing prices of the Company’s shares quoted on the Stock Exchange on the five business days immediately preceding the date of offer of the share options; and (iii) the nominal value of the shares. The Share Option Scheme will expire on 21 August 2024.

An option may be exercised at any time during the period to be determined and notified by the board of directors to the grantee. Such period may commence on the date after the date of acceptance of such option to the tenth anniversary from the date of acceptance of that option. A consideration of HK\$1 is payable upon acceptance of the offer.

The maximum number of shares in respect of which options may be granted under the Share Option Scheme and any other share option scheme established by the Company, if any, is 26,277,828, representing 10% of the issued share capital of the Company at the date of approval of the Share Option Scheme. The total maximum number of shares which may be issued upon exercise of all outstanding options granted and yet to be exercised under the Share Option Scheme and any other share option scheme, if any, shall not exceed 10% of the issued share capital of the Company from time to time.

No share options have been granted, exercised, cancelled or lapsed under the Share Option Scheme since its adoption.

### 30. CAPITAL RISK MANAGEMENT

The Group manages its capital to ensure that entities in the Group will be able to continue as a going concern and to achieve optimisation of capital structure. The Group’s overall strategy remains unchanged from prior years.

The capital structure of the Group consists of net debt, which includes the lease liabilities disclosed in note 25, bank borrowings disclosed in note 27, net of cash and cash equivalents and equity attributable to owners of the Company, comprising issued share capital, share premium, reserves and retained profits.

The directors of the Company review the capital structure periodically. As part of this review, the directors of the Company consider the cost of capital and the risks associated with each class of capital. Based on recommendations of management of the Group, the Group will balance its overall capital structure through the payment of dividends and repayment of existing debt.

# NOTES TO THE CONSOLIDATED FINANCIAL STATEMENTS (CONTINUED)

For the year ended 31 March 2024

## 31. FINANCIAL INSTRUMENTS

### (A) CATEGORIES OF FINANCIAL INSTRUMENTS

	As at 31 March	
	2024	2023
	HK\$'000	HK\$'000
<b>Financial assets</b>		
Amortised cost	437,724	500,685
FVTPL		
– Derivative financial instruments	–	110
<b>Financial liabilities</b>		
Amortised cost	153,071	137,853
FVTPL		
– Derivative financial instruments	169	31
Lease liabilities	17,029	11,014



# NOTES TO THE CONSOLIDATED FINANCIAL STATEMENTS (CONTINUED)

For the year ended 31 March 2024

## 31. FINANCIAL INSTRUMENTS (CONTINUED)

### (B) FINANCIAL RISK MANAGEMENT OBJECTIVES AND POLICIES

The Group's major financial instruments include trade and other receivables, derivative financial instruments, cash and cash equivalents, bank borrowings and trade and other payables. Details of these financial instruments are disclosed in respective notes. The risks associated with these financial instruments and the policies on how to mitigate these risks are set out below. Management manages and monitors these exposures to ensure appropriate measures are implemented on a timely and effective manner.

#### Market risk

##### (i) Currency risk

Certain group entities have sales and purchases denominated in US\$, RMB, Euro ("EUR") and Japanese Yen ("JPY") other than the functional currency of respective entities, which expose the Group to market risk arising from changes in foreign exchange rates.

The carrying amounts of the Group's foreign currency denominated monetary assets and monetary liabilities which included trade and other receivables, cash and cash equivalents and trade and other payables, excluding derivative financial instruments, at the reporting date are as follows:

	Assets		Liabilities	
	As at 31 March		As at 31 March	
	2024	2023	2024	2023
	HK\$'000	HK\$'000	HK\$'000	HK\$'000
US\$	345,836	386,430	8,311	6,392
RMB	7,425	7,925	2,085	2,392
EUR	217	538	677	510
JPY	140	240	99	235

Management of the Group monitors foreign exchange exposure and uses foreign exchange forward contracts and/or other appropriate tools to mitigate foreign currency exposure when necessary.

# NOTES TO THE CONSOLIDATED FINANCIAL STATEMENTS (CONTINUED)

For the year ended 31 March 2024

## 31. FINANCIAL INSTRUMENTS (CONTINUED)

### (B) FINANCIAL RISK MANAGEMENT OBJECTIVES AND POLICIES (CONTINUED)

#### Market risk (continued)

##### (i) Currency risk (continued)

###### *Sensitivity analysis*

The Group is mainly exposed to the fluctuation of relevant foreign currency against HK\$.

The following table details the Group's sensitivity to a 5% (2023: 5%) increase and decrease in the relevant foreign currency against the functional currency of the relevant group entities. 5% (2023: 5%) represents the reasonably possible change in foreign exchange rates if currency risk is to be assessed by key management. The sensitivity analysis includes only outstanding relevant foreign currency denominated monetary items, excluding derivative financial instruments, and except for US\$ as the directors of the Company consider that the Group's exposure to US\$ is insignificant on the ground that HK\$ is pegged to US\$. The sensitivity analysis adjusts their translation at the year end for a 5% (2023: 5%) change in foreign currency rates. A positive (negative) number below indicates a decrease (an increase) in post-tax loss where the relevant foreign currency weakens 5% (2023: 5%) against HK\$. For a 5% (2023: 5%) strengthening of the relevant foreign currency against HK\$, there would be an equal and opposite impact on profit or loss.

	As at 31 March	
	2024	2023
	HK\$'000	HK\$'000
RMB impact	(223)	(231)
EUR impact	19	(1)
JPY impact	(2)	(1)

##### (ii) Interest rate risk

The Group is exposed to cash flow interest rate risk in relation to variable-rate bank balances (note 23) and bank borrowings (note 27).

The Group is also exposed to fair value interest rate risk in relation to lease liabilities (note 25).

Management considers that the exposure of cash flow interest rate risk arising from variable-rate bank balances is insignificant as the management does not anticipate a material change in interest rate on bank balances.

The Group's cash flow interest rate risk is mainly concentrated on the fluctuation of HIBOR arising from the Group's HK\$ denominated bank borrowings.

# NOTES TO THE CONSOLIDATED FINANCIAL STATEMENTS (CONTINUED)

For the year ended 31 March 2024

## 31. FINANCIAL INSTRUMENTS (CONTINUED)

### (B) FINANCIAL RISK MANAGEMENT OBJECTIVES AND POLICIES (CONTINUED)

#### Market risk (continued)

#### (ii) Interest rate risk (continued)

##### *Sensitivity analysis*

As at 31 March 2024 and 2023, 50 basis points increase/decrease in HIBOR are used which represents management's assessment of the reasonably possible change in interest rates. The changes were not significant to the consolidated financial statements. Accordingly, no sensitivity analysis was performed.

#### Credit risk and impairment assessment

Credit risk refers to the risk that the Group's counterparties default on their contractual obligations resulting in financial losses to the Group. The Group's credit risk exposures are primarily attributable to trade receivables, bank balances, deposits and other receivables. The Group does not hold any collateral or other credit enhancements to cover its credit risks associated with its financial assets.

#### Trade receivables arising from contracts with customers

In order to minimise the credit risk, management of the Group has monitoring procedures to ensure that follow-up action is taken to recover overdue debts. Before accepting any new customer, the Group assesses the potential customer's credit quality and defines credit limits by customer. Limits attributed to customers are reviewed regularly. In this regard, management of the Group considers that the Group's credit risk is significantly reduced. In addition, the Group performs impairment assessment under ECL model on trade balances. Except for those with significant outstanding balances or credit-impaired balances which are assessed for ECL individually, the Group calculates the ECL on the remaining balances collectively by using a provision matrix, grouping by past due analysis.

The Group has concentration of credit risk with exposure limited to certain customers. At the end of reporting period, the Group's largest customer and largest five customers accounted for 40% (2023: 35%) and 68% (2023: 75%) of the Group's trade receivables respectively.

#### Bank balances

Although the bank balances are concentrated on certain counterparties, the credit risk on liquid funds are limited because the counterparties are banks with high credit ratings and quality.

# NOTES TO THE CONSOLIDATED FINANCIAL STATEMENTS (CONTINUED)

For the year ended 31 March 2024

## 31. FINANCIAL INSTRUMENTS (CONTINUED)

### (B) FINANCIAL RISK MANAGEMENT OBJECTIVES AND POLICIES (CONTINUED)

#### Credit risk and impairment assessment (continued)

##### Other receivables and deposits

The directors of the Company make periodic individual assessment on the recoverability of other receivables and deposits based on historical settlement records, past experience, and also quantitative and qualitative information that is reasonable and supportive forward-looking information. The directors of the Company believe that there are no significant increase in credit risk of these amounts since initial recognition and the Group provided impairment based on 12m ECL. For the years ended 31 March 2024 and 2023, the Group assessed the ECL for other receivables and deposits to be insignificant and thus no loss allowance was recognised.

The Group has no concentration of credit risk on other receivables and the credit risk is limited because the counterparties have good repayment history.

Other than the concentration of the credit risk on trade receivables and bank balances, the Group does not have any other significant concentration of credit risk.

The Group's internal credit risk grading assessment comprises the following categories:

Internal credit rating	Description	Trade receivables	Other financial assets
Low risk	The counterparty has a low risk of default and does not have any past-due amounts	Lifetime ECL – not credit-impaired	12m ECL
Watch list	Debtor frequently repays after due dates but usually settle in full	Lifetime ECL – not credit-impaired	12m ECL
Doubtful	There have been significant increases in credit risk since initial recognition through information developed internally or external resources	Lifetime ECL – not credit-impaired	Lifetime ECL – not credit-impaired
Loss	There is evidence indicating the asset is credit-impaired	Lifetime ECL – credit-impaired	Lifetime ECL – credit-impaired
Write-off	There is evidence indicating that the debtor is in severe financial difficulty and the Group has no realistic prospect of recovery	Amount is written off	Amount is written off

# NOTES TO THE CONSOLIDATED FINANCIAL STATEMENTS (CONTINUED)

For the year ended 31 March 2024

## 31. FINANCIAL INSTRUMENTS (CONTINUED)

### (B) FINANCIAL RISK MANAGEMENT OBJECTIVES AND POLICIES (CONTINUED)

#### Credit risk and impairment assessment (continued)

The tables below detail the credit risk exposures of the Group's financial assets, which are subject to ECL assessment:

		External credit rating	Internal credit rating	12m or lifetime ECL	Gross carrying amount As at 31 March	
					2024 HK\$'000	2023 HK\$'000
NOTES						
Financial assets at amortised cost						
Bank balances	23	A to AA+	N/A	12m ECL	274,295	328,606
Deposits	21	N/A	(Note i)	12m ECL	5,061	3,503
Other receivables	21	N/A	(Note i)	12m ECL	3,127	2,185
Trade receivables – contract with customers	21	N/A	Low risk	Lifetime ECL (individually assessed) (not credit- impaired)	81,454	30,045
			Watch list	Lifetime ECL (individually assessed) (not credit- impaired)	26,508	99,715
			(Note ii)	Lifetime ECL (provision matrix) (not credit- impaired)	51,971	44,220

Notes:

- (i) For deposits and other receivables, the credit risk on the balances is low as they have good repayment history. Accordingly, the amount of ECL is insignificant.
- (ii) For trade receivables, the Group has applied the simplified approach in HKFRS 9 to measure the loss allowance at lifetime ECL. Except for debtors with significant outstanding balances or credit-impaired balances which are assessed individually, the Group calculates the ECL on the remaining debtors by using a provision matrix, grouped by past due analysis.

# NOTES TO THE CONSOLIDATED FINANCIAL STATEMENTS (CONTINUED)

For the year ended 31 March 2024

## 31. FINANCIAL INSTRUMENTS (CONTINUED)

### (B) FINANCIAL RISK MANAGEMENT OBJECTIVES AND POLICIES (CONTINUED)

#### Credit risk and impairment assessment (continued)

As part of the Group's credit risk management, the Group applies internal credit rating for its customers. Trade receivables with significant outstanding balances with gross carrying amounts of HK\$107,962,000 as at 31 March 2024 (2023: HK\$129,760,000) were assessed individually. Loss allowance for trade receivables with significant outstanding balances was amounted to HK\$2,110,000 (2023: HK\$4,530,000).

For the remaining debtors in relation to its eyewear products, contact lens products and royalty operation which consist of common risk characteristics that are representative of the customers' abilities to repay in accordance with the contractual terms are assessed collectively using a provision matrix based primarily on the debtors' ageing profiles. The following table provides information about the exposure to credit risk for trade receivables which are assessed based on provision matrix as at 31 March 2024 and 2023 within lifetime ECL (not credit-impaired).

	As at 31 March 2024		As at 31 March 2023	
	Average loss rate	Trade receivables HK\$'000	Average loss rate	Trade receivables HK\$'000
Current (not past due)	1.70%	27,558	1.31%	28,058
Overdue up to 90 days	3.76%	19,513	5.88%	11,542
Overdue more than 90 days	32.98%	4,900	46.93%	4,620
		51,971		44,220

The estimated loss rates are estimated based on historical observed default rates over the expected life of the debtors and are adjusted for forward-looking information that is available without undue cost or effort. The grouping is regularly reviewed by management to ensure relevant information about specific debtors is updated.

# NOTES TO THE CONSOLIDATED FINANCIAL STATEMENTS (CONTINUED)

For the year ended 31 March 2024

## 31. FINANCIAL INSTRUMENTS (CONTINUED)

### (B) FINANCIAL RISK MANAGEMENT OBJECTIVES AND POLICIES (CONTINUED)

#### Credit risk and impairment assessment (continued)

The following table shows the movement in lifetime ECL that has been recognised for trade receivables under the simplified approach.

	Lifetime ECL (not credit- impaired) HK\$'000
As at 1 April 2022	11,617
Changes due to financial instruments recognised as at 1 April 2022:	
– Impairment losses reversed	(11,283)
New financial assets originated	7,714
Exchange adjustments	(305)
As at 31 March 2023	7,743
Changes due to financial instruments recognised as at 1 April 2023:	
– Impairment losses reversed	(7,565)
New financial assets originated	4,923
Exchange adjustments	(175)
As at 31 March 2024	4,926

# NOTES TO THE CONSOLIDATED FINANCIAL STATEMENTS (CONTINUED)

For the year ended 31 March 2024

## 31. FINANCIAL INSTRUMENTS (CONTINUED)

### (B) FINANCIAL RISK MANAGEMENT OBJECTIVES AND POLICIES (CONTINUED)

#### Liquidity risk

In the management of the liquidity risk, the Group monitors and maintains a level of cash and cash equivalents deemed adequate by the management to finance the Group's operations and mitigate the effects of fluctuations in cash flows.

The following table details the Group's remaining contractual maturity for its non-derivative financial liabilities and lease liabilities. The table has been drawn up based on the undiscounted cash flows of financial liabilities and lease liabilities based on the earliest date on which the Group can be required to pay. The maturity dates for the non-derivative financial liabilities and lease liabilities are based on agreed repayment dates. The table includes both interest and principal cash flows. To the extent that interest flows are floating rate, the undiscounted amount is derived from interest rate at the end of the reporting period.

In addition, the following table also details the Group's liquidity analysis for its derivative financial instruments. The tables have been drawn up based on the undiscounted contractual net cash outflows on derivative instruments that settle on a net basis. The liquidity analysis for the Group's derivative financial instruments are prepared based on the contractual maturities as the management consider that the contractual maturities are essential for an understanding of the timing of the cash flows of derivatives.

#### Liquidity table

	Weighted average interest rate %	On demand or less than 1 year HK\$'000	1–5 years HK\$'000	Over 5 years HK\$'000	Total undiscounted cash flows HK\$'000	Carrying amount at 31.3.2024 HK\$'000
<b>31 March 2024</b>						
<b>Non-derivative financial instruments</b>						
Trade and other payables	–	116,951	–	–	116,951	116,951
Bank borrowings	3.03	36,120	–	–	36,120	36,120
		153,071	–	–	153,071	153,071
Lease liabilities	4.67	8,270	9,742	–	18,012	17,029
<b>Derivative – net settlement</b>						
Derivative financial instruments	–	169	–	–	169	169



# NOTES TO THE CONSOLIDATED FINANCIAL STATEMENTS (CONTINUED)

For the year ended 31 March 2024

## 31. FINANCIAL INSTRUMENTS (CONTINUED)

### (B) FINANCIAL RISK MANAGEMENT OBJECTIVES AND POLICIES (CONTINUED)

#### Liquidity risk (continued)

#### Liquidity table (continued)

	Weighted average interest rate %	On demand or less than 1 year HK\$'000	1–5 years HK\$'000	Over 5 years HK\$'000	Total undiscounted cash flows HK\$'000	Carrying amount at 31.3.2023 HK\$'000
<b>31 March 2023</b>						
<b>Non-derivative financial instruments</b>						
Trade and other payables	–	99,713	–	–	99,713	99,713
Bank borrowings	2.78	38,140	–	–	38,140	38,140
		137,853	–	–	137,853	137,853
<b>Derivative – net settlement</b>						
Derivative financial instruments	–	31	–	–	31	31
Lease liabilities	4.67	6,436	5,154	202	11,792	11,014

Bank borrowings with a repayment on demand clause are included in the “on demand or less than 1 year” time band in the above maturity analysis. As at 31 March 2024, the aggregate carrying amounts of these bank borrowings amounted to HK\$36,120,000 (2023: HK\$38,140,000). Taking into account the Group’s financial position, the directors of the Company do not believe that it is probable that the banks will exercise their discretionary rights to demand immediate repayment. The directors of the Company believe that such bank borrowings will be fully repaid in fifteen years (2023: sixteen years) after the end of the reporting period in accordance with the scheduled repayment dates set out in the loan agreements, details of which are set out in the table below:

#### Maturity Analysis – Bank borrowings with a repayment on demand clause based on scheduled repayments

	Weighted average interest rate %	Less than 1 year HK\$'000	1–2 years HK\$'000	2–5 years HK\$'000	Over 5 years HK\$'000	Total undiscounted cash outflows HK\$'000	Carrying amount HK\$'000
<b>31 March 2024</b>	<b>3.03</b>	<b>3,138</b>	<b>3,138</b>	<b>9,415</b>	<b>28,769</b>	<b>44,460</b>	<b>36,120</b>
<b>31 March 2023</b>	<b>2.78</b>	<b>3,084</b>	<b>3,084</b>	<b>9,253</b>	<b>31,358</b>	<b>46,779</b>	<b>38,140</b>

The amounts included above for variable interest rate instruments are subject to change if changes in variable interest rates differ to those estimates of interest rates determined at the end of the reporting period.

# NOTES TO THE CONSOLIDATED FINANCIAL STATEMENTS (CONTINUED)

For the year ended 31 March 2024

## 31. FINANCIAL INSTRUMENTS (CONTINUED)

### (C) FAIR VALUE MEASUREMENT OF FINANCIAL INSTRUMENTS

Some of the Group's financial instruments are measured at fair value on a recurring basis at the end of each reporting period. The following table gives information about how the fair values of these financial instruments are determined (in particular, the valuation technique(s) and inputs used), as well as the level of fair value hierarchy into which the fair value measurements are categorised (levels 1 to 3) based on the degree to which the inputs to the fair value measurements are observable.

Financial assets	Fair value as at 31 March 2024	Fair value as at 31 March 2023	Fair value hierarchy	Valuation techniques and key inputs	Significant unobservable inputs
Derivative financial instruments (note 22)	Assets – Nil  Liabilities – HK\$169,000	Assets – HK\$110,000  Liabilities – HK\$31,000	Level 2	Future cash flows are estimated based on forward exchange rates (from observable forward exchange rates at the end of the reporting period) and contracted forward rates	N/A

*Note:* No sensitivity analysis of the fair value measurement to changes in unobservable inputs was performed as the changes were not significant to the consolidated financial statements.

There were no transfers into and out of Level 2 in the current and prior years.

The directors of the Company consider that the carrying amounts of financial assets and financial liabilities measured in amortised cost in the consolidated financial statements which are not measured at fair value on a recurring basis approximate their fair values at the end of the reporting period.

## NOTES TO THE CONSOLIDATED FINANCIAL STATEMENTS (CONTINUED)

For the year ended 31 March 2024

### 32. RECONCILIATION OF LIABILITIES ARISING FROM FINANCING ACTIVITIES

The table below details changes in the Group's liabilities arising from financing activities, including both cash and non-cash changes. Liabilities arising from financing activities are that for which cash flow was, or future cash flows will be classified in the Group's consolidated statement of cash flows as cash flow from financing activities.

	<b>Bank borrowings</b> HK\$'000	<b>Lease liabilities</b> HK\$'000	<b>Dividend payable</b> HK\$'000	<b>Total</b> HK\$'000
At 1 April 2022	40,236	20,582	—	60,818
Interest accrued	863	784	—	1,647
New lease entered/early termination of lease	—	1,608	—	1,608
Dividends declared	—	—	7,884	7,884
Financing cash flows	(2,959)	(11,229)	(7,884)	(22,072)
Exchange realignment	—	(731)	—	(731)
At 31 March 2023	<b>38,140</b>	<b>11,014</b>	—	<b>49,154</b>
Interest accrued	<b>1,105</b>	<b>840</b>	—	<b>1,945</b>
New lease entered	—	<b>15,394</b>	—	<b>15,394</b>
Dividends declared	—	—	<b>7,884</b>	<b>7,884</b>
Financing cash flows	<b>(3,125)</b>	<b>(9,759)</b>	<b>(7,884)</b>	<b>(20,768)</b>
Exchange realignment	—	<b>(460)</b>	—	<b>(460)</b>
At 31 March 2024	<b>36,120</b>	<b>17,029</b>	—	<b>53,149</b>

# NOTES TO THE CONSOLIDATED FINANCIAL STATEMENTS (CONTINUED)

For the year ended 31 March 2024

## 33. CAPITAL COMMITMENTS

	As at 31 March	
	2024	2023
	HK\$'000	HK\$'000
Capital expenditure contracted for but not provided in the consolidated financial statements in respect of:		
– Acquisition of property, plant and machinery	554	1,224
– Factory under construction or renovation	–	554
	554	1,778

The Group's share of the capital commitments made jointly with the joint venture partners relating to its joint ventures but not recognised at the end of the reporting date is as follows:

	As at 31 March	
	2024	2023
	HK\$'000	HK\$'000
Commitments to contribute funds for future operations	1,625	5,500

## NOTES TO THE CONSOLIDATED FINANCIAL STATEMENTS (CONTINUED)

For the year ended 31 March 2024

### 34. RETIREMENT BENEFITS SCHEMES

#### DEFINED CONTRIBUTION PLANS

Effective from 1 December 2000, the Group has joined the MPF Scheme for its employees in Hong Kong. The MPF Scheme is registered with the Mandatory Provident Fund Schemes Authority under the Mandatory Provident Fund Schemes Ordinance. The assets of the MPF Scheme are held separately from those of the Group in funds under the control of an independent trustee. Under the rule of the MPF Scheme, the employer and its employees are each required to make contributions to the scheme at rates specified in the rules. The only obligation of the Group with respect to the MPF Scheme is to make the required contributions under the scheme.

The employees employed in the PRC are members of the state-managed retirement benefit schemes operated by the PRC government. The PRC subsidiaries are required to contribute a certain percentage of their payroll to the retirement benefit schemes to fund the benefits. The only obligation of the Group with respect of the retirement benefit schemes is to make the required contributions under the schemes.

The Group operated a defined contribution retirement benefits scheme (“Defined Contribution Scheme”) for certain employees. The assets of the scheme were held in funds under the control of an independent trustee. Where there were employees who leave the Defined Contribution Scheme prior to vesting, the contribution payable by the Group are reduced by the amount of forfeited contributions.

The retirement benefits scheme contribution arising from the Defined Contribution Scheme, the MPF Scheme and the PRC state-managed retirement benefit scheme charged to profit or loss represents contributions paid and payable to the funds by the Group at rates specified in the rules of the schemes.

The total cost charged to profit or loss of HK\$34,943,000 (2023: HK\$36,147,000) represents contributions paid and payable to these schemes by the Group in respect of the current financial year.

#### DEFINED BENEFIT PLAN

Pursuant to the Employment Ordinance, Chapter 57, the Group has the obligation to pay Long Service Payment (“LSP”) to qualifying employees in Hong Kong upon retirement, subject to a minimum of 5 years employment period, based on the following formula:

Last monthly wages (before termination of employment) x  $\frac{2}{3}$  x Years of service

Last monthly wages are capped at HK\$22,500 while the amount of long service payment shall not exceed HK\$390,000. This obligation is accounted for as a post-employment defined benefit plan.

# NOTES TO THE CONSOLIDATED FINANCIAL STATEMENTS (CONTINUED)

For the year ended 31 March 2024

## 34. RETIREMENT BENEFITS SCHEMES (CONTINUED)

### DEFINED BENEFIT PLAN (CONTINUED)

Furthermore, the Mandatory Provident Fund Schemes Ordinance passed in 1995 permits the Group to utilise the Group's mandatory MPF contributions, plus/minus any positive/negative returns thereof (collectively, the "Eligible Offset Amount"), for the purpose of offsetting LSP payable to an employee (the "Offsetting Arrangement").

The Employment & Retirement Schemes Legislation (Offsetting Arrangement) (Amendment) Ordinance 2022 (the "ERSL Ordinance") was gazetted on 17 June 2022, which will eventually abolish the Offsetting Arrangement. The Amendment will come into effect prospectively from a date to be determined by the Hong Kong SAR Government, which is expected to be in 2025 (the "Transition Date"). Under the amended ERSL Ordinance, the Eligible Offset Amount after the Transition Date can only be applied to offset the pre-Transition Date LSP obligation but no longer eligible to offset the post-Transition Date LSP obligation. Furthermore, the LSP obligations before the Transition Date will be grandfathered and calculated based the last monthly wages immediately preceding the Transition Date.

The Group's LSP obligation, taking into consideration the Offsetting Arrangement, is considered to be insignificant as at 31 March 2024 and 2023.

## 35. RELATED PARTY DISCLOSURES

The following table provides the total amount of transactions which have been entered into with the related party during the year ended 31 March 2024 and 2023, as well as balances with the related party as at 31 March 2024 and 2023:

### (A) MATERIAL RELATED PARTY TRANSACTIONS AND BALANCES

	Purchases from related parties		Trade payables		Deposits	
	31.3.2024	31.3.2023	31.3.2024	31.3.2023	31.3.2024	31.3.2023
	HK\$'000	HK\$'000	HK\$'000	HK\$'000	HK\$'000	HK\$'000
Joint ventures	25,000	—	6,871	—	1,705	—

### (B) KEY MANAGEMENT PERSONNEL COMPENSATION

Key management personnel of the Group comprised of directors. The compensation of directors of the Company for both years are set out in note 11.

The remuneration of key management personnel were determined by the remuneration committee having regard to the performance of individuals and market trends.

# NOTES TO THE CONSOLIDATED FINANCIAL STATEMENTS (CONTINUED)

For the year ended 31 March 2024

## 36. SUMMARISED FINANCIAL INFORMATION OF THE COMPANY

	As at 31 March	
	2024	2023
	HK\$'000	HK\$'000
<b>NON-CURRENT ASSETS</b>		
Investments in subsidiaries	111,968	123,354
Amounts due from subsidiaries	194,245	194,198
	306,213	317,552
<b>CURRENT ASSETS</b>		
Amounts due from subsidiaries	4,000	4,000
Other assets	404	559
	4,404	4,559
<b>CURRENT LIABILITIES</b>		
Amounts due to subsidiaries	176,714	180,325
Other liabilities	210	206
	176,924	180,531
<b>NET CURRENT LIABILITIES</b>	(172,520)	(175,972)
<b>TOTAL ASSETS LESS CURRENT LIABILITIES</b>	133,693	141,580
<b>CAPITAL AND RESERVES</b>		
Share capital	26,278	26,278
Share premium and reserve	107,415	115,302
	133,693	141,580

# NOTES TO THE CONSOLIDATED FINANCIAL STATEMENTS (CONTINUED)

For the year ended 31 March 2024

## 36. SUMMARISED FINANCIAL INFORMATION OF THE COMPANY (CONTINUED)

Movements of the Company’s share premium and reserve are as follows:

	Share premium HK\$'000	Retained profits HK\$'000	Total HK\$'000
At 1 April 2022	78,945	44,440	123,385
Loss for the year	–	(199)	(199)
Dividends recognised as distribution	–	(7,884)	(7,884)
At 31 March 2023	78,945	36,357	115,302
Loss for the year	–	(3)	(3)
Dividends recognised as distribution	–	(7,884)	(7,884)
At 31 March 2024	78,945	28,470	107,415



# NOTES TO THE CONSOLIDATED FINANCIAL STATEMENTS (CONTINUED)

For the year ended 31 March 2024

## 37. PARTICULARS OF SUBSIDIARIES OF THE COMPANY

Particulars of the principal subsidiaries of the Company at 31 March 2024 and 2023 are as follows:

Name of subsidiary	Place of incorporation/ establishment and operation	Issued and fully paid ordinary share capital/ registered capital	Proportion of nominal value of issued share capital/ registered capital held by the Company		Principal activities
			2024	2023	
Sun Hing Optical International Group Limited ( <i>Note i</i> )	The BVI	HK\$106	100%	100%	Investment holding
101 (Hong Kong) Limited	Hong Kong	HK\$4	100%	100%	Sales of optical frames, sunglasses and related products
101 Studio Limited	Hong Kong	HK\$9	100%	100%	Sales of optical frames, sunglasses and related products
Sun Hing Optical Manufactory Limited	Hong Kong	HK\$2	100%	100%	Sales of optical frames, sunglasses and related products
Sun Hing Optical Company Limited	Hong Kong	HK\$1,000	100%	100%	Sales of optical frames, sunglasses and related products
New Prosperity Optical Manufactory Limited	The BVI/PRC	US\$1	100%	100%	Property holding
Yorkshire Holdings Limited	Hong Kong	HK\$10	100%	100%	Property holding
紫金縣新基眼鏡五金配件有限公司 ( <i>Note ii</i> )	The PRC	HK\$100,200,000	100%	100%	Manufacturing of optical frames, sunglasses and related products
東莞新溢眼鏡制造有限公司 ( <i>Note ii</i> )	The PRC	US\$34,000,000	100%	100%	Manufacturing of optical frames, sunglasses and related products
深圳佰萊德貿易有限公司 ( <i>Note ii</i> )	The PRC	US\$3,000,000	100%	100%	Sales of optical frames, sunglasses and related products
平頂山新曄眼鏡有限公司 ( <i>Note ii</i> )	The PRC	RMB10,000,000	100%	100%	Manufacturing of optical frames, sunglasses and related products
101 Studio Investment Limited	Hong Kong	HK\$2	100%	100%	Trademark holding
SHV Holdings Limited	Hong Kong	HK\$2	100%	100%	Properties holding
101 Studio (Eyecare) Limited	Hong Kong	HK\$2	100%	100%	Trading of contact lens
Sun Tat Vietnam Optical Company Limited	Vietnam	USD2,941,000	100%	100%	Property holding

# NOTES TO THE CONSOLIDATED FINANCIAL STATEMENTS (CONTINUED)

For the year ended 31 March 2024

## 37. PARTICULARS OF SUBSIDIARIES OF THE COMPANY (CONTINUED)

Notes:

- (i) Sun Hing Optical International Group Limited is directly held by the Company and all other subsidiaries are indirectly held.
- (ii) The subsidiaries established in the PRC are registered as wholly foreign owned enterprises.

The above table lists the subsidiaries of the Company which, in the opinion of the directors of the Company, principally affected the results or assets of the Group. To give details of other subsidiaries would, in the opinion of the directors of the Company, result in particulars of excessive length.

At the end of the reporting period, the Company has other subsidiaries that are not material to the Group. A majority of these subsidiaries operate in Hong Kong and the BVI. The principal activities of these subsidiaries are summarised as follows:

Principal activities	Principal place of business	Number of subsidiaries	
		As at 31 March 2024	2023
Investment holding	Hong Kong	6	6
	The BVI	2	2
		8	8

None of the subsidiaries had issued any debt securities subsisting at 31 March 2024 or at any time during the year.

# FINANCIAL SUMMARY

## RESULTS

	Year ended 31 March				
	2020 HK\$'000	2021 HK\$'000	2022 HK\$'000	2023 HK\$'000	2024 HK\$'000
Revenue	912,787	701,671	876,741	704,914	702,343
Profit (loss) before tax	(165,740)	2,665	9,251	(34,354)	(39,013)
Income tax (expense) credit	(79)	6,843	(596)	3,796	10,648
Profit (loss) for the year	(165,819)	9,508	8,655	(30,558)	(28,365)
Profit (loss) for the year attributable to:					
Owners of the Company	(165,913)	9,608	9,091	(30,558)	(28,365)
Non-controlling interests	94	(100)	(436)	—	—
	(165,819)	9,508	8,655	(30,558)	(28,365)

## ASSETS AND LIABILITIES

	At 31 March				
	2020 HK\$'000	2021 HK\$'000	2022 HK\$'000	2023 HK\$'000	2024 HK\$'000
Total assets	1,032,741	1,067,589	1,040,375	945,164	905,955
Total liabilities	(277,240)	(296,989)	(258,890)	(222,795)	(235,560)
Shareholders' equity	755,501	770,600	781,485	722,369	670,395
Attributable to:					
Owners of the Company	755,085	770,147	781,485	722,369	670,395
Non-controlling interests	416	453	—	—	—
	755,501	770,600	781,485	722,369	670,395

# CORPORATE INFORMATION

## **BOARD OF DIRECTORS** **EXECUTIVE DIRECTORS**

Ku Ngai Yung, Otis – *Chairman*

Ku Ka Yung – *Deputy Chairman*

Chan Chi Sun

Ma Sau Ching

Liu Tao

## **INDEPENDENT NON-EXECUTIVE** **DIRECTORS**

Lee Kwong Yiu

Wong Che Man, Eddy

Chow Chi Fai

## **COMPANY SECRETARY**

Kam Wing Kwok

## **AUDITOR**

Deloitte Touche Tohmatsu

(resigned on 13 October 2023)

*Registered Public Interest Entity Auditors*

SHINEWING (HK) CPA Limited

(appointed on 13 October 2023)

*Registered Public Interest Entity Auditors*

## **LEGAL ADVISER IN HONG KONG**

King & Wood Mallesons

## **LEGAL ADVISER ON BERMUDA LAW**

Conyers Dill & Pearman

## **REGISTERED OFFICE**

Clarendon House

2 Church Street

Hamilton HM 11

Bermuda

## **HEAD OFFICE AND PRINCIPAL PLACE OF** **BUSINESS IN HONG KONG**

25th Floor, EGL Tower

83 Hung To Road, Kwun Tong

Kowloon

Hong Kong

## **PRINCIPAL SHARE REGISTRAR**

Codan Services Limited

Clarendon House

2 Church Street

Hamilton HM 11

Bermuda

## **HONG KONG BRANCH SHARE REGISTRAR**

Union Registrars Limited

Suites 3301–04, 33rd Floor

Two Chinachem Exchange Square

338 King's Road

North Point

Hong Kong

## **PRINCIPAL BANKERS**

Standard Chartered Bank (Hong Kong) Limited

Chong Hing Bank Limited

Bank of China (Hong Kong) Limited

## **WEBSITE**

[www.sunhingoptical.com](http://www.sunhingoptical.com)







Stock Code 股份代號 : 125  
[www.sunhingoptical.com](http://www.sunhingoptical.com)