



## ANNUAL REPORT 2024



### ANTA SPORTS PRODUCTS LIMITED

Incorporated in the Cayman Islands with limited liability  
Stock Codes: 2020 (HKD counter) and 82020 (RMB counter)











## CONTENTS

3	Corporate Profile
4	2024 Highlights at a Glance
10	Financial Overview
11	Five-year Financial Summary
12	Chairman's Statement
	Management Discussion and Analysis
20	– Strategy
22	– Co-CEOs' Strategic Review
30	– Business Review
46	– Financial Review
56	Investors Information
57	Corporate Information
60	Report of the Directors
81	Corporate Governance Report
123	Risk Management Report
130	Directors, Company Secretary and Senior Management
133	Independent Auditor's Report
137	Consolidated Statement of Profit or Loss and Other Comprehensive Income
138	Consolidated Statement of Financial Position
140	Consolidated Statement of Changes in Equity
141	Consolidated Statement of Cash Flows
143	Notes to the Financial Statements
191	Material Accounting Policy Information
208	Principal Subsidiaries
220	Glossary

## MISSION

To bring the

# Transcendent Sports Spirit

into everyone's life

## VISION

To be a

# World-leading Multi-brand Sportswear Group

### Three Cores

1

Consumer-centric

2

Competitive Benchmarking


3

Leading by Example



## Corporate Profile

ANTA was established in 1991; while ANTA Sports Products Limited, a widely recognized global sportswear company, was listed on the Main Board of HKEx in 2007 (Stock Codes: 2020 (HKD counter) and 82020 (RMB counter)). The mission of the Company is to bring the transcendent sports spirit into everyone's life. ANTA Sports principally engages in R&D, design, manufacturing, marketing and sales of professional sports products including footwear, apparel and accessories. By embracing an all-round brand portfolio including ANTA, FILA, DESCENTE, KOLON SPORT and MAIA ACTIVE, etc., ANTA Sports aims to unlock the potential of both the mass and high-end sportswear markets. ANTA Sports is also the largest shareholder of Amer Sports, Inc., a global group of iconic sports and outdoor brands, including Arc'teryx, Salomon, Wilson, Peak Performance, and Atomic, whose shares are listed on the New York Stock Exchange (NYSE: AS).



\* As of 31 December 2024



# 2024 HIGHLIGHTS AT A GLANCE







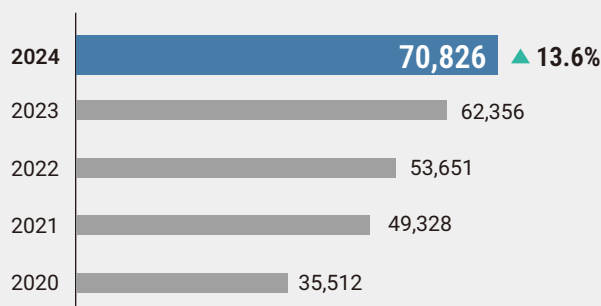
## 2024 Highlights at a Glance

# FINANCIAL PERFORMANCE

(For the year ended 31 December 2024)

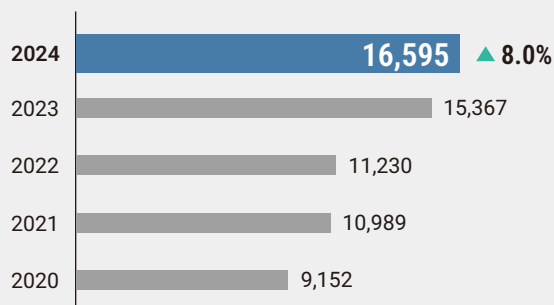
### Revenue

RMB million



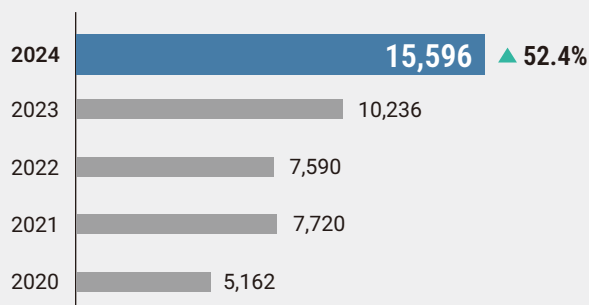
### Profit from operations

RMB million

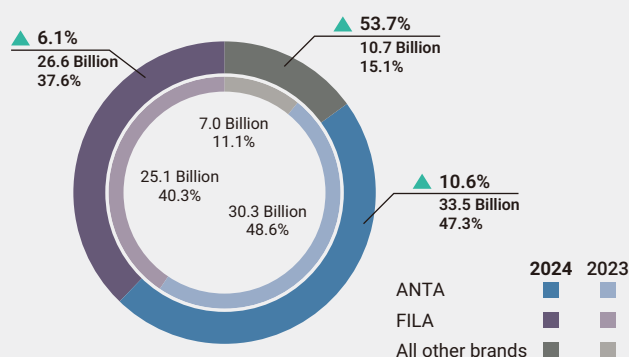


### Profit attributable to equity shareholders

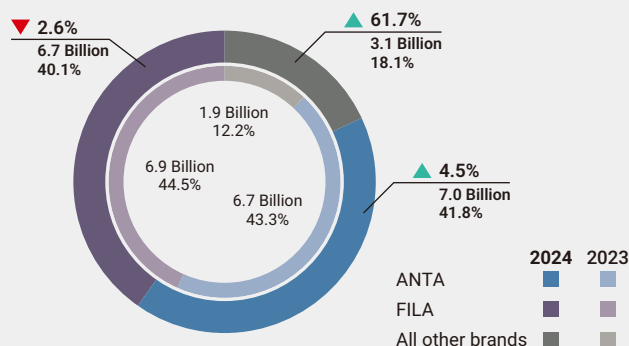
RMB million



### Revenue breakdown by segment



### Profit from operations breakdown by segment



\* For reconciliation purpose, the expenses of headquarters and unallocated items of RMB228 million (2023: RMB166 million) are not shown above.



#### Basic earnings per share

**RMB5.55 ▲ 50.4%**



#### Net cash position

**RMB31.4 billion ▼ 6.5%**



**Payout of the profit attributable to equity shareholders**, excluding non-cash accounting gain arising from equity dilution under the Amer Sports Listing and Amer Sports Placing\*

**51.4%**

\* Payout of the profit attributable to equity shareholders, including non-cash accounting gain arising from equity dilution under the Amer Sports Listing and Amer Sports Placing 39.3%.



# OPERATIONAL PERFORMANCE

(As of 31 December 2024)

Number of stores

## Offline stores

Our multiple brands spanning across

# 12,000+ stores

worldwide

## E-commerce business

# 35.1%

of the overall Group's revenue (2023: 32.8%)



IN CHINA AND OVERSEAS



ANTA

**7,135** (7,053\*)



ANTA KIDS

**2,784** (2,778\*)



IN CHINA AND SINGAPORE



FILA

**1,264** (1,179\*)



FILA KIDS

**590** (582\*)



FILA FUSION

**206** (211\*)



IN CHINA AND SOUTHEAST ASIA



DESCENTE

**226** (187\*)



IN CHINA



KOLON SPORT

**191** (164\*)

\* As of 31 December 2023

2024 Highlights at a Glance

COMPANY HIGHLIGHTS

Rising  
Performance in  
International  
Ratings

Moody's  
Ratings

Outlook: Stable  
since 2024

A3

MSCI ESG Ratings

MSCI  
ESG RATINGS

CCC B BB BBB A AA AAA

Three Levels  
from B in 2022-2023

A member of  
Dow Jones Best-in-Class  
Emerging Markets Index  
since 2024

CDP Climate Change Rating



C

Unwavering  
Commitment  
to Investing  
in Long-Term  
Growth

Completion of  
Amer Sports Listing



Subscribed as a cornerstone  
investor

Paris 2024 Olympic  
Summer Games



Provided the official uniform for  
victory ceremonies for the Chinese  
Sports Delegation

Share repurchase  
HKD10 billion  
share repurchase plan  
announced in August 2024

Share awards  
Granted a total  
of approximately  
3.67 million  
awarded Shares  
to selected employees of  
the Group

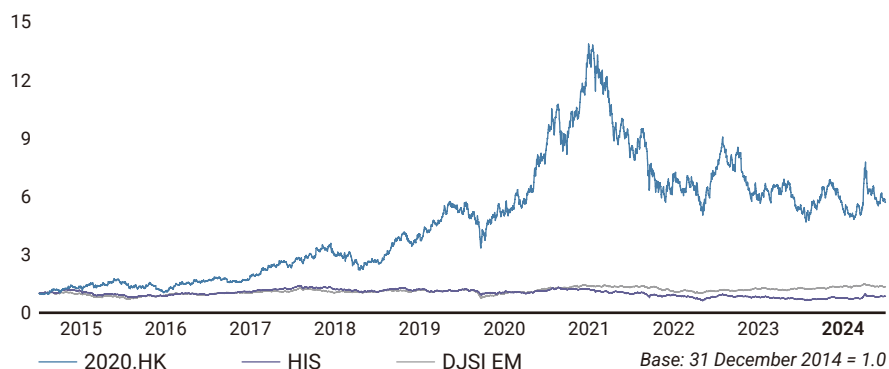


# CREATING VALUE FOR SHAREHOLDERS

The Group is committed to creating value for Shareholders, emphasizing total return on investment through both capital gains and dividend income. We are also dedicated to strengthening the Company's competitive advantages to drive long-term shareholder returns by pursuing various strategies that ensure sustainable and high-quality profit growth.

## Share Price

10-year Relative Share Price Performance — ANTA Sports vs Hang Seng Index (HSI) and Dow Jones Best-in-class Emerging Markets Index (DJSI EM)



Annualized growth rate of stock price over 10-year period (2015–2024)

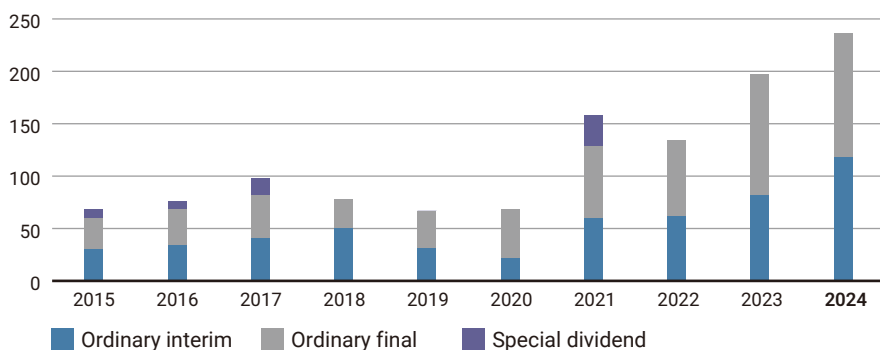
ANTA Sports ▲ **19.0%**

HSI ▼ **1.6%**

DJSI EM ▲ **2.9%**

## Dividend

HK Cent



In the past decade (2015–2024), a total of

**RMB26.31 billion**

dividends has been paid to equity shareholders of the Company

In 2024, a total of

**16.31 million Shares**

have been repurchased with a total repurchase amount of

**HKD1.28 billion**

ANTA Sports	Since IPO (2007–2024)	10-year period (2015–2024)
Annualized Total Returns to Shareholders = Dividend income + Capital gain	<b>15.0%</b>	<b>20.7%</b>

# Financial Overview

Year ended 31 December	2024	2023	Changes
	(RMB million)	(RMB million)	(%)
Revenue	70,826	62,356	▲ 13.6
ANTA	33,522	30,306	▲ 10.6
FILA	26,626	25,103	▲ 6.1
All other brands	10,678	6,947	▲ 53.7
Gross profit	44,032	39,028	▲ 12.8
ANTA	18,274	16,648	▲ 9.8
FILA	18,051	17,315	▲ 4.3
All other brands	7,707	5,065	▲ 52.2
Profit from operations	16,595	15,367	▲ 8.0
ANTA	7,035	6,731	▲ 4.5
FILA	6,738	6,916	▼ 2.6
All other brands	3,050	1,886	▲ 61.7
Profit for the year	16,989	11,277	▲ 50.7
Profit attributable to equity shareholders			
– excluding share of profit or loss of an associate/a joint venture and gain arising from equity dilution under the Amer Sports Listing and Amer Sports Placing	11,729	10,954	▲ 7.1
– including share of profit or loss of an associate/a joint venture and gain arising from equity dilution under the Amer Sports Listing and Amer Sports Placing	15,596	10,236	▲ 52.4
Free cash inflow	13,254	17,823	▼ 25.6
	(RMB)	(RMB)	(%)
Earnings per share			
– Basic	5.55	3.69	▲ 50.4
– Diluted	5.41	3.60	▲ 50.3
	(HK cents)	(HK cents)	(%)
Dividend per share			
– Ordinary interim	118	82	
– Ordinary final	118	115	
	236	197	▲ 19.8
	(%)	(%)	(% point)
Gross profit margin	62.2	62.6	▼ 0.4
ANTA	54.5	54.9	▼ 0.4
FILA	67.8	69.0	▼ 1.2
All other brands	72.2	72.9	▼ 0.7
Operating profit margin	23.4	24.6	▼ 1.2
ANTA	21.0	22.2	▼ 1.2
FILA	25.3	27.6	▼ 2.3
All other brands	28.6	27.1	▲ 1.5
Net profit margin	24.0	18.1	▲ 5.9
Margin of profit attributable to equity shareholders			
– excluding share of profit or loss of an associate/a joint venture and gain arising from equity dilution under the Amer Sports Listing and Amer Sports Placing	16.6	17.6	▼ 1.0
– including share of profit or loss of an associate/a joint venture and gain arising from equity dilution under the Amer Sports Listing and Amer Sports Placing	22.0	16.4	▲ 5.6
Effective tax rate <sup>(1)</sup>	27.2	26.7	▲ 0.5
Advertising and promotional expenses ratio (as a percentage of revenue)	9.0	8.2	▲ 0.8
Staff costs ratio (as a percentage of revenue)	14.8	14.9	▼ 0.1
R&D costs ratio (as a percentage of revenue)	2.8	2.6	▲ 0.2

As at 31 December	2024	2023	Changes
	(RMB)	(RMB)	(%)
Shareholders' equity per share	21.86	18.17	▲ 20.3
	(%)	(%)	(% point)
Gearing ratio <sup>(2)</sup>	18.5	16.2	▲ 2.3
Return on average total shareholders' equity <sup>(3)</sup>	27.6	23.8	▲ 3.8
Return on average total assets <sup>(4)</sup>	15.2	12.7	▲ 2.5
Average total shareholders' equity to average total assets	55.3	53.2	▲ 2.1
	(days)	(days)	(days)
Average inventory turnover days <sup>(5)</sup>	123	123	–
Average trade receivables turnover days <sup>(6)</sup>	21	20	▲ 1
Average trade payables turnover days <sup>(7)</sup>	51	47	▲ 4

## Cautionary Statement Regarding Forward-Looking Statements

This *Annual Report 2024* contains certain forward-looking statements with respect to the financial conditions, results of operations and business of the Group. These forward-looking statements represent the Group's expectations or beliefs concerning future events and involve known and unknown risks and uncertainties that could cause actual results, performance or events to differ materially from those expressed or implied in such statements. Certain statements, that include wordings like "potential", "estimated", "expects", "anticipates", "objective", "intends", "plans", "believes", "estimates", and similar expressions or variations on such expressions may be considered "forward-looking statements".

Forward-looking statements involve inherent risks and uncertainties. Readers should be cautioned that a number of factors could cause actual results to differ in some instances materially, from those anticipated or implied in any forward-looking statement. Forward-looking statements speak only at the date they are made, and it should not be assumed that they have been reviewed or updated in the light of new information or future events. Trends and factors that are expected to affect the Group's results of operations are described in the section "Management Discussion and Analysis".

### Notes:

- (1) Effective tax rate does not include the effect of share of profit or loss of an associate/a joint venture and gain arising from equity dilution under the Amer Sports Listing and Amer Sports Placing.
- (2) Gearing ratio is equal to total borrowings divided by the total assets at the end of the relevant year.
- (3) Return on average total shareholders' equity is equal to the profit attributable to equity shareholders divided by the average balance of total shareholders' equity.
- (4) Return on average total assets is equal to the profit attributable to equity shareholders divided by the average balance of total assets.
- (5) Average inventory turnover days is equal to the average balance of inventories divided by the cost of sales and multiplied by the number of days in the relevant year.
- (6) Average trade receivables turnover days is equal to the average balance of trade receivables divided by the revenue and multiplied by the number of days in the relevant year.
- (7) Average trade payables turnover days is equal to the average balance of trade payables divided by the cost of sales and multiplied by the number of days in the relevant year.
- (8) Average balance aforementioned means the average of the balance as at 1 January and the balance as at 31 December of the relevant year.



# Five-Year Financial Summary

	2024	2023	2022	2021	2020
	(RMB million)	(RMB million)	(RMB million)	(RMB million)	(RMB million)
Revenue	70,826	62,356	53,651	49,328	35,512
Gross profit	44,032	39,028	32,318	30,404	20,651
Profit from operations	16,595	15,367	11,230	10,989	9,152
Profit attributable to equity shareholders	15,596	10,236	7,590	7,720	5,162
Non-current assets	60,133	40,088	26,599	22,766	19,150
Current assets	52,482	52,140	42,596	39,902	32,717
Total assets	112,615	92,228	69,195	62,668	51,867
Current liabilities	28,593	20,591	26,207	15,943	11,715
Net current assets	23,889	31,549	16,389	23,959	21,002
Total assets less current liabilities	84,022	71,637	42,988	46,725	40,152
Non-current liabilities	17,283	15,627	5,149	15,062	14,328
Total liabilities	45,876	36,218	31,356	31,005	26,043
Net assets	66,739	56,010	37,839	31,663	25,824
Non-controlling interests	5,010	4,550	3,439	2,740	1,811
Shareholders' equity	61,729	51,460	34,400	28,923	24,013
	(RMB)	(RMB)	(RMB)	(RMB)	(RMB)
Basic earnings per share	5.55	3.69	2.82	2.87	1.92
Diluted earnings per share	5.41	3.60	2.76	2.81	1.89
Shareholders' equity per share	21.86	18.17	12.68	10.70	8.88
	(HK cents)	(HK cents)	(HK cents)	(HK cents)	(HK cents)
Dividend per share					
– Ordinary interim	118	82	62	60	21
– Ordinary final	118	115	72	68	47
– Special interim	–	–	–	30	–
Total	236	197	134	158	68
	(%)	(%)	(%)	(%)	(%)
Gross profit margin	62.2	62.6	60.2	61.6	58.2
Operating profit margin	23.4	24.6	20.9	22.3	25.8
Margin of profit attributable to equity shareholders	22.0	16.4	14.1	15.7	14.5
Effective tax rate <sup>(1)</sup>	27.2	26.7	27.5	26.7	29.0
Advertising and promotional expenses ratio (as a percentage of revenue)	9.0	8.2	10.3	12.4	10.0
Staff costs ratio (as a percentage of revenue)	14.8	14.9	15.1	13.5	12.5
R&D costs ratio (as a percentage of revenue)	2.8	2.6	2.4	2.3	2.5
Gearing ratio <sup>(1)</sup>	18.5	16.2	18.3	21.0	27.8
Return on average total shareholders' equity <sup>(1)</sup>	27.6	23.8	24.0	29.2	23.4
Return on average total assets <sup>(1)</sup>	15.2	12.7	11.5	13.5	11.1
Average total shareholders' equity to average total assets	55.3	53.2	48.0	46.2	47.4
	(days)	(days)	(days)	(days)	(days)
Average inventory turnover days <sup>(1)</sup>	123	123	138	127	122
Average trade receivables turnover days <sup>(1)</sup>	21	20	21	26	39
Average trade payables turnover days <sup>(1)</sup>	51	47	50	53	66

Note:

(1) Please refer to notes on page 10 of this annual report for the definitions of effective tax rate, gearing ratio, return on average total shareholders' equity, return on average total assets, average inventory turnover days, average trade receivables turnover days and average trade payables turnover days.

# Chairman's Statement

---

Years ago, we adopted the

## “Single-focus, Multi-brand, Globalization”

strategy as a crucial direction for the Company's development. Moving forward, through our diversified brand portfolio and differentiated market positioning, our multi-brand synergy will further enhance our overall corporate value.

**Ding Shizhong**

Chairman

---

### Dear Shareholders,

2024 marks the fourth year of the Group's new decade strategy of “Single-focus, Multi-brand, Globalization”. Despite a complex global macroeconomic environment, fluctuating consumer confidence, and intense industry competition, we have remained steadfastly in pursuing our mid- to long-term strategy. According to data from a global authoritative institution, the Group's market share in the Chinese sportswear market surged to 23.0% in 2024, achieving industry leadership position, while also ranking among the top three globally. We remain cautiously optimistic about China's economy, where the sports industry continues to expand with strong development potential. We remain committed to deepening our presence in the Chinese market while advancing the global reach of ANTA, gradually realizing our vision of “becoming a world-leading multi-brand sportswear group”.

We have consistently maintained open, transparent and diversified communication with Shareholders and investors, understanding their focus on long-term investment returns. Over the past decade, the Group has created long-term value for Shareholders through capital appreciation, built on solid revenue and profit growth, successful multi-brand strategy, and continuous innovation-driven development. Supported by robust financial fundamentals, we have further enhanced shareholder returns through regular dividend distributions. The Board has recommended the payment of a final dividend of HK118 cents per ordinary Share, representing an ordinary dividend payout of 51.4% (2023: 50.9%) of the profit attributable to equity shareholders, excluding non-cash accounting gain arising from equity dilution under the Amer Sports Listing and Amer Sports Placing. Additionally, we enhanced Shareholders' per-share value and returns through a share repurchase plan, announced our first share repurchase plan in August 2024 and have repurchased Shares for a total consideration of HKD1.28 billion during the financial year. Through steady earnings growth, we are also gradually increasing our basic earnings per share.





## Chairman's Statement

Creating greater value for Shareholders and consumers requires vision and commitment with a focus on long-term development. Years ago, we adopted the “Single-focus, Multi-brand, Globalization” strategy as a crucial direction for the Company’s development. Moving forward, through our diversified brand portfolio and differentiated market positioning, our multi-brand synergy will bring our overall corporate value into sharper focus. We will continue to build new innovation platform, striving to create more “good products” through innovative technology. In 2024, the Group took the lead in establishing the *Sportswear Industry Innovation Consortium*, uniting upstream and downstream supply chain partners, universities and research institutes to jointly address core technical challenges in materials, design, and manufacturing processes, committed to developing R&D achievements that will have industry-wide and global impact.

In terms of sustainable development, we have achieved splendid results during the financial year. The Group has been included in the Hang Seng Corporate Sustainability Benchmark Index again and, for the first time, as a constituent of the Dow Jones Best-in-Class Emerging Markets Index, becoming one of six Mainland Chinese enterprises featured in the index and the only Chinese footwear and apparel company included. Its MSCI ESG rating has risen to “A”, with notable improvements in five key issue scores: Raw Material Sourcing, Product Carbon Footprint, Supply Chain Labor Standards, Chemical Safety and Labor Management. As consumers, investors, and regulatory authorities’ attention to sustainability continues to grow, we are increasingly focused on our long-term commitment to society, aiming to achieve mutualism with the environment through our “1+3+5” strategy and carbon neutrality by 2050.

2025 is filled with both opportunities and challenges. I am confident that our steadfast commitment to longtermism and our foundation of high-quality products will enable us to deliver even greater value to global consumers in a fiercely competitive market. On behalf of the Board, I would like to extend my heartfelt gratitude to our Shareholders for their unwavering support. I also wish to express my sincere appreciation to all employees and partners who have contributed to the Company’s development.



**Ding Shizhong**

Chairman

Hong Kong SAR, 19 March 2025



---

# Conversation with the Chairman

We are committed to maintaining close communication with our Shareholders and investors, responding to their feedback with sincerity, and ensuring they have a clear and comprehensive understanding of our business and development.

---

Given the Company's ample capital resources and significant M&A achievements, under the "Single-focus, Multi-brand, Globalization" strategy, how does the Company evaluate and balance acquisitions and organic growth to create long-term returns for Shareholders?

1

In response to the complex macro environment, we prioritize maintaining a robust balance sheet to navigate unexpected market changes. We continue to adopt disciplined financial management practices to ensure sufficient operating capital while preserving investment capacity to act on potential strategic opportunities. Our "Multi-brand" strategy, implemented since 2009, has delivered exceptional results. Successful investments in FILA, DESCENTE, KOLON SPORT, and Amer Sports have not only diversified our growth paths but also helped us develop a proven methodology for operating new brands.

Our growth strategy strikes a careful balance between acquisitions and organic growth, with both approaches working in tandem to create corporate value. Through ongoing investments in innovation, product development, and retail experiences, we enable our brands to quickly establish competitive advantages in their respective niche, providing consumers with higher value-added product choices. Our unique multi-brand synergistic management capabilities maximize retail operational efficiency across all brands.

While maintaining steady and healthy momentum in the Chinese market, we actively explore growth opportunities across different sectors. Building on our diverse brand portfolio, we continue to strengthen our "Multi-brand" strategy by carefully evaluating potential strategic investments that could enhance our product offerings, capital efficiency and return on investment.

## Chairman's Statement

As we pursue growth, we remain deeply committed to the interests and return expectations of our Shareholders and investors. Based on our cash position, we regularly review our shareholder return mechanisms and have recently introduced a two-pronged approach to shareholder returns through regular dividends and share repurchase. Our approach is guided by two key considerations – ensuring Shareholders receive fair returns benchmarked against our listed peers, while maintaining sustainable operations and development. By balancing these two factors, we strive to achieve a reasonable and sustainable equilibrium, delivering reliable long-term returns to our Shareholders.

## How to build global influence as a Chinese brand in overseas markets?

2

Building influence relies on the combined strength of our brands, products, and retail operations. We understand that success in the global market requires meeting the unique needs of different regions. To achieve this, we have established six major design centers across China, U.S., Japan, South Korea, Italy, and Netherlands. We have also formed partnerships with over 70 universities and research institutions, collaborated with more than 250 experts, and worked with over 800 suppliers to drive cutting-edge technological development projects, providing robust technical support for product innovation and delivering “good products” to consumers worldwide.

At the same time, as a Chinese brand expanding into overseas markets, building brand strength is equally crucial. We have enhanced our global brand recognition through collaborations with renowned athletes and teams. For instance, ANTA's partnerships with Kyrie Irving, star player of the NBA championship team, and Kenenisa Bekele, the renowned Ethiopian long-distance runner, have not only strengthened our global brand promotion but also helped us establish connections with international retail partners, facilitating broader market access and reaching diverse consumer groups.

Additionally, we steadily expand our global footprint by establishing regional offices and direct retail stores worldwide, as well as building local logistics and back-office resources, with goals to strengthen our overseas retail operational capabilities and enable closer relationships with local consumers and retailers. We also expand into major international e-commerce platforms, allowing us to respond more quickly to regional consumer needs and market changes.





## Did the Company's performance in 2024 meet your expectations? How do you view the operating environment for the next two years? Does the Company consider high growth rate as its core objective?

3

Looking back at 2024, despite a more challenging global macroeconomic environment than in previous years, each brand and the Group as a whole still managed to further gain market share during the financial year. We achieved our strategic goal of "becoming the market leader in China by 2025" ahead of schedule. Our brands have successfully advanced their established medium- to long-term strategies: ANTA's strategy of "Mass Market Positioning and Fostering Brand Transformation and Growth" and "Brand Globalization" has shown initial success, with the brand's influence continuing to expand; FILA has maintained its high-end fashion sports positioning, making breakthroughs in both professional sports series and footwear products; DESCENTE and KOLON SPORT have exceeded expectations in their respective niches. These achievements not only demonstrate our resilience in a complex environment but also validate the foresight of our strategic planning and the effectiveness of our execution.

Looking ahead to 2025, macroeconomy and consumer market uncertainties remain high, but we remain optimistic about our mid- to long-term growth prospects. China continues to be one of the most attractive consumer markets, its sports industry continues to be vibrant. We will continue to pursue high-quality growth, ensuring that our growth rate outpace that of our competitors while maintaining our leading position in consumers' minds. Specifically, building on our solid operational foundation, the Group will continue to advance our mid-term strategies, striving to lead the industry and expand market share. We are confident that through continuous innovation and operational optimization, we shall maintain our competitive edge and create greater value for our Shareholders.







# MANAGEMENT DISCUSSION AND ANALYSIS



# Our Strategy

## Single-Focus

Focusing on Sportswear Industry



## Multi-Brand

Multi-brand Synergy and Sustainable Growth





## Globalization

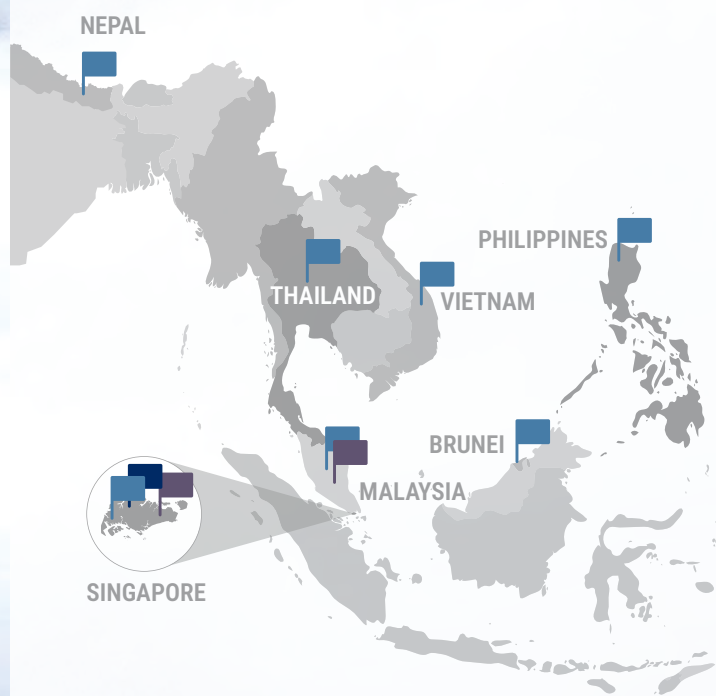
### Advancing Global Strategic Expansion

#### Global Expansion Started from Southeast Asia

During the financial year, **ANTA** and **DESCENTE** accelerated their overseas expansion, establishing significant footholds in Southeast Asia. **ANTA** also strategically expanded into the Middle East, North America, Europe, and Africa.

**240+ stores**  
outside China\*

- ANTA
- FILA
- DESCENTE



\* As at 31 December 2024, the number of ANTA (including ANTA KIDS), FILA (including FILA KIDS and FILA FUSION), and DESCENTE stores was included.

## BUSINESS MODEL

Over 30 years, the Group has evolved into a globally recognized sportswear company with strong upstream, midstream and downstream capabilities. With a sophisticated vertically integrated business model, we are able to rigorously and effectively monitor and control our entire value chain, from R&D to design, manufacturing, marketing and sales of branded sportswear products, and to quickly respond to the differentiated needs of our consumers.

We adopt a hybrid operation model to fully capitalize on the advantages and positioning of our different brands. On the one hand, under the wholesale model and franchise business of ANTA's DTC model, we leverage our distributors, franchisees and their local knowledge to sell our products to end customers through the authorized retail stores they operate. On the other hand, under self-operated business of ANTA's DTC model as well as direct retail model of FILA and other brands, we directly operate retail stores, allowing us to be more sensitive to the change in demand of our customers.

# CO-CEOs' STRATEGIC REVIEW



## Market Review

In 2024, China's GDP grew by 5.0% year-on-year, with total retail sales of consumer goods reaching RMB48.8 trillion, a year-on-year increase of 3.5%. Amid an ever-changing market environment, we maintain our brand strategy as our core focus, combining it with dynamic management to respond flexibly, achieving quality and stable growth while maintaining a leading position in market share.

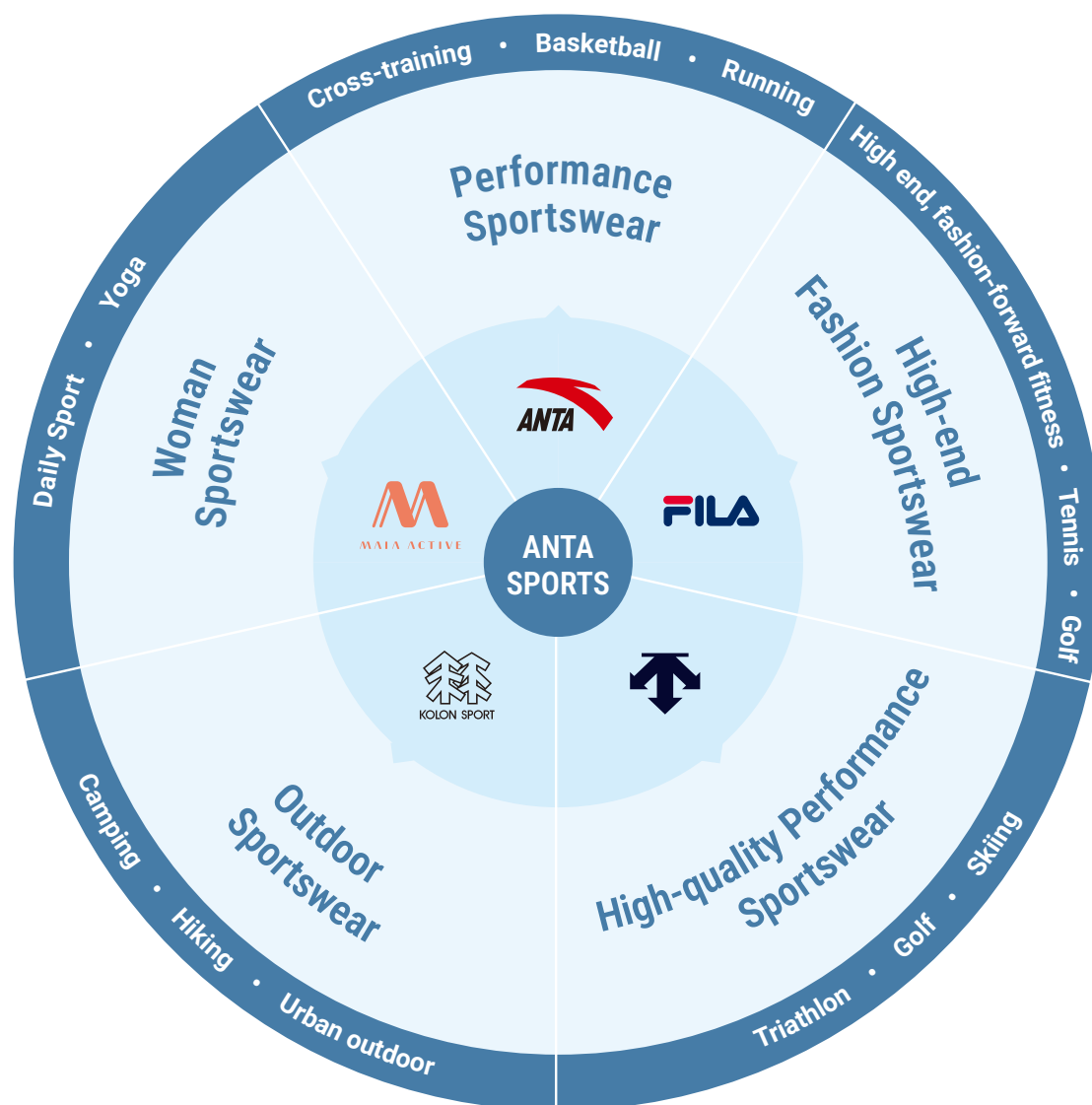
**We maintain our brand strategy as our core focus, combining it with dynamic management to respond flexibly, achieving quality and stable growth while maintaining a leading position in market share.**

Looking ahead to 2025, we remain cautiously optimistic about the industry's development. At the Central Economic Work Conference in December 2024, stimulating consumption was identified as the top priority for economic efforts in 2025, and the implementation of related policies is expected to further drive economic recovery. Meanwhile, the government continues to promote nationwide fitness initiatives, with policies such as *the National Fitness Plan (2021–2025)* and the *Healthy China 2030 Plan* providing sustained support for the growth of sportswear consumption. These initiatives will create a stable and expansive development pathway for the industry. We are confident in our strategies and execution capabilities as we pursue a dual-track approach of deepening our presence in China and expanding globally. This will enable us to seize growth opportunities in the global sportswear industry. We will continue to enhance our brand influence and product competitiveness, driving the Group toward long-term sustainable development.

## Business and Strategy Review

In 2024, our “Multi-brand” strategy continued to unlock synergies. To penetrate diverse market segments, we have established a comprehensive brand portfolio that spans from performance sports to casual fashion, and from premium to mass markets, effectively meeting the needs of various consumer segments. Each brand remained steadfast in its unique positioning, strengthening its distinct identity through differentiated operations and innovative breakthroughs. This approach has created a greater impact on consumers’ mindsets and continuously enhanced brand value.

### Leading Market Share in China





Management Discussion and Analysis / Co-CEOs' Strategic Review

During the financial year, the Group maintained its leading position among Chinese sportswear brands, with revenue increasing by 13.6% to RMB70.83 billion (2023: RMB62.36 billion), exceeding RMB70 billion for the first time. Operating profit margin decreased by 1.2% points to 23.4% (2023: 24.6%). On a consolidated basis, excluding the share of profit or loss of an associate/joint venture and gain arising from equity dilution under the Amer Sports Listing and Amer Sports Placing, the profit attributable to shareholders increased by 7.1% to RMB11.73 billion (2023: RMB10.95 billion).

Amer Sports delivered outstanding performance, notably enhancing the Group's profitability, and the Group's long-term investment strategies beginning to yield positive results. On a consolidated basis, including the share of profit or loss of an associate/joint venture and gain arising from equity dilution under the Amer Sports Listing and Amer Sports Placing, the profit attributable to shareholders increased by 52.4% to RMB15.60 billion (2023: RMB10.24 billion).

Performance Sports Group


ANTA demonstrated strong resilience and brand strength. During the financial year, ANTA segment revenue increased by 10.6% to RMB33.52 billion (2023: RMB30.31 billion), while the operating profit margin decreased by 1.2% points to 21.0% (2023: 22.2%).

To address consumers' increasing demand for personalization and differentiation, ANTA introduced innovative retail formats such as "ANTA SNEAKERVERSE" and "ANTA Super Store", providing richer and more diverse in-person experiences. Concurrently, ANTA continued to bolster its product competitiveness. For instance, the PG7 running shoe, offering superior quality at a competitive price point, achieved sales of over one million pairs within three months, while earning widespread consumer acclaim. Looking ahead to 2025, we will continue to implement our core strategy of "Mass Market Positioning, Breakthroughs in Performance Sports, Brand Transformation and Upgrade", capitalizing on new development opportunities and innovative retail models to better serve consumers and further solidify ANTA's position in the mass market.

ANTA segment revenue  
RMB33.52 billion

▲ 10.6%

RMB million





Fashion Sports Group

During the financial year, FILA segment revenue grew by 6.1% to RMB26.63 billion (2023: RMB25.10 billion), demonstrating strong resilience despite an unfavorable market environment. As competition among major brands in the high-end sports fashion market has intensified, FILA increased investments to enhance product quality and elevate its brand image, resulting in a decrease in operating profit margin by 2.3% points to 25.3% (2023: 27.6%).

Amidst market challenges, FILA remained committed to its high-end brand positioning and focused on high-growth categories, leveraging its professional sports series and footwear to drive business growth. Moving forward, we will strengthen the competitiveness of high-growth categories and fashion products, accelerate store image upgrades, and optimize retail operation efficiency to ensure FILA’s sustainable and healthy development.

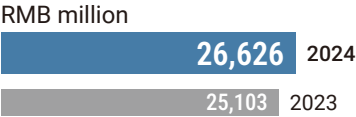
All Other Brands

DESCENTE and KOLON SPORT have achieved robust growth by leveraging their strong brand reputations and high-quality products across different niche segments. Driven by the outstanding performance of these brands, the total revenue of all other brands including DESCENTE and KOLON SPORT, has surpassed the milestone of RMB10 billion for the first time, marking a significant increase of 53.7% to RMB10.68 billion (2023: RMB6.95 billion). The operating profit margin has surged to 28.6% (2023: 27.1%), benefiting from economies of scale.

In addition to continuously creating high-quality products, each brand is actively exploring and upgrading retail spaces to enhance brand value by providing a superior shopping experience. In terms of channel expansion, we prioritize quality over quantity, focusing on improving the operational efficiency of individual stores rather than blindly increasing the number of stores. This approach ensures that each store delivers a premium brand experience to consumers.

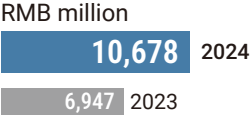
FILA segment revenue  
RMB26.63 billion

▲ 6.1%



All other brands segment revenue  
RMB10.68 billion

▲ 53.7%



## Management Discussion and Analysis / Co-CEOs' Strategic Review

### E-commerce business

**35.1%**

of the Group's total revenue  
(2023: 32.8%)

in terms of absolute amount

**▲ 21.8%**

year-on-year

### Online Business Experiences Rapid Growth

Compared to the challenging offline market, online business continued to maintain high growth and has become a significant force driving consumption. In 2024, China's online retail sales of physical goods reached RMB13.1 trillion, a year-on-year increase of 6.5%, accounting for 26.8% of the total retail sales of consumer goods. With the increasing differentiation of online channels, the brand's ability to operate across all platforms has become increasingly important.

During the financial year, we deepened our understanding of consumers through digitization. By strengthening differentiated strategies based on user profiles across various platforms, we ensured precise product targeting to the intended audience, thereby facilitating content dissemination and sales conversion. As a result, the Group's e-commerce business achieved impressive results, with a 21.8% year-on-year increase in absolute amount.



### Digitalization Enhances Operational Efficiency

We have intensified the adoption of digitalization in our operations, positioning digital capabilities as a critical element for reducing costs, enhancing efficiency, and driving growth. For instance, investing in smart marketing platforms has empowered us to achieve precise inventory matching. Through technological upgrades, ANTA's official website has efficiently and stably managed concurrent sales, accommodating up to 50,000 users at once.

The Group has leveraged AI for business transformation since 2023, and created greater value through AI during the financial year. For example, assisting designers in focusing more on advanced creative decision-making has led to improved efficiency and product design quality, with AI-assisted product design orders exceeding RMB2 billion. We have utilized algorithmic marketing to make data-driven decisions, resulting in at least 20% increase in sales conversion rates compared to manual selection. Additionally, diversifying application scenarios through digital human live streaming has driven GMV growth of RMB120 million. Looking ahead, the Group plans to accelerate the pace of AI transformation, enhance our data management systems, and elevate our understanding of how AI can drive growth in our businesses.



Cutting-edge Technological Innovation Meets and Leads Demand

With our continuously advancing technological innovation capabilities, we have successfully developed and launched various market-leading benchmark products. Among them, the “ANTA Storm Mecha Jacket”, equipped with our proprietary AEROVENT technology, has garnered widespread market recognition for its outstanding waterproof and breathable performance while offering exceptional value for money. FILA’s “Soft Yarn”, renowned for its exceptional skin-friendliness and durability, has supported business orders for over 100,000 apparel products, fully demonstrating our ability to transform R&D achievements into consumer value. Looking ahead, the Group will continue to increase investment in technological R&D, focusing on innovative material development and quality control system upgrades to support the growth of various brand businesses.

Advancing “Globalization”

Despite the added external uncertainties caused by geopolitical tensions, the reconfiguration of global resources has presented us with new structural opportunities. This has further strengthened our resolve to advance our “Globalization” strategy. We are implementing a multi-pronged expansion approach, which includes leveraging the influence of Chinese culture and our supply chain advantages to deepen our presence in the Southeast Asian market; strategically positioning ourselves in the world’s largest and most competitive market, the U.S., to build international brand influence; and actively exploring emerging markets such as the Middle East and Africa, aiming to establish a comprehensive global presence.

In 2024, we strategically selected the Southeast Asian market as the initial focus for our overseas expansion, concentrating our resources on penetrating key channels. As at 31 December 2024, ANTA had successfully established a presence in markets such as Singapore, Malaysia, Vietnam, the Philippines, Thailand, Brunei, and Nepal. Meanwhile, DESCENTE also successfully entered the Singapore and Malaysian markets. Regarding expansion into developed markets, ANTA has achieved significant breakthroughs through strategic partnerships with leading retail distributors in Europe and the U.S., laying a solid foundation for the brand’s global presence.

R&D Investment

of approximately  
**RMB2.0 billion**  
(2023: approximately  
RMB1.6 billion)  
  
accounting for  
**2.8%**  
of the Group’s total revenue  
(2023: 2.6%)

Number of store outside  
China\*

ANTA	216
FILA	23
DESCENTE	4

\* As at 31 December 2024



Management Discussion and Analysis / Co-CEOs’ Strategic Review

Prospects

As we look ahead to 2025, we remain steadfast in our commitment to our strategic direction of “Single-focus, Multi-brand, Globalization” and our long-term development goals.

In 2025, the Group’s two must-win campaigns will center on its two major brands, ANTA and FILA. ANTA will continue to pursue brand breakthroughs, creating a diversified product portfolio while strengthening its brand salience in professional sports. FILA will maintain its commitment to high-quality development, striving to achieve steady and balanced growth across both footwear and apparel products.

We are dedicated to fostering innovative breakthroughs, as demonstrated by our investment in the ANTA Global Digital Intelligence Integrated Industrial Park. It aims to globalize our resources across various areas, including innovation, supply chain, and logistics sectors. By consistently advancing core technologies and exploring innovative materials, we aim to enhance product performance and value, thereby strengthening our brand’s competitiveness.

In our retail operations, we will continue to optimize our channel structure to develop a differentiated retail network that provides a more personalized shopping experience for consumers. By leveraging multi-brand synergies and our “brand + retail” strategy, we aim to replicate the successful operational insights gained in the Chinese market on a global scale. This initiative involves establishing a robust global operating system, as part of our efforts to increase the proportion of sales generated outside Greater China while maintaining stable and healthy inventory and discount levels.



Additionally, the Group will steadfastly adopt the “dynamic management” to elevate the efficiency of our middle and back-office operations through meticulous management, enhancement in organization and manpower, and digital transformation. This approach aims to achieve cost reductions while increasing operational efficiency. As we pursue revenue growth, we will adopt a prudent financial management principle to ensure the effective allocation of capital expenditures and the control of various expenses. Our commitment is to enhance earnings quality and return on capital, sustain stable growth in operating profits, and ultimately elevate the overall value of the company.

We are committed to sustainability principles, actively advancing strategies that foster resilience and future competitiveness. Our dedication includes pioneering low-carbon innovations, developing a green supply chain, and integrating sustainable raw materials and packaging to drive sustainable product development. We will enhance our sustainability management practices with suppliers to cultivate a responsible supply chain system, deepening our commitment to social responsibility and amplifying our brand influence.

### Target number of stores by the end of 2025



**Lai Shixian**  
Co-CEO

**Wu Yonghua**  
Co-CEO

Hong Kong SAR, 19 March 2025



# BUSINESS REVIEW

## BRANDS MANAGEMENT

### ANTA



### FILA



### DESCENTE



### KOLON SPORT









## Management Discussion and Analysis / Business Review




As a Chinese leading sportswear brand, ANTA and ANTA KIDS are committed to strengthening their brand equities and addressing consumers' diverse needs for sportswear products through their core strategy of "Mass Market Positioning, Breakthroughs in Performance Sports, and Fostering Brand Transformation and Growth".

During the financial year, ANTA has made significant strides in new product R&D and introduced multiple best-selling products and proprietary innovations across various sports categories. Highlights include the PG7 running shoes with an advanced midsole technology platform, which sold over one million pairs within three months of launch; the C202 marathon series, frequently seen on the marathon podium; the ANTA Storm Mecha Jacket, engineered with the domestically developed high-performance waterproof-breathable "AEROVENT" material; and the highly anticipated KAI 1 and Shock Wave basketball shoes. These innovations underscored strong market recognition of ANTA's cutting-edge products. ANTA KIDS has embraced a new positioning of "Technology Leads Growth", addressing young families' demand for functional

and high-quality children's sportswear by introducing a series of products incorporating innovative technologies such as Wind-Riding, Water Cooling, and A-Heat Back. This fusion of professional-grade technologies and child development-focused design has spawned multiple bestsellers, cementing ANTA KIDS' dominance in the children's sportswear sector.


ANTA has transformed its retail strategy from a "one-size-fits-all" approach to more specialized and new retail businesses, including ANTA ARENA, ANTA PALACE, ANTA GUANJUN, ANTA SNEAKERVERSE, and ANTA SUPER STORE – each with unique product offerings and positioning. These new retail businesses have not only enhanced the consumer experience and customer targeting but has also generated superior operational results compared to conventional stores. Among these, ANTA SUPER STORE has demonstrated particularly strong performance by offering a comprehensive range of products across all categories, seasons, and age groups, along with a self-service shopping experience, positioning itself as an ideal destination for family-oriented customers. Children and families accounted for 30–40% of foot traffic, and female

Located in prominent landmark commercial districts, showcasing our comprehensive product range



ANTA ARENA

Located in the core commercial districts of first- and second-tier cities, catering to mainstream consumers' demand for premium sportswear products



ANTA PALACE

Located in high-end malls in first- and second-tier cities, fulfilling young consumers' aspirations for trendy culture



ANTA SNEAKERVERSE




customer traffic made up over 50%, significantly higher than conventional stores. Some *ANTA Super Stores* have achieved store efficiency three times that of conventional stores, while *ANTA GUANJUN* stores have recorded store efficiency more than double that of conventional stores, fully demonstrating the success of the new retail model. Additionally, *ANTA KIDS* has introduced the brand new *ANTA CAMPUS* specialty store, incorporating campus sports elements and an immersive retail strategy to provide a personalized shopping experience for adolescent consumers. This new retail format has already been launched in high-end shopping malls in first-tier cities, with store efficiency reaching twice that of conventional kids' stores, showcasing significant growth potential.

In terms of e-commerce business, *ANTA* is committed to optimizing its product portfolio, precisely aligning with consumer demands, and leveraging digital solutions to enhance operational efficiency. Meanwhile, *ANTA KIDS* has increased the proportion of mass-market products to expand its customer base and strengthen market competitiveness. During the financial year, *ANTA* and *ANTA KIDS* delivered outstanding performance, ranking among the top on major e-commerce platforms, fully demonstrating the brand's competitive strength and market influence. During the financial year, *ANTA*'s e-commerce business saw a year-on-year growth of 20.7%, demonstrating remarkable results.

*ANTA* will continue to enhance its support for athletes to contribute to the development of Chinese sports. The brand remains committed to providing sports equipment for 25 Chinese national teams and planning to support more Chinese athletes in the 2026 Milan Winter Olympics and the 2028 Los Angeles Olympics, helping them achieve outstanding results. *ANTA KIDS* will focus on offering value-for-money and technologically innovative products, such as the running shoe series with strong salience, and continuously developing bestsellers by emphasizing core categories like basketball and lifestyle shoes to meet the diverse needs of the children's sports market. The brand will also further strengthen its e-commerce presence by expanding into short videos and live streaming emerging channels such as Douyin, aiming to attract a new generation of consumers and resonate with young parents.



▲ Focusing on elite outdoor sports products



▲ Providing premium quality, full-category sports equipment along with a one-stop shopping experience across multiple sports lifestyle scenarios



▲ Focusing on sustainable products



▲ Located in core shopping area, fueling children's healthy growth through campus sports technology products

## Management Discussion and Analysis / Business Review

**FILA**
**FILA**  
K I D S

**F FUSION**


FILA is positioned as a high-end athletic fashion brand that targeting high-end consumers across a wide range of age groups through its sub-brands, FILA KIDS and FILA FUSION. FILA primarily targets consumers aged 25 to 45, seamlessly blending sports and fashion to suit various lifestyle scenarios, including sports, leisure, and smart casual occasions. FILA FUSION focuses on the young and trendy demographic aged 18 to 30, catering to the new generation of consumers with products that combine fashion and sports elements. FILA KIDS is designed for the children's market, targeting ages 3 to 12, offering products that balance functionality and style. During the financial year, FILA encountered challenges, including rapid changes in the fashion sports landscape, a shift of consumer shopping behaviour to online platforms, and an increased focus on product functionality. To maintain growth momentum, the brand continued to innovate, strategically refined its product strategy, and enhanced its retail channels.

During the financial year, FILA's sports footwear and apparel series achieved significant growth. The rising outdoor trend also provided new growth opportunities for the brand's fashionable outdoor series. Additionally, in response to parents' demand for high-quality children's footwear and apparel, FILA KIDS introduced more products that seamlessly blend technology and design, including Butterfly Wing Backpack with Spinal Protection, outdoor footwear and apparel, and Biella fashion apparel. Since launching the "STAY IN FUSION" brand concept in 2023, FILA FUSION has targeted Generation Z and Millennials, making strategic product adjustments. During the financial year, the urban functional style products emerged as a key growth driver, and the brand upgraded its stores to reflect this new concept.

During the financial year, FILA has consistently elevated its brand image by developing premium store formats to meet the diverse needs of its consumers. *FILA ICONA* flagship store was dedicated to offering a high-end, refined experience that exemplifies the lifestyle tastes of the elite; *F-BOX* created a trendy atmosphere that embodies strength and competitive spirit; *FILA ATELIER* leveraged innovative design and personalized services to precisely shape emerging trends; and *FILA SHOE SPACE*, themed around footwear, created a space of creativity and immersive experiences that reinforces its footwear salience. Furthermore, *FILA KIDS DIAMOND TENNIS* stores focused on children's sports education by blending learning with fun, promoting athletic spirit, and demonstrating





the brand's ongoing commitment to the growth of younger generations. On the other hand, FILA's e-commerce business performed exceptionally well. During the "Double 11" shopping festival, FILA secured second place in the sports footwear and apparel category on both Tmall and Douyin, while FILA KIDS ranked fourth place in the mother-and-baby category on these platforms.

FILA has consistently adhered to product value and user experience as its core driving forces, committed to showcasing and strengthening its brand power. Through continuous advancements in product development and customer-centric consumer experiences, FILA has successfully crafted a distinctive and market-influential brand image. Looking toward 2025, FILA will focus on enhancing retail operations and maintaining healthy inventory management to ensure long-term, stable growth. In terms of products, FILA will focus on elevating product quality while retaining classic design elements and reinforcing product style. By returning to a consumer-centric approach and clearly defining the positioning of each product series, it will aim to attract more targeted consumer groups. The brand will continue to incubate products with strong brand salience in the tennis and golf sectors, further strengthening its influence in professional sports. For footwear, FILA will push forward with the development of its one-million-pair IP product family, solidifying the brand's position in consumers' minds in categories such as dad sneakers, loafers, and sneakers. FILA KIDS will focus on developing product families based on best-sellers and exploring new growth opportunities in tennis, golf, running shoes, and ergonomic school bags. Meanwhile, FILA FUSION will remain committed to targeting younger consumers by infusing the brand with vitality and innovation through cross-industry collaborations and trendy designs.

In terms of retail channels, FILA will actively enhance the operational efficiency of both its online and physical store businesses. For online, FILA is committed to strengthening its leading position on e-commerce platforms like Tmall and Douyin by developing differentiated operational and product strategies tailored to the unique characteristics of each platform, driving further growth in online sales. For physical store, FILA will implement refined operational adjustments based on "People, Products, and Stores", further aligning products with stores to enhance the shopping experience for consumers and improve store efficiency.





## Management Discussion and Analysis / Business Review



DESCENTE embraces the design-driven sports spirit of “DESIGN THAT MOVES”, continually reinforcing its position as a high-end, high-quality professional sports brand through innovative technology and exceptional craftsmanship. The brand adopts “High-quality growth” as its core strategy and has achieved steady expansion and established a solid foundation for sustainable development through product innovation, development in niche market, and omnichannel enhancements.

DESCENTE’s footwear category achieved notable growth momentum during the financial year. Among these, the D-Fluid running shoe series has achieved significant growth thanks to its exceptional cushioning performance. In the future, the brand will further enhance technological innovation and product upgrades, focusing on creating impactful footwear products. Looking ahead to 2025, DESCENTE will further expand its product portfolio across three core segments, driving sustainable brand growth through superior quality and innovative products with strong brand salience.



In terms of channel strategy, DESCENTE was actively building high-end retail capabilities while continuously optimizing its online and offline retail models. During the financial year, the brand upgraded the retail format of its offline stores, leading to steady improvements in the store efficiency. DESCENTE also enhanced its online retail operations, boosting brand exposure and driving strong retail growth. During the “Super Brand Day” campaign, the brand’s exposure exceeded 10 million views. Additionally, the brand continued its global expansion efforts, successfully entering the Southeast Asian market by opening stores in Malaysia and Singapore, marking a significant milestone in regional growth. As of 31 December 2024, DESCENTE operated 226 stores in China and Southeast Asia. Looking forward, DESCENTE is set to implement a multi-pronged strategy, strengthen brand image through large-store upgrades, developing market specific products for Southern region, to unlock the region’s full growth potential.

DESCENTE has achieved remarkable success in niche market segments by focusing on the three core categories of skiing, triathlon, and golf with its brand strength attracting a broader consumer base during the financial year. For example, leveraging its advanced product design and precise market positioning, its golf business has gained strong consumer recognition, resulting in significant business growth. Furthermore, DESCENTE has ventured into the children’s market, focusing on sports scenarios such as skiing and golf. Leveraging exquisite craftsmanship and professional products as its foundation, the brand has comprehensively enhanced the children’s sports experience. During the financial year, DESCENTE KIDS successfully launched kids’ stores in more than 10 cities, and its high store efficiency has demonstrated strong market confidence in the brand, laying a solid foundation for future long term growth.



KOLON SPORT, renowned for its premium and professional image, is dedicated to creating a premium outdoor lifestyle brand that seamlessly integrates fashionable design with functionality, promoting a quality lifestyle in harmony with nature. KOLON SPORT, by continuously introducing products with strong brand salience and establishing diversified retail channels, has capitalized on the rapid popularization of premium outdoor lifestyles in the Chinese market and emerged as the fastest-growing brand within the Group during the financial year.

Having established a strong presence in the apparel market for many years, KOLON SPORT has strategically expanded its footwear during the financial year to enhance its comprehensive product portfolio across apparel, footwear, and accessories. Focusing on two core outdoor activities, hiking and camping, the brand has launched a series of iconic footwear products, including the MOVE ALPHA Hiking Shoes, and the KS-2000 Hiking Shoes. The number of subscribers for the first-generation MOVE ALPHA significantly outstripping available supply. KOLON SPORT is building its technology through proprietary technologies in sole materials and shoe shape to strengthen its technical advantages and competitive position in the footwear market. In response to intensifying competition in the outdoor sports market and increasingly diverse consumer demands, the brand will continue to invest in product innovation and technical advancement. By striving to achieve a perfect balance between fashion-forward aesthetics and outdoor performance capabilities, the brand aims to maintain its core competitiveness and enhance

market differentiation. In apparel category, the brand introduced products that combine functionality with aesthetic design, such as the OBLI-K Camping Waterproof Jacket specifically engineered for Asian body types. Looking ahead to 2025, the brand will maintain its strategic focus on shell jacket products by expanding into lightweight down categories and introducing lightweight hard-shell down jackets, addressing diverse consumer demands for premium outdoor apparel.

While maintaining its strong presence in Northern China, KOLON SPORT has significantly increased resource allocation and expansion efforts in Southern market. During the financial year, the brand opened more than 20 new stores in Southern China region, further enhancing market penetration and brand influence across the region. As at 31 December 2024, KOLON SPORT operated a total of 191 stores in China. In 2025, store network will progress from regional to national coverage, with strategic focus on deepening market penetration in Eastern and Southern China markets.

Regarding channel strategy, the brand will continue to advance its omnichannel development, strengthening its e-commerce presence and private domain operations to enhance brand community engagement and consumer loyalty, while improving consumer conversion efficiency through advanced digital operations. Additionally, the brand will establish presence in premium retail locations through iconic flagship stores to further elevate its brand image and optimize retail performance, driving sustainable market growth and enhanced profitability.

As KOLON SPORT continues its steady expansion, the brand remains committed to the principles of healthy growth by enhancing its brand awareness, focusing on high-quality outdoor products, and delivering exceptional consumer experiences to continuously strengthen its brand value and maintain its competitive edge in the high-end outdoor market.

## Management Discussion and Analysis / Business Review



### Supply Chain Management, Innovation and Digitalization

During the financial year, the Group continued to promote sustainable raw material sourcing by enhancing the traceability of raw materials and planning to increase transparency through further disclosure of information related to materials and the supply chain, thereby reinforcing consumer trust in product sourcing.

Furthermore, during the financial year, the Group enhanced labor management within the supply chain, strictly adhering to international human rights and labor standards, and prohibiting child labor and forced labor. Moving forward, the

Group will further strengthen the compliance and responsibility system of supply chain labor management, consolidating its leadership in sustainable development.

In the terms of innovation, the Group continued to position innovation as a key driver of its development, further enhancing its innovation ecosystem and successfully leading the establishment of the *Sportswear Industry Innovation Consortium*. The consortium has brought together leading universities, research institutions, and upstream enterprises in the sportswear industry to foster cross-disciplinary collaboration and drive industry advancement through innovation. The Group also formed joint training institutions with leading universities and advanced the development of postdoctoral research workstations, further strengthening its



leadership in high-performance materials, sports science, and design craftsmanship. Looking ahead to 2025, we will leverage innovation and technology as our core driving force, dedicating ourselves to developing “good products” while continuously enhancing our market competitiveness.

During the financial year, the Group pursued a digitalization strategy centered around “Single-Focus, Multi-Brand, Globalization”. By leveraging advanced digital tools, it enhanced operational efficiency, optimized customer experiences, and drove business innovation through AI, all aimed at promoting new quality growth. The comprehensive application of digital supply chain management optimized the efficiency of orders, production, and logistics, achieving highly effective automation through intelligent

warehousing systems. In retail, the Group continued to advance omnichannel digital operations, enhancing the personalization of membership marketing through a proprietary customer relationship management system, further strengthening member loyalty and sales conversion rates. Looking ahead to 2025, the Group will continue to invest in digitalization and AI technologies to further enhance global operational efficiency and support high-quality expansion in international markets.

During the financial year, ANTA’s self-produced footwear and apparel accounted for 26.7% and 10.5% of our total sold quantities, respectively (2023: 33.8% and 15.0%). FILA’s self-produced footwear and apparel accounted for 10.0% and 3.9% of our total sold quantities, respectively (2023: 11.5% and 4.3%).



## Management Discussion and Analysis / Business Review



### Sustainability and Human Resources Management

During the financial year, we demonstrated excellence in sustainability by focusing on building a sustainable business model and, for the first time, completed a double materiality assessment, linking sustainability topics with financial data to create long-term value for stakeholders. 30% of our products were sustainable. We conducted full life-cycle carbon footprint assessments for 34 products, of which 26 are carbon-neutral certified products. 100% leather suppliers for footwear products have obtained LWG Gold certification, and over 99% of our leather is traceable. Additionally, our sustainable packaging accounted for 36% of the total packaging volume.

We are committed to a long-term low-carbon strategy, with greenhouse gas reduction targets validated by the SBTi in alignment with a 1.5°C trajectory aiming to achieve a goal of carbon neutrality by 2050, and advancing the “1+3+5” strategic goals for achieving mutualism with the environment. During the financial year, the core data in our sustainability report has been independently assured by one of the Big Four accounting firms, making us the first Chinese sportswear company to receive such an assurance report. We also disclosed the scope 3 emission for the first time and engaged an independent professional firm to conduct data assessment and analysis of scope 3 emissions to ensure the data quality.

In our commitment to mutualism with the society, we donated a total of RMB37 million in cash and the value of donated sportswear (calculated at tag value) to different charities exceeded RMB340 million. Over the years, we have donated RMB 1,150 million worth of sportswear, benefiting over 8 million teenagers across 18,000 schools in 31 provincial-level administrative regions through the “Sturdy Growth Charity Project”.

During the financial year, the Group launched a new Employer Value Proposition, *Beyond Fantastic*, emphasizing cultural values and vision to attract and retain talent, further enhancing its brand image and providing employees with clear career paths.

The Group has focused on optimizing management, enhancing empowerment, and improving efficiency. By integrating new brands and sophisticated human resource management systems in Southeast Asia, we established a talent pool of top overseas professionals to actively support our global expansion.

In talent acquisition and development, the Group has strengthened its collaboration with universities to attract high-quality young talent through campus recruitment. Additionally, the Group established a three-tier training mechanism for senior, mid-level, and junior employees, offering diverse training and promotion opportunities to cultivate internal talent and foster the simultaneous growth of employees and the Group. As at 31 December 2024, we had approximately 65,900 employees (compared to 60,500 employees at the end of 2023).

Looking ahead to 2025, the Group will focus on efficiency improvement as its core strategy, aiming to comprehensively enhance individual, organizational, system, and decision-making efficiency. We will enhance operational efficiency by optimizing management processes, strengthening executive training, and upgrading human resources systems. We will also accelerate the adoption of AI coaching systems and provide customized support for brands, enhancing workforce efficiency and unlocking greater human resource potential to drive business growth. The Group will continue to enhance organizational efficiency, achieve high-quality development, and create long-term value returns for Shareholders and employees.



## Management Discussion and Analysis / Business Review

### Internal Management

#### Legal Compliance

To the knowledge of the Directors and management, we are not aware of any non-compliance of laws or regulations resulting in a significant impact on the Group.

As part of our corporate governance practice, the Audit Committee regularly reviews and monitors the Group's policies and practices in compliance with legal and regulatory requirements.

#### Relationship with Stakeholders

Good corporate governance mechanisms help build stable relationships with our suppliers, distributors, franchisees, customers, shareholders and other stakeholders. Through various communication channels, we collect feedbacks and advices from stakeholders, which provide considerable benefits to our business. Maintaining long term relationships with our stakeholders is not only an intangible asset to us, but also helps all parties comply with common code of business ethics, achieving win-win outcomes.

#### Environmental Protection Measures

We understand that the environment has a long lasting impact on our future development. We take up responsibility for the environment, promote energy conservation, emissions reduction and green operation, and work with upstream and downstream partners to jointly tackle the risks of climate change. We continue to promote green products and sustainable logistics. We promote green office, and enhance the environmental protection awareness of employees and their families through various employee activities.

For further details of our measures in environmental protection, please refer to the Company's *Environmental, Social and Governance Report 2024*.

### Principal Risks and Uncertainties Facing the Group

#### Strategic Risk

##### *Economic Environment Risk*

The sportswear industry is vulnerable to volatile economic cycles. If volatile economic cycle persists and leads to continued sluggish consumer demand, it would have an adverse impact on the Group's operations.

##### *Globalization Risk*

When expanding overseas, enterprises should comply with the laws and regulations, technical standards, and other policies of the import and export countries; and any breach may cause an adverse impact on the Group's operations.

In the process of global expansion, the Group may be hindered by its failure to obtain sufficient and accurate understanding of the local characteristics.

#### Market Risk

##### *Risk of Changes in Consumer Structure and Consumption Behavior*

In terms of the current consumption trend, 90s–95s have become the major consumer groups; the potential of female market is being unleashed; the demand for outdoor sports products is growing rapidly; and changes in the consumer structure and consumption behavior are having a significant impact on enterprises. If the Group fails to fully consider changes in market demand and adjust its marketing layout in a timely manner, it would have an adverse impact on the operations.

### **Competition Risk**

Increasingly tense competition in the domestic sportswear industry could be reflected by the expanding scale and continuous concentration of the industry, and the rapid expansion of international clothing brands across China. The nature of this competition has shifted from a focus on quantity and price to new attributes such as state-of-the-art technology and value-added products. Although the Group has maintained the leading position in the China sportswear market, the Group acknowledges that further intensified market competition may impact future revenue and profitability to a certain degree.

### **Policy Risk**

#### ***Risk of Foreign Exchange Policy***

While the Group's businesses in Mainland China are denominated in RMB, offshore businesses are denominated in other currencies. Currently, RMB is a managed floating currency which is adjusted by reference to a basket of foreign currencies. The conversion rates of RMB into other currencies are subject to market fluctuations and are impacted by global economy and political conditions. Changes in foreign exchange rates affect the value of the Group's assets, liabilities, income and expenses, which are denominated in other currencies, and may impact the Group's financial position and performance.

#### ***Risk of foreign investment policies***

As at 31 December 2024, the Group has invested in Amer Sports through holding certain equity interests in Amer Sports, Inc.. Amer Sports is an international sports brand group with internationally recognized brands including Arc'teryx, Salomon, Wilson, Peak Performance, Atomic, etc. As outbound investment involves many relevant policies and regulations of China and overseas, any subsequent changes in relevant laws, tax policies, foreign exchange policies and financial policies may have an adverse impact on the Group's investment value.

### **Operational Risk**

#### ***Consumer Experience Enhancement Risk***

The market has entered an era of experience economy, and personalization of consumer needs and diversification of retail scenarios make consumer experience a key factor in brand and product selection. Consumer experience enhancement is conducive to better strengthening brand loyalty. If the Group fails to deliver an all-rounded consumer experience through various touchpoints, it would have an adverse impact on brand development.

#### ***Product Innovation and R&D Risk***

The Group focuses on the branded sportswear business, and consumers have a certain level of demand on product function and style. Consumer preferences for fabrics and clothing styles change at a rapid pace, and the Group's product development ability to adapt to these preferences would affect the sales performance of products.

#### ***Risk from Counterfeit Brands***

Brand is a key consideration that consumers take into account when buying sportswear products. There are a number of unscrupulous manufacturers that counterfeit well-known brands and conduct illegal sales, which has an adverse impact on the brands they replicate. As brands and sportswear products under the Group are well-regarded in the domestic market, the Group have proactively adopted a number of different safeguards to protect the self-owned IP rights, but it is difficult to identify every infringement immediately. If the Group's products were counterfeited on a mass scale in the future, there would be an adverse impact on brand image and profitability.

## Management Discussion and Analysis / Business Review

### ***Production Safety Risk***

Due to the particularity of the sportswear manufacturing, fire prevention of manufacturing facilities is especially important. The glue used in the production process and semi-finished products and finished products are flammable, and fire would affect production directly and cause an adverse impact to the Group's (and suppliers') operations.

### ***Risk of Channel Costs Increase***

For brick-and-mortar business, the Group adopts a hybrid business model combining wholesale and retail for different brands, including DTC model and direct retail model. Should retail shop rents and staff costs increase, profitability of the Group, distributors and franchisees would be reduced.

Also for e-commerce business, profitability of the Group would be reduced when e-commerce platforms and social media e-commerce channels related costs increase.

### ***Risk of Cross-Region Operation***

Consumer groups' purchasing power and consumption preference are different among different regional markets. Currently, the Group's business locates in multiple areas in China as well as some overseas markets, and it is under fast, steady and healthy development. The cross-region operation and business development bring in higher requirements on the Group's existing organizational structure and managerial system. Therefore, potential internal management and operation risks could exist.

### ***Force Majeure Risk***

In case of an uncontrollable change of external market and environment (for instance, a potential natural disaster or political and economic issues in China and foreign countries), it would have an adverse impact on the Group's operations, and the Group may not be able to raise sufficient capital resulting in negative impact on sufficient repayment for all borrowings on time.

## **Management Risk**

### ***Subsidiaries Management Risk***

Over the years, the Group has conducted strict management and control of its subsidiaries and branch companies in various aspects, including manufacturing, operation, sales, human resources, finance etc. However, the fast development of the Group's businesses and the continuous expansion of its asset scale bring in higher requirements on the Group's organizational structure and managerial system. This has increased the difficulties to a certain degree in terms of the Group's organizational coordination and operational management. Therefore, potential internal management and operation risks could exist.

### ***Risk of Brand Reputation***

The Group has established an internal control system as well as product quality and safety management system, in order to facilitate risk and quality controls across the full process. However, there are various factors affecting the product quality. Any mismanagement or loopholes in the process of quality monitoring and procedure control could lead to product quality problems that might not satisfy consumer's need. In this case, the Group's brand image, product sales and operational results could be adversely affected.



### **Supplier Management Risk**

Despite the strict selection mechanisms and quality control system towards suppliers, the Group's business may be affected by numerous factors relating to the suppliers, including the quality of raw materials provided, the timing of product deliveries, transportation capabilities and management capabilities, among others. Cases where the quality of raw materials fails to meet the Group's standards; quality inspection departments are not able to identify defective products in time; products are not delivered on time, to the right location or in the right quantity; and products are lost or damaged during delivery, would all have adverse impacts on the Group's operations. Furthermore, the Group's operation would also be adversely affected by suppliers' liquidity problem or credit deterioration.

### **Risk from Talent Shortage and Loss of Talent**

The branding of sportswear industry, the digitalization upgrade and the optimization of supply chain require many talents who specialize in brand management, product planning, product design, information management and supply chain management. However, there is a shortage of relevant professional talents in China, and a large-scale loss of those kinds of talents in the future would adversely impact the Group's operations.

### **Risk from Logistic Management**

The Group primarily rely on third-party logistics companies to transport products, and face challenges in logistic management due to the significant number of existing logistics company partners. If there are any negligence or mistakes by any logistics companies, resulting in any delay or error on supply of certain products, or even causing product damage, the Group's operations would be adversely affected. Should any incidents occur, such as traffic accidents, natural disasters or strikes, among other issues, the product supply may be temporarily interrupted, meaning that the Group would not be able to deliver products to customers, stores, distributors and franchisees in time. This would have an adverse impact on the Group's operations.

*(Certain risks were considered as major risks for the financial year based on the risk assessment by management. For the related countermeasures, please refer to the Company's Risk Management Report hereunder.)*

## Management Discussion and Analysis

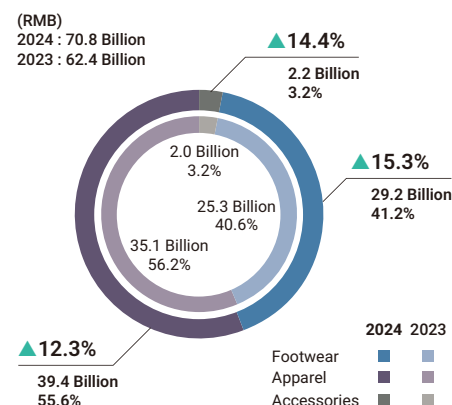
# FINANCIAL REVIEW

## Revenue

### Breakdown by Product Category

The following table sets out the Group's revenue by product category for the financial year:

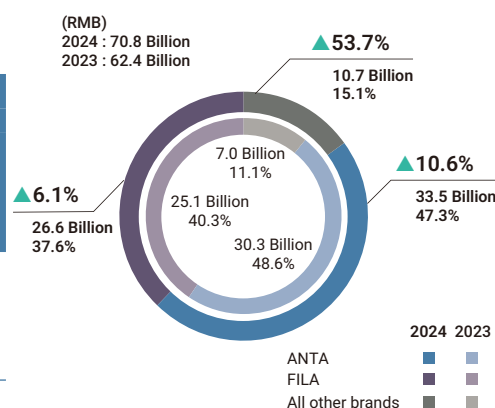
	Year ended 31 December				
	2024		2023		Changes
	(RMB million)	(% of Revenue)	(RMB million)	(% of Revenue)	
Footwear	29,202	41.2	25,332	40.6	▲ 15.3
Apparel	39,385	55.6	35,067	56.2	▲ 12.3
Accessories	2,239	3.2	1,957	3.2	▲ 14.4
<b>Overall</b>	<b>70,826</b>	<b>100.0</b>	<b>62,356</b>	<b>100.0</b>	<b>▲ 13.6</b>



### Breakdown by Segment

The following table sets out the Group's revenue by segment for the financial year:

	Year ended 31 December				
	2024		2023		Changes
	(RMB million)	(% of Revenue)	(RMB million)	(% of Revenue)	
ANTA	33,522	47.3	30,306	48.6	▲ 10.6
FILA	26,626	37.6	25,103	40.3	▲ 6.1
All other brands	10,678	15.1	6,947	11.1	▲ 53.7
<b>Overall</b>	<b>70,826</b>	<b>100.0</b>	<b>62,356</b>	<b>100.0</b>	<b>▲ 13.6</b>



During the financial year, the Group's revenue increased by 13.6% as compared with 2023 to RMB70,826 million (2023: RMB62,356 million), which was mainly attributable to (i) constant promulgation of favourable policies to boost domestic demand in Mainland China; (ii) growth of e-commerce business; and (iii) successful penetration to diverse market segments from our multi-brand strategy.

ANTA segment contributed 47.3% of the overall revenue to the Group. The segment revenue increased by 10.6% as compared with 2023 to RMB33,522 million (2023: RMB30,306 million), which was mainly attributable to (i) growth of e-commerce business; (ii) the continuous improvement of product performance and functionality to elevate customer experience; and (iii) the distinct store positioning for precise customer targeting and tailored product offerings.

The following table sets out the ANTA segment's revenue by business model for the financial year:

	Year ended 31 December				
	2024		2023		Changes
	(RMB million)	(% of Revenue)	(RMB million)	(% of Revenue)	
DTC	18,238	54.4	17,005	56.1	▲ 7.3
E-commerce	11,985	35.8	9,931	32.8	▲ 20.7
Traditional wholesale and others	3,299	9.8	3,370	11.1	▼ 2.1
<b>Total</b>	<b>33,522</b>	<b>100.0</b>	<b>30,306</b>	<b>100.0</b>	<b>▲ 10.6</b>

FILA segment contributed 37.6% of the overall revenue to the Group. The segment revenue increased by 6.1% as compared with 2023 to RMB26,626 million (2023: RMB25,103 million), which was mainly attributable to (i) growth of e-commerce business; and (ii) increase in contribution of functional and footwear products.

Revenue of all other brands increased by 53.7% as compared with 2023 to RMB10,678 million (2023: RMB6,947 million). The growth was driven by the businesses of DESCENTE and KOLON SPORT, which the performance exceeded management's internal targets.

The e-commerce business contributed 35.1% (2023: 32.8%) of the overall revenue to the Group, and increased by 21.8% as compared with 2023 in terms of absolute amount. The revenue growth was attributable to (i) continuous enhancement in channel mix of the e-commerce platforms (including Tmall, Douyin, JD.com, Pinduoduo and VIP.com); and (ii) more precise product offerings to the intended customers enabled by digitisation.

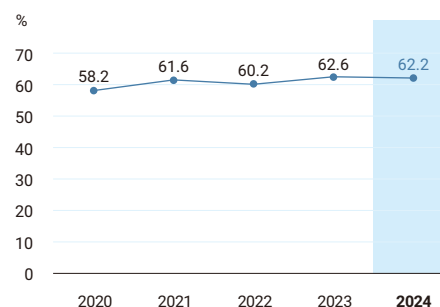
## Gross Profit and Gross Profit Margin

### Breakdown by Product Category

The following table sets out the gross profit and the gross profit margin by product category for the financial year:

	Year ended 31 December				
	2024		2023		Changes
	Gross profit (RMB million)	Gross profit margin (%)	Gross profit (RMB million)	Gross profit margin (%)	
Footwear	17,120	58.6	14,793	58.4	▲ 0.2
Apparel	25,681	65.2	23,078	65.8	▼ 0.6
Accessories	1,231	55.0	1,157	59.1	▼ 4.1
<b>Overall</b>	<b>44,032</b>	<b>62.2</b>	<b>39,028</b>	<b>62.6</b>	<b>▼ 0.4</b>

Gross Profit Margin





## Management Discussion and Analysis / Financial Review

### Breakdown by Segment

The following table sets out the gross profit and the gross profit margin by segment for the financial year:

	Year ended 31 December				Changes Gross profit margin (% point)
	2024 Gross profit (RMB million)	Gross profit margin (%)	2023 Gross profit (RMB million)	Gross profit margin (%)	
ANTA	18,274	54.5	16,648	54.9	▼ 0.4
FILA	18,051	67.8	17,315	69.0	▼ 1.2
All other brands	7,707	72.2	5,065	72.9	▼ 0.7
<b>Overall</b>	<b>44,032</b>	<b>62.2</b>	<b>39,028</b>	<b>62.6</b>	<b>▼ 0.4</b>

During the financial year, the Group's overall gross profit margin decreased by 0.4% point as compared with 2023 to 62.2% (2023: 62.6%). The decrease in overall gross profit margin was mainly attributable to decrease in gross profit margins of ANTA segment and FILA segment.

ANTA segment gross profit margin decreased by 0.4% point as compared with 2023 to 54.5% (2023: 54.9%), which was mainly attributable to (i) a higher proportion of footwear products with a lower gross profit margin; and (ii) a substantial rise in e-commerce business with a lower gross profit margin.

FILA segment gross profit margin decreased by 1.2% point as compared with 2023 to 67.8% (2023: 69.0%), which was mainly attributable to (i) the increase in costs resulting from strategic enhancement and improvement in product functionality and quality; and (ii) proactive elevation in the proportion of footwear products with a lower gross profit margin.

### Other Net Income

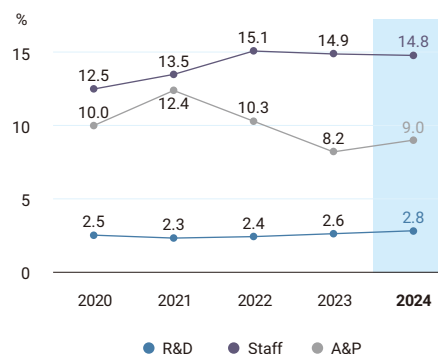
Other net income for the financial year amounted to RMB2,408 million (2023: RMB1,705 million), which mainly comprised of government grants of RMB2,224 million (2023: RMB1,493 million). The government grants were provided to the Group in recognition of its contribution towards the local economic development.

### Operating Expenses Ratios

The ratio of advertising and promotional expenses to revenue increased by 0.8% point for the financial year, which was mainly due to (i) more advertising and marketing campaigns for the financial year; (ii) increased investment in brand marketing resources; and (iii) continuous store opening and upgrade in various cities resulting in increase in related expenditure. The ratio of staff costs to revenue decreased slightly by 0.1% point, with 12.8% increase in total staff cost amount to RMB10,491 million, representing the Group's continuous

investment in human resources and talent development. The ratio of R&D costs to revenue increased by 0.2% point, reflecting the Group's continuous investment in its R&D capability.

#### Operating Expenses Ratios



## Write-down of Inventories

Inventories are stated at cost or net realisable value, whichever is lower. In the event that net realisable value falls below cost, the difference is taken as write-down of inventories and charged to profit or loss.

During the financial year, reversal of write-down of inventories amounting to RMB132 million was credited to profit or loss (2023: reversal of write-down of RMB20 million credited to profit or loss).

The Group continues to adopt the flexible “Dynamic Management” approach in response to market volatilities in order to maintain a healthy inventory level under the evolving business environment.

## Impairment Loss of Trade Receivables

Loss allowances for trade receivables are measured at an amount equal to lifetime expected credit losses (“ECLs”). ECLs on trade receivables are estimated using a provision matrix based on the Group’s historical credit loss experience, adjusted for factors that are specific to the debtors and an assessment of both the current and forecast general economic conditions.

During the financial year, impairment loss of trade receivables amounting to RMB26 million was charged to profit or loss (2023: RMB5 million).

Attributable to the DTC model (ANTA) and direct retail businesses (FILA and all other brands), the Group’s overall average trade receivables turnover days remained at a relatively low level.

## Profit From Operations and Operating Profit Margin

The following table sets out the profit from operations and operating profit margin by segment for the financial year:

	Year ended 31 December				Changes Operating profit margin (% point)
	2024 Profit from operations (RMB million)	Operating profit margin (%)	2023 Profit from operations (RMB million)	Operating profit margin (%)	
ANTA	7,035	21.0	6,731	22.2	▼ 1.2
FILA	6,738	25.3	6,916	27.6	▼ 2.3
All other brands	3,050	28.6	1,886	27.1	▲ 1.5
Headquarters and unallocated items	16,823 (228)	23.8 N/A	15,533 (166)	24.9 N/A	▼ 1.1 N/A
<b>Overall</b>	<b>16,595</b>	<b>23.4</b>	<b>15,367</b>	<b>24.6</b>	<b>▼ 1.2</b>

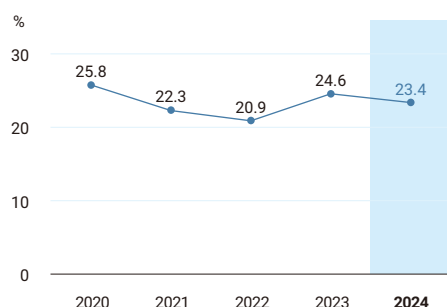
During the financial year, the Group’s overall operating profit margin decreased by 1.2% point as compared with 2023 to 23.4% (2023: 24.6%). Whilst e-commerce business, DTC model (ANTA) and direct retail businesses (FILA and all other brands) of the Group recorded a higher sales contribution, the Group also incurred more expenses relating to e-commerce and retail operation. The Group continues to implement cost control to enhance operational efficiency.

## Management Discussion and Analysis / Financial Review

ANTA segment operating profit margin decreased by 1.2% point as compared with 2023 to 21.0% (2023: 22.2%), which was mainly attributable to (i) decrease in gross profit margin by 0.4% point; and (ii) increase in e-commerce operational expenditure due to expansion of the e-commerce business.

FILA segment operating profit margin decreased by 2.3% point as compared with 2023 to 25.3% (2023: 27.6%), which was mainly attributable to (i) decrease in gross profit margin by 1.2% point; (ii) increase in e-commerce operational expenditure due to expansion of the e-commerce business; and (iii) increase in advertising and promotional expense to enhance brand image during the financial year.

### Operating Profit Margin



### Finance Income/Costs

Total interest income for the financial year amounted to RMB1,846 million (2023: RMB1,470 million). The increase was mainly driven by the increase in

average bank deposits balances as compared with the same period of 2023, reflecting the Group's effective treasury management.

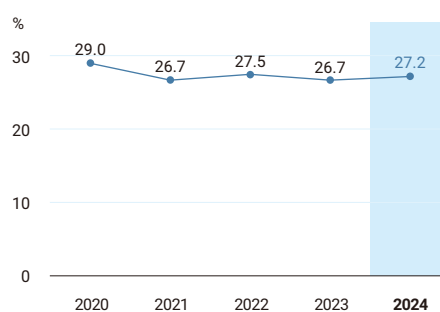
Total interest expense (excluding interest expense on lease liabilities) amounted to RMB310 million (2023: RMB222 million) for the financial year. The increase was mainly driven by the increase of bills financing during the financial year.

Interest expense on lease liabilities under applicable financial reporting standards amounting to RMB331 million was incurred during the financial year (2023: RMB305 million).

### Effective Tax Rate

Effective tax rate (excluding the effect of share of profit or loss of an associate/a joint venture and gain arising from equity dilution under the Amer Sports Listing and Amer Sports Placing) was 27.2% for the financial year (2023: 26.7%).

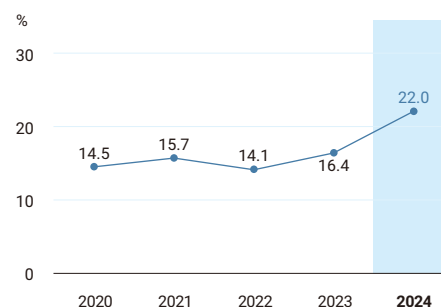
### Effective Tax Rate



### Margin of Profit Attributable to Equity Shareholders

Margin of profit attributable to equity shareholders increased by 5.6% point to 22.0% (2023: 16.4%) for the financial year, which was mainly attributable to (i) the non-cash accounting gain arising from equity dilution under the Amer Sports Listing and Amer Sports Placing of RMB3,669 million; (ii) share of profit of an associate (2023: share of loss of a joint venture) during the financial year; (iii) the increase in net finance income; and (iv) gain arising from repurchase and cancellation of 2025 Convertible Bonds of RMB34 million.

### Margin of Profit Attributable to Equity Shareholders



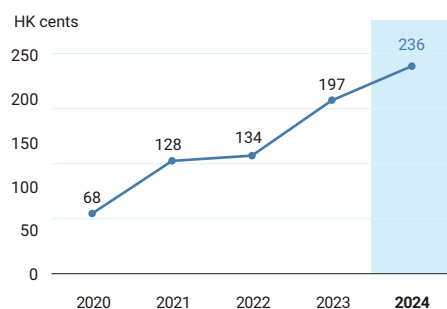
During the financial year, the profit attributable to equity shareholders, excluding the non-cash accounting gain from equity dilution under Amer Sports Listing and Amer Sports Placing increased by 16.5% as compared with 2023 to RMB11,927 million (2023: RMB10,236 million); and the margin of profit attributable to equity shareholders increased by 0.4% point as compared with 2023 to 16.8% (2023: 16.4%).



## Dividends

The Board has recommended a final dividend of HK118 cents per ordinary share in respect of financial year 2024, together with payment of interim dividend of HK118 cents per ordinary share, representing a total ordinary dividend payout of RMB6,134 million (2023: RMB5,214 million), or a distribution of 51.4% (2023: 50.9%) of the current year's profit attributable to equity shareholders, excluding non-cash accounting gain arising from equity dilution under the Amer Sports Listing and Amer Sports Placing. The recommended final dividend is subject to the approval by shareholders of the Company at the forthcoming AGM.

Ordinary Dividends Per Ordinary Share



## Liquidity and Financial Resources

The Group's financial position remains robust and recorded a net operating cash inflow during the financial year.

As at 31 December 2024, the cash and cash equivalents of the Group amounted to RMB11,390 million which were mainly denominated in RMB, EUR and HKD, representing a decrease of RMB3,838 million as compared with the cash and cash equivalents of RMB15,228 million as at 31 December 2023. This was mainly attributable to:

- Net cash inflow from operating activities amounted to RMB16,741 million, which was similar to the profit from operations and represented the Group's strong cash generating capability.
- Net cash outflow from investing activities amounted to RMB14,864 million, mainly including (i) capital expenditures of RMB3,460 million; (ii) net placements of fixed deposits held at banks with maturity over three months of RMB6,205 million; (iii) payment for the Amer Sports Cornerstone Investment of RMB1,595 million; and (iv) net payments of other investments of RMB3,388 million.
- Net cash outflow from financing activities amounted to RMB5,761 million, mainly including (i) payment of 2023 final dividend and 2024 interim dividend amounting to RMB6,072 million; (ii) payments of repurchase of 2025 Convertible Bonds amounting to RMB7,499 million; and (iii) net payments of other financing activities amounting to RMB3,857 million, mainly including repayments of bank loans, lease liabilities and proceeds from bills payables. This was partially offset by (iv) net proceeds obtained from issuance of 2029 Convertible Bonds amounting to RMB11,667 million.

	2024 (RMB million)	2023 (RMB million)
<b>Year ended 31 December</b>		
Operating cash inflow	16,741	19,634
Capital expenditures	(3,460)	(1,394)
Acquisition of subsidiaries	(38)	(481)
Others	11	64
<b>Free cash inflow</b>	<b>13,254</b>	17,823
<b>As at 31 December</b>		
Cash and cash equivalents	11,390	15,228
Fixed deposits held at bank with maturity over three months	40,579	33,284
Pledged deposits	242	5
Less: borrowings		
– Bank loans	(2,431)	(3,573)
– Bills payable (financing in nature)	(7,500)	(2,900)
– Convertible bonds (liability component)	(10,379)	(7,965)
– Medium term notes	(506)	(506)
<b>Net cash position</b>	<b>31,395</b>	33,573

## Management Discussion and Analysis / Financial Review

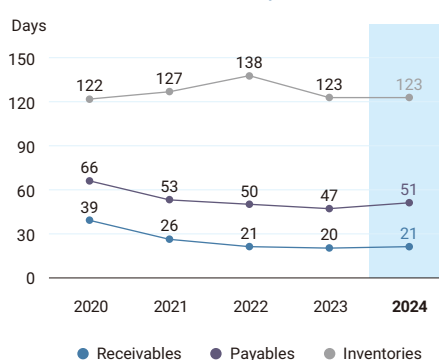
As at 31 December 2024, total assets of the Group amounted to RMB112,615 million, of which current assets were RMB52,482 million. Total liabilities and non-controlling interests were RMB50,886 million and total equity attributable to equity shareholders of the Company amounted to RMB61,729 million.

The Group's gearing ratio was 18.5% as at 31 December 2024 (as at 31 December 2023: 16.2%), being a ratio of total borrowings to total assets. Bank loans including both fixed rate and variable rates, were denominated in RMB and measured at amortised cost. Of these loans, 6.3% were repayable within 1 year. Bills payable (financing in nature) were bills of exchange denominated in RMB, measured at amortised cost and repayable within 1 year. 2025 Convertible Bonds and 2029 Convertible Bonds were denominated in EUR, measured at amortised cost and repayable in 1 year and 5 years (subject to early redemption provision under the terms and conditions), respectively. Medium term notes were denominated in RMB, measured at amortised cost and were repayable within 1 year.

### Assets/Liabilities Turnover Ratios

The average inventory turnover days remained at the same level of last year representing a healthy inventory level. The average trade receivables turnover days increased by 1 day and the average trade payables turnover days increased by 4 days. The turnover ratios mentioned above were at healthy levels.

Assets/Liabilities Turnover Days



### Pledge of Assets

As at 31 December 2024, the Group had bank deposits of RMB242 million (as at 31 December 2023: RMB5 million) pledged as security for certain contracts.

### Financial Management Policies

The Group continues to manage financial risks in a prudent manner and proactively adopts internationally recognised corporate management standards to safeguard the interests of Shareholders.

As the functional currencies of most of the non-Mainland China entities (other than the associate/joint venture whose functional currency is USD) are HKD and those financial statements in HKD are translated into RMB for reporting and consolidation purposes, foreign exchange differences arising from the translation of such financial statements are directly recognised in equity as a separate reserve. In addition, as the investment in an associate/a joint venture and the convertible bonds (liability component) are denominated in USD and EUR respectively, fluctuations in the exchange rates of the USD against RMB and EUR against RMB may have significant impacts to the Group's net assets and total comprehensive income.

Nevertheless, the management actively monitors foreign exchange rate fluctuations to ensure that its net exposure is kept to an acceptable level.

## Significant Investments and Acquisitions

### Completion of Amer Sports Listing, Cornerstone Investment and Amer Sports Placing

On 4 January 2024, Amer Sports, Inc. filed a registration statements with the U.S. Securities and Exchange Commission for a proposed initial public offering and the listing of its ordinary shares on the New York Stock Exchange ("Amer Sports Listing").

On 1 February 2024, the Company had been informed by Amer Sports, Inc. that the latest version of its registration statement in respect of the Amer Sports Listing has been declared effective and trading in its ordinary shares commenced on 1 February 2024. Under the Amer Sports Listing, 105,000,000 ordinary shares were initially offered by Amer Sports, Inc. at the final offer price of USD13.00 per share. The Group subscribed a total of 16,923,076 ordinary shares of Amer Sports, Inc. with an aggregated investment amount of USD220 million (equivalent to RMB1,595 million) as a cornerstone investor under the Amer Sports Listing ("Amer Sports Cornerstone Investment"). An additional 15,750,000 ordinary shares were subsequently issued pursuant to the exercise of an over-allotment option granted by Amer Sports, Inc. to the underwriters ("Issuance of Over-Allotment Option").

On 2 December 2024, Amer Sports, Inc. filed a registration statement with the U.S. Securities and Exchange

Commission for a public offering of its ordinary shares on the New York Stock Exchange ("Amer Sports Placing").

On 4 December 2024, the Company has been informed by Amer Sports, Inc. that the latest version of its registration statement in respect of the Amer Sports Placing has been declared effective and trading in its ordinary shares related to the Amer Sports Placing commenced on 4 December 2024. Under the Amer Sports Placing, a total of 46,920,000 ordinary shares were offered by Amer Sports, Inc. at the final offer price of USD23.00 per share. As a result of the Amer Sports Placing, a non-cash accounting gain of approximately RMB2.1 billion was recorded in the Group's consolidated financial statements for the financial year arising from the equity dilution under the Amer Sports Placing.

With the Amer Sports Listing, Amer Sports Cornerstone Investment, the post-listing reorganisation at the shareholder level of Amer Sports, Inc. on 9 February 2024 ("Amer Sports Shareholding Reorganisation"), Issuance of Over-Allotment Option and Amer Sports Placing, the Group held a total of 218,915,443 ordinary shares, representing 39.54% of the total issued shares of Amer Sports, Inc..

During the reporting period, the Group derecognised AS Holding as investment in a joint venture and transferred the carrying amount of the investment in a joint venture to investment in an associate. The Group accounted for Amer Sports, Inc. as an investment in an associate using equity method in the consolidated financial statements of the Group under applicable financial reporting standards.

For the annual financial results of Amer Sports, Inc. for the year ended 31 December 2024, please refer to the announcements of Amer Sports Inc. dated 25 February 2025.

Saved as disclosed above, during the financial year, the Group made no significant investment or material acquisition or disposal of subsidiary.

## Significant Financing

### Convertible Bonds

#### 2025 Convertible Bonds

On 5 February 2020, Group completed the issuance of EUR1.0 billion zero coupon convertible bonds due on 5 February 2025 and the convertible bonds are listed on the Singapore Stock Exchange ("2025 Convertible Bonds"). The net proceeds from 2025 Convertible Bonds were fully utilised by the end of the financial year 2022.

In December 2024, the 2025 Convertible Bonds with an aggregated principal amount of EUR945.5 million (equivalent to RMB7,208 million) were repurchased and cancelled.

As at 31 December 2024, the total outstanding principal amount of the 2025 Convertible Bonds was EUR54.5 million (equivalent to RMB425.3 million). There had not been any exercise of conversion right of the 2025 Convertible Bonds during the reporting period. Based on the applicable conversion price of HKD96.76 on that date and assuming full conversion of the outstanding 2025 Convertible Bonds, the 2025 Convertible Bonds would be convertible into 4,870,191 conversion shares.



## Management Discussion and Analysis / Financial Review

After the end of the reporting period, all of the outstanding principal amount of the 2025 Convertible Bonds have been cancelled on 7 January 2025. The 2025 Convertible Bonds was delisted from the Singapore Stock Exchange on 13 January 2025.

For further details of 2025 Convertible Bonds, please refer to the announcements of the Company dated 14 January 2020, 5 February 2020, 26 November 2024, 27 November 2024, 5 December 2024 and 8 January 2025.

### 2029 Convertible Bonds

On 5 December 2024, the Group completed the issuance of EUR1.5 billion zero coupon convertible bonds due on 5 December 2029 and the convertible bonds are listed on the Singapore Stock Exchange ("2029 Convertible Bonds"). The issue price was 100.0% of the principal amount of the 2029 Convertible Bonds. The 2029 Convertible Bonds may be converted into ordinary shares of the Company pursuant to its terms and conditions. The Board considered that 2029 Convertible Bonds can provide the Group with additional funding at lower cost to refinance its existing debt and to optimise its debt maturity profile, to further strengthen the working capital for the Group, as well as potentially enhance the equity base of the Group.

The gross proceeds and the net proceeds (after deduction of commission and expenses) from the issuance of the 2029 Convertible Bonds were EUR1,500 million and approximately EUR1,487 million, respectively. Please refer to the table below for the use of proceeds of the 2029 Convertible Bonds during the financial year.

Intended use of proceeds	Initial intended allocation (EUR million)	Utilised amount for the year ended 31 December 2024 (EUR million)	Unutilised amount as at 31 December 2024 (EUR million)	Expected timeline for utilising the remaining proceeds
<i>Issue to 2029 Convertible Bonds</i>				
Settlement of the repurchase of the 2025 Convertible Bonds	1,000	(946)	54	Utilised on 7 January 2025
Share repurchase	300	–	300	Reserve for long term share repurchase over and above the share repurchase plan announced by the Company on 27 August 2024
General corporate purposes	200	–	200	N/A
	1,500	(946)	554	

As at 31 December 2024, the total outstanding principal amount of the 2029 Convertible Bonds was EUR1,500 million (equivalent to RMB11,707 million). There had not been any exercise of conversion right of the 2029 Convertible Bonds and no redemption right had been exercised by the bondholders or the Group during the reporting period. Based on the applicable conversion price of HKD104.02 on that date and assuming full conversion of the 2029 Convertible Bonds, the convertible bonds would be convertible into 117,584,599 conversion shares.

Pursuant to the terms and conditions of the 2029 Convertible Bonds, on 5 December 2027 (the “Optional Put Date”), the holder of each 2029 Convertible Bond had the right, at such holder’s option (the “Put Option”), to require the Group to redeem all or some only of such holder’s 2029 Convertible Bonds on the Optional Put Date at their principal amount. The holders of the relevant 2029 Convertible Bonds should notify the payment agent of their election to exercise the Put Option during normal business hours no later than 6 December 2027 in accordance with the terms and conditions of the 2029 Convertible Bonds.

For further details of 2029 Convertible Bonds, please refer to the announcements of the Company dated 27 November 2024 and 5 December 2024.

### Placing and Top-up Subscription

On 17 April 2023, certain shareholders of the Company (collectively the “Vendors”), certain agents (collectively the “Placing Agents”) and the Company entered into a placing and subscription agreement pursuant to which (i) the Vendors agreed to sell, and each of the Placing Agents agreed, to procure, as agent of the Vendors, placees for (or failing which, to purchase for and on behalf of itself) an aggregate of 119,000,000 existing Shares held by the Vendors (the “Placing Share(s)”) at

placing price of HKD99.18 per Placing Share (the “Placing”); and (ii) the Vendors agreed to subscribe for and the Company agreed to issue to the Vendors, an aggregate of 119,000,000 new Shares (the “Subscription Share(s)”, equivalent to the number of the Placing Shares sold by the Vendors pursuant to the Placing) at subscription price (being the same as the placing price) of HKD99.18 per Subscription Share (the “Subscription”).

The completion of the Placing and Subscription took place on 20 April 2023 and 27 April 2023, respectively.

The net proceeds of the Subscription (after deducting all relevant expenses in connection with the Placing and the Subscription) were approximately HKD11,743 million (equivalent to RMB10,497 million). Out of the HKD11,743 million net proceed, HKD9,121 million were intended to repay the Group’s outstanding financial indebtedness and the remaining of HKD2,622 million were intended for the use as general working capital. As at 31 December 2024, the net proceed of HKD11,743 million were fully utilised.

For further details of the Placing and the Subscription, please refer to the announcements of the Company dated 18 April 2023 and 27 April 2023.

Saved as disclosed above, during the financial year, the Group made no significant financing.

## Capital Commitments, Contingencies and Guarantee

### Capital Commitments

As at 31 December 2024, the Group had capital commitments of RMB4,858 million, primarily relating to construction of ANTA Shanghai headquarters, Xiamen Anta Sports Park, Group logistic centers and renovation of retail stores.

### Contingencies

The Group is not involved in any material legal proceedings, nor are there any pending or potential material legal proceedings involving the Group.

### Guarantee

As at 31 December 2024, the Group did not provide any form of guarantee for any company outside the Group.

# Investors Information

## Share Information

Listing Day

**10 July 2007**

Board lot size

**200 shares**

Numbers of shares outstanding  
(excluding treasury shares)

**2,823,223,500 shares**

(As at 31 December 2024)

Number of treasury shares

**Nil**

(As at 31 December 2024)

## Stock Codes

Hong Kong Stock Exchange

**2020 (HKD counter) and  
82020 (RMB counter)**

Reuters

**2020.HK**

Bloomberg

**2020: HK  
82020: HK**

MSCI

**3741301**

## Dividends

HK cents	2020	2021	2022	2023	2024
Ordinary interim	21	60	62	82	<b>118</b>
Ordinary final	47	68	72	115	<b>118</b>
Special interim	–	30	–	–	<b>–</b>

## Important Dates

Annual results announcement	<b>19 March 2025</b>
Annual general meeting	<b>7 May 2025</b>
Record date of 2024 final dividend	<b>13 May 2025 4:30 p.m.</b>
Payment date of 2024 final dividend	<b>On or about 26 May 2025</b>
Financial year end date of 2024	<b>31 December 2024</b>

## Investor Relations Contacts

If you have any inquiries, please contact:

**IR Department – ANTA Sports Products Limited**

16/F, Manhattan Place,

23 Wang Tai Road, Kowloon Bay, Kowloon, Hong Kong SAR

Telephone: (852) 2116 1660

Fax: (852) 2116 1590

E-mail: [ir@anta.com.hk](mailto:ir@anta.com.hk)

IR website: [ir.anta.com](http://ir.anta.com)

Brand website: [www.anta.com](http://www.anta.com)



# Corporate Information

## Board

### Executive Directors

Ding Shizhong (*Chairman*)  
 Ding Shijia (*Deputy Chairman*)  
 Lai Shixian (*Co-Chief Executive Officer*)  
 Wu Yonghua (*Co-Chief Executive Officer*)  
 Zheng Jie  
 Bi Mingwei (*Chief Financial Officer*)

### Independent Non-Executive Directors

Yiu Kin Wah Stephen *JP*  
 Lai Hin Wing Henry Stephen  
 Wang Jiaqian  
 Xia Lian

### Company Secretary

Tse Kin Chung

## Board Committees

### Audit Committee

Yiu Kin Wah Stephen  
 (*committee chairman*)  
 Lai Hin Wing Henry Stephen  
 Wang Jiaqian  
 Xia Lian

### Remuneration Committee

Xia Lian (*committee chairman*)  
 Lai Hin Wing Henry Stephen  
 Wang Jiaqian

### Nomination Committee

Lai Hin Wing Henry Stephen  
 (*committee chairman*)  
 Yiu Kin Wah Stephen  
 Wang Jiaqian  
 Xia Lian

### Risk Management Committee

Wang Jiaqian (*committee chairman*)  
 Yiu Kin Wah Stephen  
 Lai Hin Wing Henry Stephen  
 Xia Lian  
 Bi Mingwei

## Sustainability Committee

Lai Shixian  
 (*committee chairman*)  
 Yiu Kin Wah Stephen  
 Lai Hin Wing Henry Stephen  
 Wang Jiaqian  
 Xia Lian  
 Wu Yonghua  
 Yiu Wai Hung\*  
 Tsui Yeung\*

## Authorized Representatives

Lai Shixian  
 Tse Kin Chung

## Registered Office

### Cayman Islands Office

Cricket Square, Hutchins Drive,  
 P.O. Box 2681, Grand Cayman  
 KY1-1111, Cayman Islands

## Principal Place of Business in Hong Kong SAR

### Hong Kong SAR Office

16/F, Manhattan Place,  
 23 Wang Tai Road, Kowloon Bay,  
 Kowloon, Hong Kong SAR

## Head Offices in Mainland China

### Jinjiang Office

Dongshan Industrial Zone,  
 Chidian Town, Jinjiang City,  
 Fujian Province, China  
 Postal code: 362212

### Xiamen Office

No.99 Jiayi Road, Guanyinshan,  
 Xiamen, Fujian Province, China  
 Postal code: 361008

## Share Registrars and Transfer Offices

### Cayman Islands Principal Registrar

Suntera (Cayman) Limited  
 Suite 3204, Unit 2A, Block 3,  
 Building D, P.O. Box 1586,  
 Gardenia Court, Camana Bay,  
 Grand Cayman, KY1-1100,  
 Cayman Islands

### Hong Kong SAR Branch Registrar

Computershare Hong Kong  
 Investor Services Limited  
 Shops 1712–1716, 17th Floor,  
 Hopewell Centre,  
 183 Queen's Road East,  
 Wan Chai, Hong Kong SAR

## Legal Adviser

Morgan, Lewis & Bockius

## Auditor

KPMG  
*Certified Public Accountants*  
*Public Interest Entity Auditor registered*  
*in accordance with the Accounting and*  
*Financial Reporting Council Ordinance*

## Risk Management and Internal Control Review Adviser

KPMG Advisory (China) Limited

## Principal Bankers

Bank of China (Hong Kong) Limited  
 Industrial and Commercial Bank of  
 China Ltd.  
 Industrial Bank Co., Ltd.  
 China Merchants Bank Co., Ltd.  
 Standard Chartered Bank PLC



# GOVERNANCE









# Report of the Directors

The Directors have pleasure in submitting their annual report together with the audited financial statements for the year ended 31 December 2024.

## PRINCIPAL PLACE OF BUSINESS

The Company was incorporated in the Cayman Islands and is domiciled in Hong Kong SAR and has office at 16/F, Manhattan Place, 23 Wang Tai Road, Kowloon Bay, Kowloon, Hong Kong SAR. The Group's principal place of business is in China.

## PRINCIPAL ACTIVITIES AND BUSINESS REVIEW

The principal activities of the Group are R&D, design, manufacturing, marketing and sales of professional sports products including footwear, apparel and accessories. The Group is also the largest shareholder of Amer Sports, Inc., a global group of iconic sports and outdoor brands, whose shares are listed on the New York Stock Exchange (NYSE: AS).

Further discussion and analysis of these activities, including the Group's compliance with the relevant laws and regulations, principal risks and uncertainties facing the Group and indication of likely future developments in the Group's business, can be found in the "Management Discussion and Analysis" set out on pages 18 to 55, the "Corporate Governance Report" set out on pages 81 to 122 and the "Risk Management Report" set out on pages 123 to 129 of this annual report. They form part of this Report of the Directors.

The analysis of the principal activities of the Group during the financial year are set out in note 1 to the financial statements.

## MAJOR CUSTOMERS AND SUPPLIERS

The information in respect of the Group's sales and purchases attributable to the major customers and suppliers respectively during the financial year are as follows:

	2024 Percentage of the Group's total Sales      Purchases		2023 Percentage of the Group's total Sales      Purchases	
The largest customer	4.0%		4.1%	
Five largest customers in aggregate	7.3%		7.0%	
The largest supplier		3.5%		4.1%
Five largest suppliers in aggregate		14.3%		16.1%

At no time during the financial year have the Directors, their associates or any Shareholder (which to the knowledge of the Directors own more than 5% of the number of issued Shares) had any interest in these major customers and suppliers.

## FIVE-YEAR FINANCIAL SUMMARY

A summary of the results and of the assets and liabilities of the Group for the last five financial years is set out on page 11 of this annual report.

## FINANCIAL STATEMENTS

The financial performance of the Group for the year ended 31 December 2024 and the financial positions of the Company and the Group as at that date are set out in the financial statements on pages 137 to 219 of this annual report.

## TRANSFER TO RESERVES

Profits attributable to equity shareholders, before dividends, of RMB15,596 million (2023: RMB10,236 million) have been transferred to the reserves. Other movements in reserves are set out in note 28 to the financial statements.

## RECOMMENDED DIVIDEND

An interim dividend of HK118 cents (2023: HK82 cents) per ordinary share in respect of the year ended 31 December 2024 was paid on 23 September 2024.

On the date of this Report of the Directors, the Board recommended a final dividend of HK118 cents (2023: HK115 cents) per ordinary share in respect of the year ended 31 December 2024. The final dividend has not been recognised as a liability at the end of the financial year.

There is no arrangement that a Shareholder has waived or agreed to waive any dividend.

## CHARITABLE DONATIONS

Charitable donations made by the Group during the financial year amounted to RMB37 million (2023: RMB59 million).

## PROPERTIES

Details of acquisitions and other movements in properties (including property, plant and equipment and construction in progress) during the financial year are set out in notes 10 and 12 to the financial statements.

## BORROWINGS

Particulars of borrowings of the Group as at 31 December 2024 are set out in note 22 to the financial statements.

## SHARE CAPITAL

Details of the movements in share capital of the Company during the financial year are set out in note 27 to the financial statements.

## DEBENTURE ISSUED

There was no debenture issued by the Company during the financial year.

## EQUITY-LINKED AGREEMENTS

Save as disclosed in the annual report, no equity-linked agreements were entered by the Group into during the financial year or subsisted at the year end.

## PURCHASES, SALES AND REDEMPTIONS OF LISTED SECURITIES

During the financial year, 13,281,800 Shares (2023: 1,600,000 Shares) were purchased on the Hong Kong Stock Exchange, and no new Shares (2023: Nil) were subscribed, by the trustee of the 2018 Share Award Scheme (2023 Revision). Total consideration paid for the said purchases during the financial year, including all relevant expenses, were RMB1,007 million (2023: RMB113 million).

## Report of the Directors

During the financial year, the Company repurchased a total of 16,306,000 Shares (2023: Nil) on the Hong Kong Stock Exchange under the share repurchase plan for an aggregate consideration of HKD1,276 million (2023: Nil) before all relevant expenses. The repurchased Shares were subsequently cancelled. The repurchase aimed to promote the interests of the Shareholders and the Company's capital enhancement in the medium-to-long term and was in the best interest of the Company and the Shareholders as a whole, and creates shareholders' value. Details of the Shares repurchased are as follows:

Month of purchase in 2024	No. of Shares purchased	Purchase consideration per Share		Aggregate consideration paid HKD
		Highest price paid HKD	Lowest price paid HKD	
September	3,397,200	76.00	73.55	254,776,451
December	12,908,800	80.00	77.05	1,021,655,296
Total	16,306,000			1,276,431,747

Save as disclosed above, there were no purchases, sales or redemptions of the Company's listed securities by the Company or any of its subsidiaries (including sales of treasury Shares (if any)) during the financial year.

## PRE-EMPTIVE RIGHTS

There are no provisions for pre-emptive rights under the Company's articles of association or the laws of the Cayman Islands where the Company is incorporated.

## DIRECTORS

The Directors during the financial year were:

### Executive Directors

Mr. Ding Shizhong (*Chairman*)  
 Mr. Ding Shijia (*Deputy Chairman*)  
 Mr. Lai Shixian (*Co-Chief Executive Officer*) (SC)  
 Mr. Wu Yonghua (*Co-Chief Executive Officer*) (SC)  
 Mr. Zheng Jie  
 Mr. Bi Mingwei (*Chief Financial Officer*) (RMC)

### Independent Non-Executive Directors

Mr. Yiu Kin Wah Stephen *JP* (AC, NC, RMC, SC)  
 Mr. Lai Hin Wing Henry Stephen (AC, RC, NC, RMC, SC)  
 Ms. Wang Jiaqian (AC, RC, NC, RMC, SC)  
 Ms. Xia Lian (AC, RC, NC, RMC, SC)

AC: Audit Committee  
 RC: Remuneration Committee  
 NC: Nomination Committee  
 RMC: Risk Management Committee  
 SC: Sustainability Committee

Details of the Directors' biographies have been set out on pages 130 to 131 of this annual report.

In accordance with article 84 of the Company's articles of association, at each AGM one-third of the Directors for the time being (or, if their number is not a multiple of three, the number nearest to but not less than one-third) shall retire from office by rotation provided that every Director shall be subject to retirement at an AGM at least once every three years. A retiring Director shall be eligible for re-election and shall continue to act as a Director throughout the meeting at which he retires. Mr. Ding Shijia, Mr. Bi Mingwei, Mr. Lai Hin Wing Henry Stephen and Ms. Wang Jiaqian will retire from office by rotation at the forthcoming AGM and, being eligible, offer themselves for re-election.



Each of the Directors in the Board has entered into a service contract or a letter of appointment (as the case may be) with the Company for a term of three years until terminated by giving a three-month notice in writing thereof by either party to the other.

None of the Directors, including those proposed for re-election at the forthcoming AGM, has an unexpired service contract which is not determinable by the Company or any of its subsidiaries within one year without payment of compensation, other than statutory compensation.

## INDEPENDENCE OF INDEPENDENT NON-EXECUTIVE DIRECTORS

Each Independent Non-Executive Director shall inform the Company as soon as practical if there is any change of circumstances which may affect his/her independence. None of the Independent Non-Executive Directors have informed the Company that there is any change of circumstances which have affect his/her independence during the financial year.

The Nomination Committee has assessed the independence of each Independent Non-Executive Director based on the criteria set out in Rule 3.13 of the Listing Rules, and the Board and the Nomination Committee consider that all the Independent Non-Executive Directors are independent.

## PERMITTED INDEMNITY PROVISION

A permitted indemnity provision for the benefit of the Directors is currently in force and was in force throughout the financial year. The Company has taken out and maintained appropriate insurance coverage in respect of potential legal actions against its Directors and officers.

## DIRECTORS' INTERESTS IN TRANSACTIONS, ARRANGEMENTS OR CONTRACTS

Save as disclosed in this annual report, no transaction, arrangement or contract of significance to which the Company, or any of its holding company, subsidiaries or fellow subsidiaries was a party, and in which a Director of the Company had a material interest (direct or indirect), subsisted at the end of the financial year or at any time during the financial year.

## DIRECTORS' REMUNERATION

The Company has adopted a directors (and senior management) remuneration policy to maintain fair and competitive packages of the Directors based on the business needs of the Group and industry practice. For determining the remuneration packages of each Director, market rates and factors such as individual workload, duties and required commitment are taken into account (including their individual performance or the performance of the respective department(s) and business unit(s) that they are in charge). In addition, factors comprising economic and market situations, individual contributions to the Group's results and development (including the aspect of sustainability) as well as individual's potential are considered when determining the remuneration packages of Directors. At the same time, remuneration levels shall be sufficient to attract and retain Directors to run the Group successfully without paying more than necessary.

The Remuneration Committee assists the Board on formulating remuneration policy and determining the emoluments of the Directors. Responsibilities and work performed in the financial year by the Remuneration Committee are stated on pages 95 to 96 in the Corporate Governance Report.

Particulars regarding Directors' remuneration as required to be disclosed pursuant to Appendix D2 to the Listing Rules are set out in note 6 to the financial statements.

During the financial year, there is no arrangement under which a Director has waived or agreed to waive any emoluments.

## ARRANGEMENTS TO PURCHASE SHARES OR DEBENTURES

Save as disclosed in this annual report, at no time during the financial year was the Company or any of its subsidiaries a party to any arrangements to enable the Directors of the Company or chief executives or any of their close associate (as defined under the Listing Rules) to acquire benefits by means of the acquisitions of shares or debentures of the Company or any other body corporate.

## Report of the Directors

### COMPETING BUSINESS

None of the Directors had any interest in any competing business with the Company or any of its subsidiaries during the financial year which is required to be disclosed under Rule 8.10(2) of the Listing Rules.

Each of the Controlling Shareholders (as defined in the prospectus of the Company issued on 26 June 2007 (the "Prospectus")) has confirmed to the Company of his compliance with the non-compete undertakings provided to the Company under the Non-competition Deed (as defined in the Prospectus). The Directors (including the Independent Non-Executive Directors) have reviewed the status of compliance and also confirmed that all the undertakings under the Non-competition Deed have been complied with by the Controlling Shareholders.

### MANAGEMENT CONTRACTS

No contracts concerning the management and administration of the whole or any substantial part of any business of the Company were entered into during the financial year or subsisted at the year end.

### DIRECTORS' AND CHIEF EXECUTIVES' INTERESTS AND SHORT POSITIONS IN SHARES, UNDERLYING SHARES AND DEBENTURES

As at 31 December 2024, the Directors and chief executives of the Company and their associates had the following interests in the shares, underlying shares and debentures of the Company and its associated corporations (within the meaning of Part XV of the SFO), as recorded in the register required to be kept under Section 352 of the SFO or as otherwise notified to the Company and the Hong Kong Stock Exchange pursuant to the Model Code for Securities Transactions by Directors of Listed Issuers ("Model Code"):

#### Interests in Shares and underlying Shares and associated corporations

Name of Directors	Company/ Name of associated corporation	Capacity/ Nature of interest	Number of shares interested	Number of underlying Shares interested	Approximate percentage of interest in such corporation <sup>(1)</sup>
Mr. Ding Shizhong	Company	Founder of a discretionary trust	1,486,946,000(L) <sup>(4)</sup>	–	52.67%
	Anta International	Founder of a discretionary trust	503,172,690(L) <sup>(4)</sup>	–	34.06%
	Anta International	Interest in controlled corporation	18,267,273(L) <sup>(4)</sup>	–	1.24%
	Amer Sports, Inc.	Founder of a discretionary trust	232,328,780(L) <sup>(5)</sup>	–	41.96%
	Amer Sports, Inc.	Founder of a discretionary trust	3,800,000(L) <sup>(5)</sup>	–	0.69%
Mr. Ding Shijia	Company	Founder of a discretionary trust	1,478,500,000(L) <sup>(6)</sup>	–	52.37%
	Anta International	Founder of a discretionary trust	495,300,570(L) <sup>(6)</sup>	–	33.52%
	Amer Sports, Inc.	Founder of a discretionary trust	232,328,780(L) <sup>(7)</sup>	–	41.96%
	Amer Sports, Inc.	Founder of a discretionary trust	3,800,000(L) <sup>(7)</sup>	–	0.69%
Mr. Lai Shixian	Company	Beneficial owner	891,955(L)	–	0.03%
	Anta International	Beneficiary of a discretionary trust/Interest of spouse	146,189,463(L) <sup>(8)</sup>	–	9.89%
	Anta International	Interest in controlled corporation	39,961,734(L) <sup>(8)</sup>	–	2.70%
Mr. Wu Yonghua	Anta International	Founder of a discretionary trust	78,136,038(L) <sup>(9)</sup>	–	5.29%
	Amer Sports, Inc.	Beneficial owner	536,791(L)	–	0.10%
Mr. Zheng Jie	Company	Beneficial owner	950,000(L)	–	0.03%
	Amer Sports, Inc.	Beneficial owner	2,332,502(L)	1,878,503(L) <sup>(3)</sup>	0.76%
Mr. Bi Mingwei	Company	Beneficial owner	193,301(L)	–	0.01%
	Company	Beneficiary of a trust (other than a discretionary interest)	–	100,000(L) <sup>(2)</sup>	0.00%
Mr. Yiu Kin Wah Stephen	Company	Beneficial owner	33,000(L)	–	0.00%
	Amer Sports, Inc.	Beneficial owner	9,000(L)	13,461(L) <sup>(3)</sup>	0.00%

(L) – Long Position

## Notes:

- (1) As at 31 December 2024, the number of issued ordinary shares (excluding treasury shares (if any)) of the Company, of Anta International and of Amer Sports, Inc. were 2,823,223,500, 1,477,500,000 and 553,637,263, respectively.
- (2) The interests in underlying Shares represent the interests in awarded shares granted pursuant to the 2018 Share Award Scheme (2023 Revision), details of which are set out in the section entitled "2018 Share Award Scheme and 2018 Share Award Scheme (2023 Revision)" under "Share Schemes" below.
- (3) The interests in underlying shares represent the interests in unvested share granted (subject to certain vesting conditions) pursuant to an incentive plan of Amer Sports, Inc..
- (4) A total of 1,477,500,000 Shares were directly held by Anta International and its wholly-owned subsidiaries, and 9,446,000 Shares were directly held by Shine Well (Far East) Limited ("Shine Well"), representing 52.33% and 0.33% of the issued Shares as at 31 December 2024 respectively. Shine Well directly held 503,172,690 shares of Anta International, representing 34.06% of the issued shares of Anta International as at 31 December 2024, and was entitled to exercise or control the exercise of one third or more of the voting power at the general meeting of Anta International, and therefore was deemed to be interested in all the Shares held by Anta International. The entire issued shares of Shine Well was held by Top Bright Assets Limited ("Top Bright"). The entire issued shares of Top Bright was in turn held by HSBC International Trustee Limited ("HSBC Trustee") acting as the trustee of the DSZ Family Trust. The DSZ Family Trust was an irrevocable discretionary trust. Mr. Ding Shizhong as the founder of the DSZ Family Trust was deemed to be interested in the total 1,486,946,000 Shares held by Anta International and Shine Well and the 503,172,690 shares of Anta International held by Shine Well. 18,267,273 shares of Anta International, representing 1.24% of the issued shares of Anta International as at 31 December 2024, were directly held by Blossom Prospect Limited ("Blossom Prospect"). Mr. Ding Shizhong held 50% of the issued shares of Blossom Prospect and was entitled to exercise or control the exercise of one third or more of the voting power at the general meeting of Blossom Prospect, and therefore was deemed to be interested in the 18,267,273 shares of Anta International held by Blossom Prospect.
- (5) By virtue of SFO, Mr. Ding Shizhong is deemed to be interested in (i) 232,328,780 shares of Amer Sports, Inc. through his interest in the Company; and (ii) 3,800,000 shares of Amer Sports, Inc. directly held by Zhi Sheng Overseas Holdings Limited.
- (6) A total of 1,477,500,000 Shares were directly held by Anta International and its wholly-owned subsidiaries, and 1,000,000 Shares were directly held by Talent Trend Investment Limited ("Talent Trend"), representing 52.33% and 0.04% of the issued Shares as at 31 December 2024 respectively. Talent Trend directly held 495,300,570 shares of Anta International, representing 33.52% of the issued shares of Anta International as at 31 December 2024, and was entitled to exercise or control the exercise of one third or more of the voting power at the general meeting of Anta International, and therefore was deemed to be interested in all the Shares held by Anta International. The entire issued shares of Talent Trend was held by Allwealth Assets Limited ("Allwealth"). The entire issued shares of Allwealth was in turn held by HSBC Trustee acting as the trustee of the DSJ Family Trust. The DSJ Family Trust was an irrevocable discretionary trust. Mr. Ding Shijia as the founder of the DSJ Family Trust was deemed to be interested in the total 1,478,500,000 Shares held by Anta International and Talent Trend and the 495,300,570 shares of Anta International held by Talent Trend.
- (7) By virtue of SFO, Mr. Ding Shijia is deemed to be interested in (i) 232,328,780 shares of Amer Sports, Inc. through his interest in the Company; and (ii) 3,800,000 shares of Amer Sports, Inc. directly held by He Sheng Overseas Holdings Limited.
- (8) Certain interests of Mr. Lai Shixian in Anta International were held through Gain Speed Holdings Limited ("Gain Speed"), which directly held 146,189,463 shares of Anta International, representing 9.89% of the issued shares of Anta International as at 31 December 2024. The entire issued shares of Gain Speed was held by Spring Star Assets Limited. The entire issued shares of Spring Star Assets Limited was in turn held by HSBC Trustee acting as the trustee of the DYL Family Trust. The DYL Family Trust was an irrevocable discretionary trust. Ms. Ding Yali as the founder of the DYL Family Trust was deemed to be interested in the 146,189,463 shares of Anta International held by Gain Speed. Mr. Lai Shixian as one of the beneficiaries of the DYL Family Trust and as the spouse of Ms. Ding Yali was deemed to be interested in the 146,189,463 shares of Anta International held by Gain Speed. 18,267,273 shares of Anta International, representing 1.24% of the issued shares of Anta International as at 31 December 2024, were directly held by Blossom Prospect. Mr. Lai Shixian held 50% of the issued shares of Blossom Prospect and was entitled to exercise or control the exercise of one third or more of the voting power at the general meeting of Blossom Prospect, and therefore was deemed to be interested in the 18,267,273 shares of Anta International held by Blossom Prospect. 21,694,461 shares of Anta International, representing 1.47% of the issued shares of Anta International as at 31 December 2024, were directly held by First Start Investment Limited ("First Start"). Mr. Lai Shixian held 90% of the issued shares of First Start and was entitled to exercise or control the exercise of one third or more of the voting power at the general meeting of First Start, and therefore was deemed to be interested in the 21,694,461 shares of Anta International held by First Start.
- (9) The interests of Mr. Wu Yonghua in Anta International were held through Spread Wah International Limited ("Spread Wah"), which directly held 78,136,038 shares of Anta International, representing 5.29% of the issued shares of Anta International as at 31 December 2024. The entire issued shares of Spread Wah was held by Allbright Assets Limited. The entire issued shares of Allbright Assets Limited was in turn held by HSBC Trustee acting as the trustee of the WYH Family Trust. The WYH Family Trust was an irrevocable discretionary trust. Mr. Wu Yonghua as the founder of the WYH Family Trust was deemed to be interested in the 78,136,038 shares of Anta International held by Spread Wah.



## Report of the Directors

Save as disclosed above, as at 31 December 2024, none of the Directors and chief executives of the Company had or was deemed to have any interests or short positions in the shares, underlying shares or debentures of the Company and its associated corporations (within the meaning of Part XV of the SFO), which has been recorded in the register maintained by the Company pursuant to section 352 of the SFO or which had otherwise been notified to the Company and the Hong Kong Stock Exchange pursuant to the Model Code.

## INTERESTS AND SHORT POSITIONS OF SUBSTANTIAL SHAREHOLDERS

As at 31 December 2024, the persons or corporations (not being a Director or chief executive of the Company) who had an interest or short positions in the shares and underlying shares of the Company as recorded in the register required to be kept under section 336 of the SFO, or which were notified to the Company, were as follows:

### Interests in Shares and/or underlying Shares

Name of Shareholders	Capacity/Nature of interest	Number of Shares/ underlying Shares interested	Approximate percentage of interest in the Company
HSBC Trustee	Trustee <sup>(1)</sup>	1,487,950,545(L)	52.70%
Top Bright	Interest in controlled corporation <sup>(1)</sup>	1,486,946,000(L)	52.67%
Shine Well	Interest in controlled corporation <sup>(1)</sup>	1,477,500,000(L)	52.33%
	Beneficial owner <sup>(1)</sup>	9,446,000(L)	0.33%
Allwealth	Interest in controlled corporation <sup>(1)</sup>	1,478,500,000(L)	52.37%
Talent Trend	Interest in controlled corporation <sup>(1)</sup>	1,477,500,000(L)	52.33%
	Beneficial owner <sup>(1)</sup>	1,000,000(L)	0.04%
Anta International	Beneficial owner <sup>(2)</sup>	1,201,125,000(L)	42.54%
	Interest in controlled corporation <sup>(2)</sup>	276,375,000(L)	9.79%
Anda Holdings	Beneficial owner	160,875,000(L)	5.70%

(L) – Long Position

Notes:

- (1) The interests of HSBC Trustee in the Company were held through Anta International, Anda Holdings, Anda Investments, Shine Well and Talent Trend, representing approximately 42.54%, 5.70%, 4.09%, 0.33% and 0.04% of the issued Shares, respectively. In addition, HSBC Trustee also held 4,545 Shares as trustee for persons unrelated to the substantial shareholders.

HSBC Trustee was the trustee of the DSZ Family Trust, the DSJ Family Trust, the WYH Family Trust and the DYL Family Trust, and it held the entire issued shares of Top Bright and Allwealth, which in turn held the entire issued shares of Shine Well and Talent Trend, respectively. Each of Shine Well and Talent Trend was entitled to exercise or control the exercise of one third or more of the voting power at general meeting of Anta International and therefore each of them was deemed to be interested in all the 1,201,125,000 Shares directly held by Anta International. Anta International held the entire issued shares of each of Anda Holdings and Anda Investments and therefore was deemed to be interested in the 160,875,000 Shares and the 115,500,000 Shares directly held by Anda Holdings and Anda Investments, respectively. Accordingly, HSBC Trustee, Top Bright, Allwealth, Shine Well and Talent Trend were deemed to be interested in the total 1,477,500,000 Shares held by Anta International and its wholly-owned subsidiaries. 9,446,000 Shares were held by Shine Well directly. Accordingly, HSBC Trustee and Top Bright were also deemed to be interested in the 9,446,000 Shares held by Shine Well. 1,000,000 Shares were held by Talent Trend directly. Accordingly, HSBC Trustee and Allwealth were also deemed to be interested in the 1,000,000 Shares held by Talent Trend.

- (2) 1,201,125,000 Shares were directly held by Anta International. 160,875,000 Shares and 115,500,000 Shares were directly held by Anda Holdings and Anda Investments, respectively. Each of Anda Holdings and Anda Investments was wholly-owned by Anta International and therefore was a controlled corporation of Anta International. Accordingly, Anta International was deemed to be interested in the 160,875,000 Shares held by Anda Holdings and the 115,500,000 Shares held by Anda Investments.

Save as disclosed above, as at 31 December 2024, the Directors were not aware of any other person or corporation having an interest or short positions in shares and underlying shares of the Company as recorded in the register required to be kept by the Company pursuant to section 336 of the SFO.

## CONTINUING CONNECTED TRANSACTIONS

Certain related party transactions as disclosed in note 32 to the financial statements also constituted continuing connected transactions under the Listing Rules which are required to be disclosed in this annual report in accordance with Chapter 14A of the Listing Rules. The Company has complied with applicable disclosure requirements in Chapter 14A of the Listing Rules. The following transactions between certain connected persons and the Group have been entered into and are ongoing during the financial year for which relevant disclosure had been made by the Company in the announcements of the Company issued on 15 December 2021.

### 1. Packaging Material Supply Agreement with Mr. Ding Shizhong, Mr. Ding Shijia and Mr. Lai Shixian (collectively “Family Directors”)

On 15 December 2021, the Company and the Family Directors entered into a packaging material supply agreement (the “2022 PMSA”) for a term of three years effective from 1 January 2022 to 31 December 2024 in relation to the supply of paper packaging materials (including but not limited to cardboard cases, paper bags and shoe boxes, “PPM”). Each Family Director shall, and shall procure his relevant associates to, supply PPM to the relevant member(s) of the Group from time to time on normal commercial terms which are no less favourable than those terms made available to the Group from independent third-party suppliers. Each of the Company and the Family Directors shall, and shall procure the relevant member(s) of the Group and the Family Directors’ relevant associates respectively to, enter into a separate sub-agreement for each of the recurring transactions. The detailed terms of a specific transaction shall be set out in such sub-agreement (which is ancillary to and subject to the terms and conditions of the 2022 PMSA) entered or to be entered into. Associates of the Family Directors are companies principally engaged in the manufacture and sales of packaging materials in the Mainland China.

Under the 2022 PMSA, the prices for PPM shall be agreed upon from time to time after arm’s length negotiations between (i) the relevant member(s) of the Group and (ii) the Family Directors and/or their relevant associates, and shall be comparable to and no less favourable than market prices of similar PPM offered by independent third-party suppliers to the Group. The general credit period shall be 30 to 60 days, which shall be comparable to and no less favourable than such terms offered by other independent suppliers to the Group in relation to similar PPM, or such other credit period as agreed in the specific sub-agreement ancillary to the 2022 PMSA.

As at the date of the 2022 PMSA, each of the Family Directors, being Mr. Ding Shizhong, Mr. Ding Shijia (the elder brother of Mr. Ding Shizhong) and Mr. Lai Shixian (a brother-in-law of Mr. Ding Shizhong and Mr. Ding Shijia), was a Director, and thus a connected person of the Company. Therefore, the 2022 PMSA and the transactions contemplated thereunder constitute continuing connected transactions of the Company under Chapter 14A of the Listing Rules.

For details please refer to the announcement of the Company dated 15 December 2021.

The 2022 PMSA expired on 31 December 2024. The Group expects, for the three financial years ending 31 December 2025, 2026 and 2027, to continue the existing continuing connected transactions under the 2022 PMSA and enter into certain new recurring transactions similar to the existing continuing connected transactions with Family Directors and/or their associates. Therefore, on 12 December 2024, the Company entered into a new packaging material supply agreement with the Family Directors in relation to the supply of PPM for a term of 3 years with reference to the terms and conditions of the 2022 PMSA. For details please refer to the announcements of the Company dated 12 December 2024.

The annual caps for each of the three years ended 31 December 2022, 2023 and 2024 under the 2022 PMSA amounts to RMB138 million (equivalent to approximately HKD167 million), RMB159 million (equivalent to approximately HKD193 million) and RMB182 million (equivalent to approximately HKD221 million), respectively. During the financial year, the Group’s purchase of PPM from the Family Directors (and their associates) amounted to RMB96 million (2023: RMB96 million).

## Report of the Directors

### 2. Master Services Agreement with Family Directors

On 15 December 2021, the Company and Family Directors entered into a master service agreement (the “2022 MSA”) for a term of three years from 1 January 2022 to 31 December 2024 for the provision of Relevant Services (as defined below). “Relevant Services” are the leasing of transportation vehicles, land and properties (including leases of land, factory premises, warehouses, staff quarters, retail stores and offices), and provision of warehouse management services and logistic services by the Family Directors and/or their relevant associates to the Group subject to the terms and conditions of the 2022 MSA. Each Family Director shall, and shall procure his relevant associates to, provide the Relevant Services to the relevant member(s) of the Group at prevailing market price with reference to the nature and the scope of the Relevant Services provided or to be provided by such Family Director and/or his relevant associates (including but not limited to property location and area, ancillary facilities and equipment, and transportation network, and/or service nature) from time to time on normal commercial terms which are no less favourable than those terms made available to the Group from independent third-party suppliers. Each of the Company and the Family Directors shall, and shall procure the relevant member(s) of the Group and the Family Directors’ relevant associates respectively to, enter into a separate sub-agreement for each of the recurring transactions. The detailed terms of a specific transaction shall be set out in such sub-agreement (which is ancillary to and subject to the terms and conditions of the 2022 MSA) entered or to be entered into.

Under the 2022 MSA, the rents and/or service fees for the Relevant Services shall be agreed upon from time to time after arm’s length negotiations between (i) the relevant member(s) of the Group and (ii) the Family Directors and/or their relevant associates, and shall be comparable to and no less favourable than (i) the fair market rents or market prices of leases or services offered to the Group by independent third-party suppliers that are similar to the Relevant Services; and (ii) the rents and/or service fees charged by the Family Directors and/or their relevant associates against independent third parties for leases or services that are similar to the Relevant Services. The general credit period shall be 30 to 60 days, which shall be comparable to and no less favourable than such terms offered by other independent third-party suppliers to the Group in relation to leases or services similar to the Relevant Service, or such other credit period as agreed in the specific sub-agreement ancillary to the 2022 MSA.

As at the date of the 2022 MSA, each of the Family Directors, being Mr. Ding Shizhong, Mr. Ding Shijia (the elder brother of Mr. Ding Shizhong) and Mr. Lai Shixian (a brother-in-law of Mr. Ding Shizhong and Mr. Ding Shijia), was a Director, and thus a connected person of the Company. He is an associate of Mr. Ding Shizhong and Mr. Ding Shijia, and thus a connected person of the Company. Therefore, the 2022 MSA and the transactions contemplated thereunder constitute continuing connected transactions of the Company under Chapter 14A of the Listing Rules.

For details please refer to the announcement of the Company dated 15 December 2021.

The 2022 MSA expired on 31 December 2024. The Group expects, for the three financial years ending 31 December 2025, 2026 and 2027, to continue the existing continuing connected transactions under the 2022 MSA and enter into certain new recurring transactions similar to the existing continuing connected transactions with Family Directors and/or their associates. Therefore, on 12 December 2024, the Company entered into a new master services agreement with the Family Directors in relation to the provision of Relevant Services for a term of 3 years with reference to the terms and conditions of the 2022 MSA. As the applicable percentage ratios in respect of the new master services agreement for the three financial years ending 31 December 2025, 2026 and 2027 are all less than 0.1%, such transactions are fully exempt under Chapter 14A of the Listing Rules.

The annual caps for each of the three years ended 31 December 2022, 2023 and 2024 under the 2022 MSA amounts to RMB27 million (equivalent to approximately HKD33 million), RMB31 million (equivalent to approximately HKD38 million) and RMB36 million (equivalent to approximately HKD44 million), respectively. During the financial year, service fees for the provision of the Relevant Services to the Group by Family Directors (and their associates) amounted to RMB29 million (2023: RMB23 million).

The Directors (including the Independent Non-Executive Directors) have reviewed the above continuing connected transactions and confirmed that the transactions have been entered into:

- (1) in the ordinary and usual course of business of the Group;
- (2) on normal commercial terms or better; and
- (3) according to the agreements governing them on terms which are fair and reasonable and in the interests of the Shareholders as a whole.



The Company's auditor was engaged to report on the Group's continuing connected transactions in accordance with Hong Kong Standard on Assurance Engagements 3000 (Revised), *Assurance Engagements Other Than Audits or Reviews of Historical Financial Information* and with reference to Practice Note 740 (Revised), *Auditor's Letter on Continuing Connected Transactions under the Hong Kong Listing Rules* issued by the Hong Kong Institute of Certified Public Accountants. The auditor has issued his unmodified letter containing his findings and conclusions in respect of the continuing connected transactions disclosed above by the Group in accordance with Rule 14A.56 of the Listing Rules.

## CONVERTIBLE BONDS

### 2025 Convertible Bonds

On 5 February 2020, the Group completed the issuance of EUR1.0 billion zero coupon convertible bonds due on 5 February 2025 and the convertible bonds were listed on the Singapore Stock Exchange (the "2025 Convertible Bonds").

The conversion price per conversion share is subject to adjustments in accordance with the terms and conditions of the 2025 Convertible Bonds, and was adjusted to HKD96.76 as at 31 December 2024. For details of the adjustments of the conversion price during the financial year, please refer to the announcements of the Company dated 8 May 2024 and 27 August 2024. As at 31 December 2024, there had not been any exercise of conversion right of the 2025 Convertible Bonds.

The principal amount of EUR945.5 million of the 2025 Convertible Bonds have been repurchased on 5 December 2024 and subsequently cancelled on 9 December 2024, with the remaining outstanding principal amount of EUR54.5 million as at 31 December 2024. The remaining outstanding principal amount of the 2025 Convertible Bonds of EUR54.5 million have been cancelled on 7 January 2025. The 2025 Convertible Bonds was delisted from the Singapore Stock Exchange on 13 January 2025. For details, please refer to the announcements of the Company dated 26 November 2024, 27 November 2024, 5 December 2024 and 8 January 2025.

### 2029 Convertible Bonds

On 5 December 2024, the Group completed the issuance of EUR1.5 billion zero coupon convertible bonds due on 5 December 2029 to not less than six independent placees (who are independent individual, corporate and/or institutional investors) and the convertible bonds are listed on the Singapore Stock Exchange (the "2029 Convertible Bonds").

The initial conversion price per conversion share was HKD104.02, subject to adjustment in accordance with the terms and conditions of the 2029 Convertible Bonds, which represents a premium of approximately 35.00% over the closing price of HKD77.05 per Share as quoted on the Hong Kong Stock Exchange on 26 November 2024 (being the trading day on which the terms and conditions of the 2029 Convertible Bonds became effective).

As at 31 December 2024, the total number of the issued shares of the Company is 2,823,223,500. Based on the applicable conversion price of HKD104.02 on that date and assuming full conversion of the 2029 Convertible Bonds, the 2029 Convertible Bonds will be convertible into 117,584,599 conversion shares, representing approximately 4.16% of the issued Shares and approximately 4.00% of the issued Shares as enlarged by the issuance of such conversion shares (assuming that there is no other change to the issued Shares).

The conversion shares that may fall to be issued upon exercise of the conversion right attaching to the 2029 Convertible Bonds will be issued under the general mandate granted to the Directors pursuant to an ordinary resolution of the Company passed at the AGM held on 8 May 2024. The conversion shares to be issued upon exercise of the conversion right attaching to the 2029 Convertible Bonds will be fully paid and rank *pari passu* in all respects with the Shares then in issue on the date on which the name of the exercising bondholder is registered as holder of the relevant conversion shares in the register of members of the Company.

## Report of the Directors

Assuming the 2029 Convertible Bonds were fully converted on 31 December 2024, the shareholdings of the Company immediately before and after the full conversion of the convertible bonds are set out below for illustration purposes:

Name of Shareholders	Shareholding immediately before the full conversion of the convertible bonds		Upon full conversion of the 2029 Convertible Bonds at the conversion price of HKD104.02 each	
	Number of Shares	Approximate % of issued shares of the Company	Number of Shares	Approximate % of issued shares of the Company
Anta International <sup>(1)</sup>	1,201,125,000	42.54%	1,201,125,000	40.84%
Anda Holdings <sup>(1)</sup>	160,875,000	5.70%	160,875,000	5.47%
Anda Investments <sup>(1)</sup>	115,500,000	4.09%	115,500,000	3.93%
Shine Well	9,446,000	0.33%	9,446,000	0.32%
Talent Trend	1,000,000	0.04%	1,000,000	0.03%
Hemin Holdings <sup>(2)</sup>	84,500,000	2.99%	84,500,000	2.87%
Bondholders	–	–	117,584,599	4.00%
Other Shareholders	1,250,777,500	44.31%	1,250,777,500	42.54%
<b>Total</b>	<b>2,823,223,500</b>	<b>100.00%</b>	<b>2,940,808,099</b>	<b>100.00%</b>

Notes:

(1) Each of Anda Holdings and Anda Investments is wholly-owned by Anta International.

(2) Hemin Holdings is a company jointly owned by Mr. Ding Shizhong, Mr. Ding Shijia and their family members, which is set up for public charity and donation.

Based on the cash and cash equivalents and the fixed deposits held at banks with maturity over three months as at 31 December 2024, the Company has the ability to meet its redemption obligation under the convertible bonds.

Please refer to note 22(c) to the financial statements for further details of the convertible bonds.

### Bondholders to Convert or Redeem

The analysis of the Company's share price at which it would be equally financially advantageous for the bondholders to convert or redeem the 2029 Convertible Bonds based on their implied rate of return (and therefore the bondholders would be indifferent as to whether the convertible bonds are converted or redeemed) when the Company's share price approximates to the conversion price in the future.

## RETIREMENT SCHEMES

The Group participates in several defined contribution retirement schemes which cover the Group's eligible employees in the Mainland China, and a Mandatory Provident Fund Scheme for the employees in Hong Kong SAR. Particulars of these retirement schemes are set out in note 24 to the financial statements.

## SHARE SCHEME

### 2023 Share Option Scheme

Pursuant to a resolution passed by the Shareholders at the AGM dated 10 May 2023, the Company adopted the 2023 Share Option Scheme. The 2023 Share Option Scheme shall be valid and effective for a period of ten years from the adoption of the scheme on 10 May 2023.

The purposes of the 2023 Share Option Scheme are (i) to recognise and reward for the past contributions by eligible participants, including employee participants, related entity participants and service providers; (ii) to retain or otherwise maintain on-going relations with eligible participants; (iii) to give the eligible participants an opportunity to have a personal stake in the Company and help motivate eligible participants to optimise their future contributions to the Group; and (iv) to attract suitable personnel for further growth and development of the Group.

Eligible participants of the 2023 Share Option Scheme include employee participants, related entity participants and service providers.

The scheme mandate limit is the total number of Shares which may be issued in respect of all options and awards to be granted under the 2023 Share Option Scheme, and 2023 Share Award Scheme of the Company, and shall not in aggregate exceed 10% of the total number of issued Shares (excluding treasury Shares, if any) as at the adoption date of the above schemes (i.e. 283,262,350 Shares). The service provider sublimit, being a sublimit under the scheme mandate limit, is the total number of Shares which may be issued in respect of all options and awards to be granted to the service providers under the 2023 Share Option Scheme and 2023 Share Award Scheme of the Company, and shall not in aggregate exceed 2% of the total number of issued Shares (excluding treasury Shares, if any) as at the adoption date of the above schemes (i.e. 56,652,470 Shares).

Pursuant to the 2023 Share Option Scheme, the Board shall be entitled at any time at its absolute discretion to select any eligible participant for participation in the 2023 Share Option Scheme as a selected participant and to offer the grant of an option to any selected participant to subscribe at the exercise price for such number of Shares as the Board may determine. Upon exercise of the option and payment of the exercise price by the relevant grantee, the Board shall allot and issue new Shares to the grantee.

Subject to the rules of the 2023 Share Option Scheme, where any grant of to a selected participant under the 2023 Share Option Scheme would result in the Shares issued and to be issued in respect of all options and awards granted to such person (excluding any options and awards lapsed in accordance with the rules of the relevant scheme(s) of the Company) in the 12-month period up to and including the date of such grant representing in aggregate over 1% of options the total number of issued Shares, such grant of options shall be separately approved by the Shareholders in general meeting with such selected participant and his close associates (or associates if such selected participant is a connected person) abstaining from voting.



## Report of the Directors

The period within which an option may be exercised by the grantee as the Board may in its absolute discretion determine and which shall not be more than ten years from the grant date of the option.

The vesting of any options under the 2023 Share Option Scheme shall be subject to a vesting period to be determined by the Board in its absolute discretion, which shall be specified in the grant letter.

Only in so far as and for so long as the Listing Rules require, the vesting period for an option under the 2023 Share Option Scheme shall not be less than 12 months, unless the Board determines in its sole discretion that the options granted to employee participants may be less than 12 months under the following specific circumstances:

- (i) grants of “make-whole” options to an employee participant who is a new director or employee of the Group to replace the share options such person forfeited when leaving his previous employer(s);
- (ii) grants of options to an employee participant whose employment is terminated due to death or disability or event of force majeure;
- (iii) grants of options which are subject to the fulfilment of performance targets as conditions of the options;
- (iv) grants of options made in batches during a year for administrative and compliance reasons;
- (v) grants of options with a mixed or accelerated vesting schedule such as where the options may vest evenly over a period of 12 months; and
- (vi) grants of options with a total vesting and holding period of more than 12 months.

Subject to the provisions of the Listing Rules and the 2023 Share Option Scheme, the Board may in its absolute discretion (i) when offering the grant of an option impose any conditions, restrictions or limitations in relation thereto in addition to those set forth in the 2023 Share Option Scheme as the Board may think fit (to be stated in the grant letter) including (without prejudice to the generality of the foregoing) (a) the qualifying and/or continuing eligibility criteria, conditions, restrictions or limitations relating to the achievement of performance, operating or financial targets by the Group and/or the grantee, (b) the satisfactory performance or maintenance by the grantee of certain conditions or obligations or (c) the time or period before all or some of the options shall be vested; and (ii) at any time after the grant of an option, waive or amend such conditions, restrictions or limitations to the advantage of the grantee, provided that such terms or conditions shall not be inconsistent with any other terms or conditions of the 2023 Share Option Scheme.

In respect of a related entity participant or a service provider, unless otherwise determined by the Board and specified in the grant letter, there is no performance target which needs to be achieved by the Group and/or grantee before the options can be vested. In respect of an employee participant, unless otherwise determined by the Board and specified in the grant letter, the Group and/or grantee shall achieve the performance targets set out in the grant letter before the options can be vested. The performance targets of options granted to the Directors and senior management of the Company, and any grants of options to the Directors and senior management of the Company without performance targets, shall be further subject to the approval of the Remuneration Committee and any other requirements under the Listing Rules.

While the performance targets will be imposed on a case-by-case basis to ensure the options vested would be beneficial to the Group, general factors to be taken into account include but not limited to (i) annual results and performance of the Group; (ii) key performance indicators of respective department(s) and/or business unit(s) that the grantee belongs; and (iii) individual position, annual appraisal result and other factors relevant to the grantee. However, the rules of the 2023 Share Option Scheme does not specify any performance targets.

Where there has been an occurrence of misconduct such as (i) any material misstatements or omissions in the Group's financial statements by a grantee; (ii) any violation by a grantee of confidentiality or non-competition obligations owed to the Group, or any leakage by such grantee of the Group's trade secrets, intellectual property or proprietary information; (iii) any termination of employment contracts by a grantee without notice or payment in lieu of notice; (iv) conviction of any criminal offence by a grantee involving integrity or honesty; or (v) any conduct of a grantee that has material adverse effect to the reputation or interests of the Group, the options or option Shares may be subject to clawback as determined by the Board from time to time. The clawback of options or option Shares granted to the Directors and senior management of the Company, and any grants of options to the Directors and senior management of the Company without clawback, shall be further subject to the approval of the Remuneration Committee and any other requirements under the Listing Rules.

An offer of the grant of an option shall remain open for acceptance by the selected participant concerned for a period of 30 business days from the grant date provided that no such grant of an option may be accepted after the expiry of the effective period of the 2023 Share Option Scheme or after the 2023 Share Option Scheme has been terminated. An option shall be deemed to have been granted and accepted by the selected participant and to have taken effect when the duplicate grant letter comprising acceptance of the offer of the option duly signed by the grantee together with a remittance in favour of the Company of HKD1.00 by way of consideration for the grant thereof is received by the Company on or before the acceptance date. Such remittance shall in no circumstances be refundable.

Subject to the provisions of the Listing Rules, the exercise price in respect of any particular option under the 2023 Share Option Scheme shall be such price as the Board may in its absolute discretion determine at the time of grant of the relevant option (and shall be stated in the grant letter) but in any event the exercise price shall not be less than whichever is the highest of:

- (i) the nominal value (if any) of a Share;
- (ii) the closing price of a Share as stated in the Stock Exchange's daily quotations sheet on the grant date, which must be a business day; and
- (iii) the average closing price of a Share as stated in the Stock Exchange's daily quotation sheets for the five business days immediately preceding the grant date.

As at 31 December 2024, the remaining life of the 2023 Share Option Scheme is around 8 years.

The total number of options available for grant under the scheme mandate of the 2023 Share Option Scheme at the beginning and the end of the financial year was 283,262,350\* and 283,262,350\*, respectively. The total number of options available for grant under the service provider sublimit of the 2023 Share Option Scheme at the beginning and the end of the financial year was 56,652,470\* and 56,652,470\*, respectively.

No options were granted, exercised, lapsed or cancelled under the 2023 Share Option Scheme during the financial year. As at 31 December 2024, there were no outstanding options under the 2023 Share Option Scheme.

The total number of Shares available for issue under the 2023 Share Option Scheme is 283,262,350\*, representing approximately 10% of the issued Shares (excluding treasury Shares, if any), as at the date of this annual report.

\* The scheme mandate limit is the total number of Shares which may be issued in respect of all options and awards to be granted under the 2023 Share Option Scheme and the 2023 Share Award Scheme of the Company.

## Report of the Directors

### 2018 Share Award Scheme and 2018 Share Award Scheme (2023 Revision)

The Company adopted the 2018 Share Award Scheme on 19 October 2018 by a resolution passed by the Board. The 2018 Share Award Scheme shall be valid and effective for a period of ten years from the adoption of the scheme on 19 October 2018.

To bring the Company's 2018 Share Award Scheme in line with the new requirements of Chapter 17 of the Listing Rules, on 21 March 2023, the Company amended the 2018 Share Award Scheme such that, from 10 May 2023, only grant of awards involving existing Shares may be made thereunder and no further grant of awards involving new Shares may be made under the 2018 Share Award Scheme (2023 Revision).

The purposes of the 2018 Share Award Scheme (2023 Revision) are (i) to recognise and reward for the past contributions by eligible participants, including employee participants; (ii) to retain or otherwise maintain on-going relations with eligible participants; (iii) to give the eligible participants an opportunity to have a personal stake in the Company and help motivate eligible participants to optimise their future contributions to the Group; and (iv) to attract suitable personnel for further growth and development of the Group.

Eligible participants of the 2018 Share Award Scheme (2023 Revision) include employee participants.

The Board shall not make any further award of awarded Shares which will result in the number of the existing Shares awarded by the Board under the 2018 Share Award Scheme (2023 Revision) exceeding 10% of the number of the Company's issued Shares (excluding treasury Shares, if any) from time to time.

Pursuant to the 2018 Share Award Scheme (2023 Revision), the Board may from time to time cause sufficient funds to be paid to the trustee (being appointed for the purpose of the 2018 Share Award Scheme (2023 Revision) and being independent of and not connected with the Company) for purchase of Shares on or off the Hong Kong Stock Exchange. Once purchased, the Shares are to be held by the trustee for the benefit of the grantees and the eligible participants (as applicable). Upon vesting, the trustee shall cause the awarded Shares to be transferred to grantees on the vesting date, or as soon as practicable after the vesting date. All Shares (including any returned Shares) shall be held by the trustee for the benefit of the grantees or the eligible participants (as applicable) under the relevant trust on and subject to the terms and conditions of the 2018 Share Award Scheme (2023 Revision) and the related trust deed.

The Board may, from time to time, at its absolute discretion select any eligible participant for participation in the 2018 Share Award Scheme (2023 Revision) as a selected participant, and grant awarded Shares to any selected participant (i) at such amount payable and time (if any) on acceptance of the award; (ii) at such purchase price (if any) of the awarded Shares; (iii) in such number of awarded Shares; and (iv) on and subject to such terms and conditions, as it may in its absolute discretion determine.

Subject to rules of the 2018 Share Award Scheme (2023 Revision), where any grant of awards to a selected participant would result in the number of existing Shares awarded by the Board under the 2018 Share Award Scheme (2023 Revision) (excluding any awards lapsed in accordance with the rules of the 2018 Share Award Scheme (2023 Revision)) to such person in the 12-month period up to and including the date of such grant, representing in aggregate over 1% of the total number of issued Shares, such grant of awards shall be approved by the Shareholders in general meeting in the manner as set out in the rules of the 2018 Share Award Scheme (2023 Revision).

The vesting of any awards under the 2018 Share Award Scheme (2023 Revision) shall be subject to a vesting period to be determined by the Board in its absolute discretion, which shall be specified in the grant notice.

The vesting period for an award under the 2018 Share Award Scheme (2023 Revision) shall not be less than 12 months, unless the Board determines in its sole discretion that the awards granted to employee participants may be less than 12 months under the following specific circumstances:

- (i) grants of "make-whole" awards to an employee participant who is a new director or employee of the Group to replace the share awards such person forfeited when leaving his previous employer(s);
- (ii) grants of awards to an employee participant whose employment is terminated due to death or disability or event of force majeure;



- (iii) grants of awards which are subject to the fulfilment of performance targets as conditions of the awards;
- (iv) grants of awards made in batches during a year for administrative and compliance reasons;
- (v) grants of awards with a mixed or accelerated vesting schedule such as where the awards may vest evenly over a period of 12 months; and
- (vi) grants of awards with a total vesting and holding period of more than 12 months.

Subject to the provisions of the Listing Rules and the 2018 Share Award Scheme (2023 Revision), the Board may in its absolute discretion (i) when offering the grant of an award impose any conditions, restrictions or limitations in relation thereto in addition to those set forth in the 2018 Share Award Scheme (2023 Revision) as the Board may think fit (to be stated in the grant notice) including (without prejudice to the generality of the foregoing) (a) the qualifying and/or continuing eligibility criteria, conditions, restrictions or limitations relating to the achievement of performance, operating or financial targets by the Group and/or the grantee, (b) the satisfactory performance or maintenance by the grantee of certain conditions or obligations or (c) the time or period before all or some of the awarded Shares shall be vested, and (ii) at any time after the grant of an award, waive or amend such conditions, restrictions or limitations to the advantage of the grantee, provided that such terms or conditions shall not be inconsistent with any other terms or conditions of the 2018 Share Award Scheme (2023 Revision).

In respect of an employee participant, unless otherwise determined by the Board and specified in the grant notice, the Group and/or grantee shall achieve the performance targets set out in the grant notice before the awarded Shares can be vested. The performance targets of awarded Shares granted to the Directors and senior management of the Company, and any grants of awarded Shares to the Directors and senior management of the Company without performance targets, shall be further subject to the approval of the Remuneration Committee and any other requirements under the Listing Rules.

While the performance targets will be imposed on a case-by-case basis to ensure the awards vested would be beneficial to the Group, general factors to be taken into account include but not limited to (i) annual results and performance of the Group; (ii) key performance indicators of respective department(s) and/or business unit(s) that the grantee belongs; and (iii) individual position, annual appraisal result and other factors relevant to the grantee. However, the rules of the 2018 Share Award Scheme (2023 Revision) do not specify any performance targets.

Where there has been an occurrence of misconduct such as (i) any material misstatements or omissions in the Group's financial statements by a grantee; (ii) any violation by a grantee of confidentiality or non-competition obligations owed to the Group, or any leakage by such grantee of the Group's trade secrets, intellectual property or proprietary information; (iii) any termination of employment contracts by a grantee without notice or payment in lieu of notice; (iv) conviction of any criminal offence by a grantee involving integrity or honesty; or (v) any conduct of a grantee that has material adverse effect to the reputation or interests of the Group, the awarded Shares may be subject to clawback as determined by the Board from time to time. The clawback of awarded Shares granted to the Directors and senior management of the Company, and any grants of awarded Shares to the Directors and senior management of the Company without clawback, shall be further subject to the approval of the Remuneration Committee and any other requirements under the Listing Rules.

Subject to the provisions of the Listing Rules, the purchase price (if any) in respect of any particular awarded Shares under the 2018 Share Award Scheme (2023 Revision) shall be such price as the Board may in its absolute discretion determine at the time of grant of the relevant award (and shall be stated in the grant notice) and taking into consideration factors such as the prevailing closing price of the Shares, the purpose of the 2018 Share Award Scheme (2023 Revision), the characteristics and profile of the relevant selected participant(s).

As at 31 December 2024, the remaining life of the 2018 Share Award Scheme (2023 Revision) is around 4 years.

During the financial year, 13,281,800 Shares (2023: 1,600,000 Shares) were purchased on the Hong Kong Stock Exchange, and no new Shares (2023: Nil) were subscribed, by the trustee of the 2018 Share Award Scheme (2023 Revision). Total consideration paid for the said purchases during the financial year, including all relevant expenses, were RMB1,007 million (2023: RMB113 million).

## Report of the Directors

As at 31 December 2024, the trustee of the 2018 Share Award Scheme (2023 Revision) held a total of 31,684,421 Shares (2023: 21,172,302 Shares).

The total number of awards available for grant under the scheme mandate of 2018 Share Award Scheme (and the 2018 Share Award Scheme (2023 Revision)) at the beginning and the end of the financial year is 264,172,053 and 260,487,070, respectively.

The details of unvested share awards under the 2018 Share Award Scheme (and the 2018 Share Award Scheme (2023 Revision)) during the financial year were as follows:

				Number of unvested share awards						
Name or category of participant	Date of grant	Vesting period	Purchase price	As at 1 January 2024	Granted during the year	Vested during the year	Lapsed during the year	Cancelled during the year	31 December 2024	As at 31 December 2024
<b>Director</b>										
Mr. Lai Shixian	5 November 2019	5 November 2019 to 1 May 2024	Nil	280,000	–	(280,000) <sup>(3)</sup>	–	–	–	–
Mr. Bi Mingwei	5 November 2019	5 November 2019 to 1 May 2024	Nil	84,000	–	(84,000) <sup>(3)</sup>	–	–	–	–
	24 May 2024	24 May 2024 to 1 May 2025	Nil	–	30,000 <sup>(1)</sup>	–	–	–	–	30,000
	24 May 2024	24 May 2024 to 1 May 2027	Nil	–	70,000 <sup>(1)</sup>	–	–	–	–	70,000
<b>The five highest paid individuals other than Directors during the financial year in aggregate</b>	5 November 2019	5 November 2019 to 1 May 2024	Nil	84,000	–	(84,000) <sup>(3)</sup>	–	–	–	–
	2 November 2020	2 November 2020 to 1 May 2024	Nil	84,000	–	(84,000) <sup>(3)</sup>	–	–	–	–
	2 November 2020	2 November 2020 to 1 May 2025	Nil	60,000	–	–	–	–	–	60,000
	1 November 2021	1 November 2021 to 1 May 2024	Nil	12,600	–	(12,600) <sup>(3)</sup>	–	–	–	–
	1 November 2021	1 November 2021 to 1 May 2025	Nil	9,000	–	–	–	–	–	9,000
	1 November 2021	1 November 2021 to 1 May 2026	Nil	9,000	–	–	–	–	–	9,000
	1 November 2023	1 November 2023 to 1 May 2024	Nil	30,000	–	(30,000) <sup>(3)</sup>	–	–	–	–
	1 November 2023	1 November 2023 to 1 May 2025	Nil	30,000	–	–	–	–	–	30,000
	1 November 2023	1 November 2023 to 1 May 2026	Nil	30,000	–	–	–	–	–	30,000
	1 November 2023	1 November 2023 to 1 May 2027	Nil	30,000	–	–	–	–	–	30,000
	1 November 2023	1 November 2023 to 1 May 2028	Nil	30,000	–	–	–	–	–	30,000
	24 May 2024	24 May 2024 to 1 May 2025	Nil	–	82,380 <sup>(1)</sup>	–	–	–	–	82,380
	24 May 2024	24 May 2024 to 1 May 2027	Nil	–	192,220 <sup>(1)</sup>	–	–	–	–	192,220
<b>Employees other than above (including ex-employees in aggregate)</b>	5 November 2019	5 November 2019 to 1 May 2024	Nil	1,971,200	–	(1,845,782) <sup>(3)</sup>	(125,418)	–	–	–
	2 November 2020	2 November 2020 to 1 May 2024	Nil	117,600	–	(117,600) <sup>(3)</sup>	–	–	–	–
	2 November 2020	2 November 2020 to 1 May 2025	Nil	84,000	–	–	–	–	–	84,000

Name or category of participant	Date of grant	Vesting period	Purchase price	As at 1 January 2024	Number of unvested share awards				As at 31 December 2024
					Granted during the year	Vested during the year	Lapsed during the year	Cancelled during the year	
	1 November 2021	1 November 2021 to 1 May 2024	Nil	151,316	–	(151,316) <sup>(3)</sup>	–	–	–
	1 November 2021	1 November 2021 to 1 May 2025	Nil	108,083	–	–	(6,000)	–	102,083
	1 November 2021	1 November 2021 to 1 May 2026	Nil	108,085	–	–	(6,000)	–	102,085
	4 April 2022	4 April 2022 to 1 May 2025	Nil	4,987,950	–	–	(366,900)	–	4,621,050
	4 April 2022	4 April 2022 to 1 May 2027	Nil	3,325,300	–	–	(244,600)	–	3,080,700
	1 November 2022	1 November 2022 to 1 May 2024	Nil	36,050	–	(33,050) <sup>(3)</sup>	(3,000)	–	–
	1 November 2022	1 November 2022 to 1 May 2025	Nil	25,750	–	–	(6,000)	–	19,750
	1 November 2022	1 November 2022 to 1 May 2026	Nil	25,750	–	–	(6,000)	–	19,750
	1 November 2022	1 November 2022 to 1 May 2027	Nil	25,750	–	–	(6,000)	–	19,750
	1 November 2023	1 November 2023 to 1 May 2024	Nil	50,333	–	(47,333) <sup>(3)</sup>	(3,000)	–	–
	1 November 2023	1 November 2023 to 1 May 2025	Nil	50,333	–	–	(6,000)	–	44,333
	1 November 2023	1 November 2023 to 1 May 2026	Nil	50,333	–	–	(6,000)	–	44,333
	1 November 2023	1 November 2023 to 1 May 2027	Nil	50,333	–	–	(6,000)	–	44,333
	1 November 2023	1 November 2023 to 1 May 2028	Nil	50,333	–	–	(6,000)	–	44,333
	24 May 2024	24 May 2024 to 1 May 2025	Nil	–	979,813 <sup>(1)</sup>	–	(38,873)	–	940,940
	24 May 2024	24 May 2024 to 1 May 2027	Nil	–	2,286,231 <sup>(1)</sup>	–	(90,705)	–	2,195,526
	12 November 2024	12 November 2024 to 1 May 2025	Nil	–	6,167 <sup>(2)</sup>	–	–	–	6,167
	12 November 2024	12 November 2024 to 1 May 2026	Nil	–	6,167 <sup>(2)</sup>	–	–	–	6,167
	12 November 2024	12 November 2024 to 1 May 2027	Nil	–	6,167 <sup>(2)</sup>	–	–	–	6,167
	12 November 2024	12 November 2024 to 1 May 2028	Nil	–	6,167 <sup>(2)</sup>	–	–	–	6,167
	12 November 2024	12 November 2024 to 1 May 2029	Nil	–	6,167 <sup>(2)</sup>	–	–	–	6,167
Total				11,991,099	3,671,479	(2,769,681)	(926,496)	–	11,966,401

## Notes:

- (1) The awarded shares are subject to certain performance targets with reference to the annual results of the Company and the selected employees' individual key performance indicators for the financial year preceding the respective vesting dates. The closing price of the Shares immediately before the date on which the awarded shares were granted during the financial year was HKD87.30.
- (2) The awarded shares are subject to certain performance targets with reference to the annual results of the Company and the selected employees' individual key performance indicators for the financial year preceding the respective vesting dates. The closing price of the Shares immediately before the date on which the awarded shares were granted during the financial year was HKD88.20.
- (3) The weighted average closing price of the Shares immediately before the dates on which the awarded shares were vested during the financial year was HKD89.70.



## Report of the Directors

### 2023 Share Award Scheme

Pursuant to a resolution passed by the Shareholders at the AGM dated 10 May 2023, the Company adopted the 2023 Share Award Scheme pursuant to which only grant of awards involving new Shares may be made. The 2023 Share Award Scheme shall be valid and effective for a period of ten years from the adoption of the scheme on 10 May 2023.

The purposes of the 2023 Share Award Scheme are (i) to recognise and reward for the past contributions by eligible participants, including employee participants, related entity participants and service providers; (ii) to retain or otherwise maintain on-going relations with eligible participants; (iii) to give the eligible participants an opportunity to have a personal stake in the Company and help motivate eligible participants to optimise their future contributions to the Group; and (iv) to attract suitable personnel for further growth and development of the Group.

Eligible participants of the 2023 Share Award Scheme include employee participants, related entity participants and service providers.

The scheme mandate limit is the total number of Shares which may be issued in respect of all options and awards to be granted under the 2023 Share Option Scheme and 2023 Share Award Scheme of the Company, and shall not in aggregate exceed 10% of the total number of issued Shares (excluding treasury Shares, if any) as at the adoption date of the above schemes (i.e. 283,262,350 Shares). The service provider sublimit, being a sublimit under the scheme mandate limit, is the total number of Shares which may be issued in respect of all options and awards to be granted to the service providers under the 2023 Share Option Scheme and 2023 Share Award Scheme of the Company, and shall not in aggregate exceed 2% of the total number of issued Shares (excluding treasury Shares, if any) as at the adoption date of the above schemes (i.e. 56,652,470 Shares).

Pursuant to the 2023 Share Award Scheme, the Board may from time to time cause sufficient funds to be paid to the trustee (being appointed for the purpose of the 2023 Share Award Scheme and being independent of and not connected with the Company) for subscription of Shares at their nominal value. Once subscribed, the Shares are to be held by the trustee for the benefit of the grantees and the eligible participants (as applicable). Upon vesting, the trustee shall cause the awarded Shares to be transferred to grantees on the vesting date, or as soon as practicable after the vesting date. All Shares (including any returned Shares) shall be held by the trustee for the benefit of the grantees or the eligible participants (as applicable) under the relevant trust on and subject to the terms and conditions of the 2023 Share Award Scheme and the related trust deed.

The Board may, from time to time, at its absolute discretion select any eligible participant for participation in the 2023 Share Award Scheme as a selected participant, and grant awarded Shares to any selected participant (i) at such amount payable and time (if any) on acceptance of the award; (ii) at such purchase price (if any) of the awarded Shares; (iii) in such number of awarded Shares; and (iv) on and subject to such terms and conditions, as it may in its absolute discretion determine.

Subject to the rules of the 2023 Share Award Scheme, where any grant of options to a selected participant under the 2023 Share Award Scheme would result in the Shares issued and to be issued in respect of all options and awards granted to such person (excluding any options and awards lapsed in accordance with the rules of the relevant scheme(s) of the Company) in the 12-month period up to and including the date of such grant representing in aggregate over 1% of the total number of issued Shares, such grant of awards shall be separately approved by the Shareholders in general meeting with such selected participant and his close associates (or associates if such selected participant is a connected person) abstaining from voting.

The vesting of any awards under the 2023 Share Award Scheme shall be subject to a vesting period to be determined by the Board in its absolute discretion, which shall be specified in the grant notice.

Only in so far as and for so long as the Listing Rules require, the vesting period for an award under the 2023 Share Award Scheme shall not be less than 12 months, unless the Board determines in its sole discretion that the awards granted to employee participants may be less than 12 months under the following specific circumstances:

- (i) grants of "make-whole" awards to an employee participant who is a new director or employee of the Group to replace the share awards such person forfeited when leaving his previous employer(s);
- (ii) grants of awards to an employee participant whose employment is terminated due to death or disability or event of force majeure;

- (iii) grants of awards which are subject to the fulfilment of performance targets as conditions of the awards;
- (iv) grants of awards made in batches during a year for administrative and compliance reasons;
- (v) grants of awards with a mixed or accelerated vesting schedule such as where the awards may vest evenly over a period of 12 months; and
- (vi) grants of awards with a total vesting and holding period of more than 12 months.

Subject to the provisions of the Listing Rules and the 2023 Share Award Scheme, the Board may in its absolute discretion (i) when offering the grant of an award impose any conditions, restrictions or limitations in relation thereto in addition to those set forth in the 2023 Share Award Scheme as the Board may think fit (to be stated in the grant notice) including (without prejudice to the generality of the foregoing) (a) the qualifying and/or continuing eligibility criteria, conditions, restrictions or limitations relating to the achievement of performance, operating or financial targets by the Group and/or the grantee, (b) the satisfactory performance or maintenance by the grantee of certain conditions or obligations or (c) the time or period before all or some of the awarded Shares shall be vested; and (ii) at any time after the grant of an award, waive or amend such conditions, restrictions or limitations to the advantage of the grantee, provided that such terms or conditions shall not be inconsistent with any other terms or conditions of the 2023 Share Award Scheme.

In respect of a related entity participant or a service provider, unless otherwise determined by the Board and specified in the grant notice, there is no performance target which needs to be achieved by the Group and/or grantee before the awarded Shares can be vested. In respect of an employee participant, unless otherwise determined by the Board and specified in the grant notice, the Group and/or grantee shall achieve the performance targets set out in the grant notice before the awarded Shares can be vested. The performance targets of awarded Shares granted to the Directors and senior management of the Company, and any grants of awarded Shares to the Directors and senior management of the Company without performance targets, shall be further subject to the approval of the Remuneration Committee and any other requirements under the Listing Rules.

While the performance targets will be imposed on a case-by-case basis to ensure the awards vested would be beneficial to the Group, general factors to be taken into account include but not limited to (i) annual results and performance of the Group; (ii) key performance indicators of respective department(s) and/or business unit(s) that the grantee belongs; and (iii) individual position, annual appraisal result and other factors relevant to the grantee. However, the rules of the 2023 Share Award Scheme do not specify any performance targets.

Where there has been an occurrence of misconduct such as (i) any material misstatements or omissions in the Group's financial statements by a grantee; (ii) any violation by a grantee of confidentiality or non-competition obligations owed to the Group, or any leakage by such grantee of the Group's trade secrets, intellectual property or proprietary information; (iii) any termination of employment contracts by a grantee without notice or payment in lieu of notice; (iv) conviction of any criminal offence by a grantee involving integrity or honesty; or (v) any conduct of a grantee that has material adverse effect to the reputation or interests of the Group, the awarded Shares may be subject to clawback as determined by the Board from time to time. The clawback of awarded Shares granted to the Directors and senior management of the Company, and any grants of awarded Shares to the Directors and senior management of the Company without clawback, shall be further subject to the approval of the Remuneration Committee and any other requirements under the Listing Rules.

Subject to the provisions of the Listing Rules, the purchase price (if any) in respect of any particular awarded Shares under the 2023 Share Award Scheme shall be such price as the Board may in its absolute discretion determine at the time of grant of the relevant award (and shall be stated in the grant notice) and taking into consideration factors such as the prevailing closing price of the Shares, the purpose of the 2023 Share Award Scheme, the characteristics and profile of the relevant selected participant(s).

As at 31 December 2024, the remaining life of the 2023 Share Award Scheme is around 8 years.

During the financial year, no new Shares were subscribed by the trustee of the 2023 Share Award Scheme (2023: Nil).

As at 31 December 2024, no Shares were held by the trustee of the 2023 Share Award Scheme (2023: Nil).

## Report of the Directors

The total number of awards available for grant under the scheme mandate of the 2023 Share Award Scheme at the beginning and the end of the financial year was 283,262,350\* and 283,262,350\*, respectively. The total number of awards available for grant under the service provider sublimit of the 2023 Share Award Scheme at the beginning and the end of the financial year was 56,652,470\* and 56,652,470\*, respectively.

No awarded Shares were granted, vested, lapsed or cancelled under the 2023 Share Award Scheme during the financial year (2023: Nil). As at 31 December 2024, there were no unvested awards under the 2023 Share Award Scheme (2023: Nil).

The total number of Shares available for issue under the 2023 Share Award Scheme is 283,262,350\*, representing approximately 10% of the issued Shares (excluding treasury Shares, if any), as at the date of this annual report.

*\* The scheme mandate limit is the total number of Shares which may be issued in respect of all options and awards to be granted under the 2023 Share Option Scheme and 2023 Share Award Scheme of the Company.*

The number of Shares that may be issued in respect of options and awards granted under 2023 Share Option Scheme and 2023 Share Award Scheme of the Company during the financial year divided by weighted average number of Shares in issue for the financial year is nil.

## CORPORATE GOVERNANCE

For the year ended 31 December 2024, save as disclosed in the Corporate Governance Report on pages 81 to 122 of this annual report, all the code provisions set out in the CG Code were met by the Company.

## SUFFICIENCY OF PUBLIC FLOAT

Based on the information that is publicly available to the Company and to the knowledge of the Directors as at the date of this annual report, the Company has maintained the prescribed public float under the Listing Rules.

## TAX RELIEF AND EXEMPTION

The Company is not aware of any tax relief and exemption available to the Shareholders by reason of their holding of the Company's securities.

## AUDITOR

KPMG retire and, being eligible, offer themselves for re-appointment. A resolution for the re-appointment of KPMG as auditor of the Company is to be proposed at the forthcoming AGM.

By order of the Board



**Ding Shizhong**  
Chairman

Hong Kong SAR, 19 March 2025



# Corporate Governance Report

The Company recognises the value and importance of achieving high corporate governance standards to enhance corporate performance, transparency and accountability, earning the confidence of Shareholders and the public. The Board strives to adhere to the principles of corporate governance and adopt sound corporate governance practices to meet the legal and commercial standards by focusing on areas including risk management and internal control, fair disclosure and accountability to all Shareholders.

The Company has complied with the code provisions of the CG Code during the financial year. The Company regularly reviews its corporate governance practices to ensure its continuous compliance.

## (A) BOARD AND BOARD COMMITTEES

The Board is collectively responsible for the Company's management, operations and decisions.

The Board takes responsibility to oversee all major matters of the Company, including the formulation and approval of all policy matters, overall strategies, risk management and internal control systems, and monitoring of the performance of management team. All Directors are subject to the same legal duties under all applicable laws and the Listing Rules. They are required, in the performance of their duties as directors, to act honestly and in good faith in the interests of the Company as a whole, avoid actual and potential conflicts of interest and duty, apply reasonable care and diligence, and make decisions objectively in the best interests of the Company. Currently, the Board comprises 10 Directors, including 6 Executive Directors and 4 Independent Non-Executive Directors, and the composition of the Board and the Board Committees are as follows:

### Executive Directors

Mr. Ding Shizhong (*Chairman*)  
 Mr. Ding Shijia (*Deputy Chairman*)  
 Mr. Lai Shixian (*Co-Chief Executive Officer*)  
 Mr. Wu Yonghua (*Co-Chief Executive Officer*)  
 Mr. Zheng Jie  
 Mr. Bi Mingwei (*Chief Financial Officer*)

### Independent Non-Executive Directors

Mr. Yiu Kin Wah Stephen *JP*  
 Mr. Lai Hin Wing Henry Stephen  
 Ms. Wang Jiaqian  
 Ms. Xia Lian

### **Audit Committee**

Mr. Yiu Kin Wah Stephen (*committee chairman*)  
 Mr. Lai Hin Wing Henry Stephen  
 Ms. Wang Jiaqian  
 Ms. Xia Lian

### **Remuneration Committee**

Ms. Xia Lian (*committee chairman*)  
 Mr. Lai Hin Wing Henry Stephen  
 Ms. Wang Jiaqian

## Corporate Governance Report

### ***Nomination Committee***

Mr. Lai Hin Wing Henry Stephen (*committee chairman*)

Mr. Yiu Kin Wah Stephen

Ms. Wang Jiaqian

Ms. Xia Lian

### ***Risk Management Committee***

Ms. Wang Jiaqian (*committee chairman*)

Mr. Yiu Kin Wah Stephen

Mr. Lai Hin Wing Henry Stephen

Ms. Xia Lian

Mr. Bi Mingwei

### ***Sustainability Committee***

Mr. Lai Shixian (*committee chairman*)

Mr. Yiu Kin Wah Stephen

Mr. Lai Hin Wing Henry Stephen

Ms. Wang Jiaqian

Ms. Xia Lian

Mr. Wu Yonghua

Mr. Yiu Wai Hung\*

Mr. Tsui Yeung\*

*\* non-Board member*

The Board contains a balance of skills, experience and diversity of perspectives appropriate to the requirements of the Group's business. The Board includes a balanced composition of Executive Directors and Non-Executive Directors (including Independent Non-Executive Directors) so that there is a strong independent element on the Board, which can effectively exercise independent judgement. Board practice is in place so that any changes to the Board composition (if any) can be managed without undue disruption.

Directors' biographical details and relationships between the Directors (if any) are set out in the section entitled "Directors, Company Secretary and Senior Management" in this annual report.

## The Board's Roles and Responsibilities

The Board is collectively responsible for long-term success of the Group and interests of Shareholders. Under the leadership of the Chairman, the Board actively promotes the success of the Group by directing and supervising its affairs in a responsible and effective manner. The principal responsibilities of the Board include, but are not limited to, the following:

- formulating the Group's mission, vision and core values;
- establishing and promoting the Group's corporate culture;
- formulating, updating and refining the Group's strategy and business objectives;
- reviewing and approving the Group's business plan;
- monitoring and evaluating the management in driving the Group's businesses against plan and budget;
- approving any major acquisitions and disposals, formation of joint ventures and capital transactions, and any other transactions in accordance with the Listing Rules and other regulations;
- overseeing the management of the Group's relationships with stakeholders;
- ensuring the effective communication with the shareholders of the Company;
- ensuring appropriate and adequate disclosure and reporting in corporate communication documents including announcements and annual reports;
- reviewing the policies and monitoring the implementations in relation to corporate governance, internal controls, risk management and sustainability practices;
- approving the Group's quarterly, interim and annual financial statements, applicable results announcements and any other related documents;
- considering the distributions of ordinary and special dividends (if any);
- providing all Board Committees with sufficient resources to discharge their duties, including access to management or professional advice if considered necessary; and
- evaluating the performances of the Board and the Board Committees annually.



## Corporate Governance Report

### Executive Directors and Management's Roles and Responsibilities

The Executive Directors are involved in the day-to-day operations of the Group's businesses. Being members of the Company's senior management, they ensure that the management is accountable to the Board, and ultimately to the Shareholders. The Executive Directors also seek advice from and work closely with the Non-Executive Directors (including independent Non-Executive Directors). The principal responsibilities of the Executive Directors and management include, but are not limited to, the following:

- implementing the Company's strategies and objectives including assessing and identifying trends and development, for the Company;
- analysing the global macro economy and local market situation;
- conducting day-to-day management of the Group's businesses operation;
- achieving budget, plan and targets set by the Board;
- designing, implementing and maintaining appropriate and effective risk management and internal control systems;
- monitoring risks and takes measures to mitigate risks in day-to-day operations;
- monitoring and assessing the performance of each brand and function under the Group;
- providing input to and reviewing the business planning and budget; and
- analysing various matters, such as products lines, sales channels and supply chain, in different dimensions for the Group's businesses operation.

### Delegation by the Board

In addition to the individual Board Committees established to assist the full Board in specific areas as discussed below, the responsibilities for implementing the Company's strategies and objectives, and day-to-day management of the Group's business operations are delegated to the Executive Directors and management team. The Board does not delegate matters to Executive Directors or management team to an extent that would significantly hinder or reduce the ability of the Board as a whole to perform its functions. The Company formalises the functions reserved to the Board and those delegated to management, and management are aware of the matters needed to report back and obtain prior Board approval before making decisions or entering into any commitments on the Group's behalf. The Board would review those arrangements from time to time to ensure that they remain appropriate to the Group's needs.

### Chairman and CEO

Chairman provides leadership for the Board and takes the lead to ensure the Board acts in the best interests of the Company. The responsibilities of Chairman comprise, but are not limited to, the following:

- leading the Board in determining the strategic direction of the Company;
- ensuring that the Board works effectively and performs its responsibilities;

- establishing and overseeing sound corporate governance practices and procedures;
- enhancing effective communication with Shareholders and ensure the views of Shareholders are communicated to the Board as a whole;
- encouraging all Directors to make full and active contributions to the Board's affairs;
- facilitating the effective contribution of Non-Executive Directors (including Independent Non-Executive Directors) in particular and ensuring constructive relations between Executive Directors and Non-Executive Directors (including Independent Non-Executive Directors);
- ensuring all Directors are properly briefed on issues arising at Board meetings and always receive timely, accurate, reliable and complete information;
- ensuring sufficient time for discussion of issues among Directors; and
- ensuring that Board decision fairly reflect Board consensus.

CEO takes the lead of the Group's entire management team and reports to the Board on behalf of the management. The responsibilities of CEO comprise, but are not limited to, the following:

- leading and supervising the management team in the Group's daily operations;
- executing the Company's strategic initiatives determined by the Board from time to time;
- reporting on business operation, financial performance and strategic matters and providing key updates to the Board regularly;
- enhancing the Group's existing brand portfolio;
- facilitating the integration of different functions among the Group to unlock the potential synergies; and
- seeking for potential acquisition and investment opportunities.

### **Compliance with the Code for Securities Transactions for Directors' Securities Transactions**

The Company has established written guideline no less exacting than the Model Code for the Directors in respect of their dealings in the Company's securities ("Code for Securities Transactions"). Our management's dealings in the Company's securities are also subject to the Code for Securities Transactions for those who have access to potential inside information, and are recorded in the register under the Code of Securities Transactions. The Company has further made specific enquiries to all the Directors and they have confirmed their compliance with the required standards set out in the Code for Securities Transactions regarding the Directors' securities transactions during the financial year. During the financial year, no incident of non-compliance with the Code of Securities Transactions was noted by the Company.

### **Directors' and Officers' Insurance**

The Directors and officers are indemnified under a directors' and officers' liability insurance against any liability incurred by them in the discharge of their duties while holding offices as the Directors and officers of the Group. The Directors and officers shall not be indemnified where there is any negligence, fraud, breach of duty or breach of trust proven against them.

## Corporate Governance Report

### Appointments, Retirement and Re-election of Directors

A formal, considered and transparent procedure for the appointment of new Directors is in place. Appointment of Directors is recommended by the Nomination Committee for approval of the Board. Candidates should be aware that they must be able to contribute sufficient time and attention to the affairs of the Company before accepting their appointment. Each newly appointed Director would receive a formal, comprehensive and tailored orientation, which details the duties and responsibilities of Directors under the Listing Rules, the Company's constitutional documents and other related ordinances and relevant regulatory requirements. Presentations by internal management and external professionals (where necessary) would also be provided to ensure a proper understanding of the Company's business and operations and governance policies.

Each of the Executive Directors and Non-Executive Directors (including Independent Non-Executive Directors) has entered into a service contract with the Company for a specific term. The existing articles of association of the Company provides that any Director appointed by the Board to fill a casual vacancy on the Board or as an addition to the existing Board shall hold office until the first AGM after his appointment and shall then be eligible for re-election. Also, at each AGM one-third of the Directors for the time being (or, if their number is not a multiple of three, the number nearest to but not less than one-third) shall retire from office by rotation provided that every Director shall be subject to retirement at an AGM at least once every three years. A retiring Director shall be eligible for re-election and shall continue to act as a Director throughout the meeting at which he retires. When an Independent Non-Executive Director proposed for re-election has served for more than nine years, his re-election would be subject to a separate resolution to be approved at the AGM.

For details of re-election of Directors at the forthcoming AGM, please refer to the section entitled "Directors" in the Report of the Directors of this annual report.

### Directorship Commitments

The Board is satisfied that the Directors had a strong commitment to the Company and positively contributed to the Board through their participation in the Company's affairs and the Board's discussions and decisions, as reflected in their high attendance record on the Board and its Committee meetings during the financial year. All of the Directors have provided annual confirmations and made disclosures about their other appointments, the number and nature of offices held in public companies or organisations and other significant commitments.

### Non-Executive Directors

Non-Executive Directors (including Independent Non-Executive Directors) may be industry practitioners or experts in the Group's business, or have other skills and experience in other areas which enhancing the Board members' balance of skills, experience and diversity of perspectives. As Board members with equivalent role, Non-Executive Directors (including Independent Non-Executive Directors) give the Board and any Board Committees on which they serve the benefit of their skills, expertise and varied backgrounds and qualifications through regular attendance and active participation. Non-Executive Directors (including Independent Non-Executive Directors) can make a positive contribution to the development of the Company's strategy and policies through independent, constructive and informed comments.

The responsibilities of Non-Executive Directors comprise, but are not limited to, the following:

- participating in Board meetings to bring an independent judgement to bear on issues of strategy, policy, performance, accountability, resources, key appointments and standards of conduct;
- taking the lead where potential conflicts of interests arise for other Directors;
- serving on the Board Committees, if invited; and
- scrutinising the Group's performance in achieving agreed corporate goals and objectives, and monitoring performance reporting.

All Non-Executive Directors (including Independent Non-Executive Directors) are appointed for a term of three years and are subject to retirement by rotation and eligible for re-election in accordance with the articles of association of the Company.



## Independent Non-Executive Directors

Independent Non-Executive Directors play a significant role in the Board by virtue of their independent judgment and their views carry significant weight in the Board's decision. In particular, they bring an impartial view to bear on issues of the Company's strategy, performance and control. All Independent Non-Executive Directors possess extensive academic, professional and industry expertise and management experience and have provided their professional advice to the Board. The Board also considers that Independent Non-Executive Directors can provide independent advice on the Company's business strategy, results and management so that all interests of Shareholders can be taken into account, and the interests of the Company and the Shareholders can be protected.

Each Independent Non-Executive Director shall inform the Company as soon as practical if there is any change of circumstances which may affect his/her independence. None of the Independent Non-Executive Directors have informed the Company that there is any change of circumstances which have affect his/her independence during the financial year.

The Nomination Committee has assessed the independence of each Independent Non-Executive Director based on the criteria set out in Rule 3.13 of the Listing Rules, and the Board and the Nomination Committee consider that all the Independent Non-Executive Directors are independent.

Currently, none of the Independent Non-Executive Directors, individually, held directorships in seven or more listed public companies (including the Company) or has served for more than nine years.

During the financial year, the Chairman held a meeting with all the Independent Non-Executive Directors (without the presence of other Directors), matters to discuss including:

- competitiveness analysis on the Group's outlook and strategy;
- overall consumer sector's performance;
- Amer Sports' recent development;
- board member diversity;
- trends and development of ESG;
- brand strategy;
- enterprise risk management; and
- other matters that the Independent Non-Executive Directors may have concerned.

## Mechanisms to Ensure Independent Views and Input are Available to the Board

The Company has put in place mechanisms to ensure independent views and input are available to the Board, including but not limited to the following:

- Board and Board Committees meetings:

Non-Executive Directors (including Independent Non-Executive Directors) participate in the Board and/or Board Committee meetings (including meetings of the Audit Committee, the Remuneration Committee, the Nomination Committee, the Risk Management Committee and the Sustainability Committee) to bring independent views, advice and judgment on important issues relating to the Company (including strategy, policy, performance, accountability, resources, key appointments and standards of conduct), and take the lead on matters where potential conflicts of interests arise;

## Corporate Governance Report

- Board and Board Committees evaluation:

The Board and Board Committees conduct annual evaluations of their respective effectiveness and performance in the form of questionnaire. Non-Executive Directors (including Independent Non-Executive Directors) have been providing objective and independent feedbacks to the Board by participating in the annual evaluations of the Board and Board Committees;

- Annual review of Independent Non-Executive Directors' independence:

The Nomination Committee assesses the independence of all Independent Non-Executive Directors annually in accordance with the requirements of the Listing Rules; and

- Further review of long-serving Independent Non-Executive Directors:

In respect of any Independent Non-Executive Directors having served for more than nine years (if any), the Nomination Committee further assesses his role as an Independent Non-Executive Director, taking into account factors including but not limited to his reputation for integrity, experience, ability to assist the Board, perspectives and skills, and commitment while having due regard to the board diversity policy of the Company.

The Board has reviewed the implementation and effectiveness of the above mechanisms on an annual basis and is of the view that such mechanisms was implemented effectively during the financial year.

### Director Nomination Policy

The Company has adopted a director nomination policy to ensure that the Board has a balance of skills, experience and diversity of perspective relevant to the Group's business. the Nomination Committee shall nominate suitable candidates to the Board for it to (i) consider and make recommendations to the Shareholders for election of Directors at general meetings or (ii) appoint as Directors by the Board to fill casual vacancies or as additions to the existing Board.

The Nomination Committee may nominate such number of candidates as it considers appropriate to (i) be appointed or re-appointed as Directors at a general meeting, or (ii) fill the casual vacancies or otherwise serve as new members of the existing Board. However, the ultimate responsibility for selection, recommendation and appointment of Directors shall rest with the entire Board.

In assessing the suitability of a proposed candidate, the Nomination Committee would consider factors including:

- integrity;
- qualification and experience in sportswear industry and/or business strategy, management, legal and financial aspects;
- ability to assist the Board in effective performance of its responsibilities;
- the perspectives and skills that the proposed candidate is expected to bring to the Board;
- commitment in respect of available time and relevant interest;
- diversity in all its aspects, including but not limited to gender, age, cultural and educational background, ethnicity, professional experience, skills, knowledge and length of service; and
- in the case of selection for Independent Non-Executive Directors, the independence of the proposed candidate.

These factors are for reference only, and not meant to be exhaustive and decisive. The Nomination Committee has the discretion to nominate any person, as it considers appropriate.

The secretary of the Nomination Committee shall call a meeting and invite nominations of candidates from Board members (if any) for consideration by the Nomination Committee prior to its meeting. Alternatively, such nomination may be approved by the Nomination Committee by way of written resolutions. For filling a casual vacancy or addition to the existing Board, the Nomination Committee shall recommend candidate(s) for the Board's consideration and approval. For proposing candidates to stand for election of Directors at a general meeting, the Nomination Committee shall make nominations to the Board for its consideration and recommendation. Subject to and pursuant to the existing articles of association of the Company, any one or more Shareholders can serve a notice of its intention to propose a resolution to elect certain person (other than the Shareholders serving such notice) as a Director, without the Board's recommendation or the Nomination Committee's nomination (details of which are set out in the section entitled "(F) Shareholders' Rights, Communications with Shareholders and Investor Relations" below).

The re-appointment of a long serving Independent Non-Executive Director (e.g. an Independent Non-Executive Director who has continuously served for more than nine years) at AGM of the Company shall be subject to any other requirements that may be required by the Listing Rules from time to time.

The Nomination Committee would regularly review the implementation and effectiveness of the director nomination policy to ensure that the policy remains relevant to the Company's needs and reflects both current regulatory requirements and good corporate governance practice, and would also discuss and consider any revisions that may be required.

For further details of the policy, please refer to the full text of the policy which is published on the Company's website ([ir.anta.com](http://ir.anta.com)).

## Board Diversity Policy

The Company adopted a board diversity policy in accordance with the requirement set out in the CG Code. The policy aims to set out the approach to achieve diversity on the Board. The Company recognises and embraces the benefits of having a diverse Board to broaden its view and enhance the quality of its performance. All Board appointments will be based on meritocracy, and candidates shall be considered against objective criteria, having due regard for the benefits of diversity on the Board. Diversity on the Board can be achieved through consideration of a number of factors, including but not limited to gender, age, cultural and educational background, ethnicity, professional experience, skills, knowledge and length of service. In designing the Board's composition, the Company will also take into account factors based on its own business model and specific needs from time to time.

Selection of candidates will be based on a range of diversity perspectives, including but not limited to gender, age, cultural and educational background, ethnicity, professional experience, skills, knowledge and length of service. The ultimate decision will be based on merit and contribution that the selected candidates will bring to the Board.



## Corporate Governance Report

Directors are from diverse and complementary backgrounds. Their valuable experience and expertise are critical for the long-term growth of the Company. The current Board's composition under diversified perspectives is summarised as follows:

Name	Mr. Ding Shizhong	Mr. Ding Shijia	Mr. Lai Shixian	Mr. Wu Yonghua	Mr. Zheng Jie	Mr. Bi Mingwei	Mr. Yiu Kin Wah Stephen	Mr. Lai Hin Wing Henry Stephen	Ms. Wang Jiaqian	Ms. Xia Lian
Gender	Male	Male	Male	Male	Male	Male	Male	Male	Female	Female
Age	54	60	50	54	56	52	64	68	46	46
Length of service of the Board (up to 31 December 2024)	17 years	17 years	17 years	17 years	15 years	3.5 year	6.5 years	4 years	3.5 year	2.5 year
Skills, knowledge & professional experience	(a) Accounting & finance		✓			✓	✓			
	(b) Business development	✓			✓	✓			✓	✓
	(c) Brand management	✓			✓	✓			✓	
	(d) Capital market			✓			✓	✓		
	(e) Corporate responsibility/sustainability	✓		✓	✓	✓	✓	✓	✓	✓
	(f) Corporate strategy and planning	✓				✓	✓		✓	✓
	(g) Executive management and leadership skills	✓	✓	✓	✓	✓	✓	✓	✓	✓
	(h) Informational management			✓		✓				
	(i) Investor relations			✓						
	(j) Legal			✓				✓		
	(k) Manufacturing		✓							
	(l) Other listed board experience/role			✓			✓	✓		✓
	(m) Operational management	✓	✓	✓	✓	✓				
	(n) Risk management			✓		✓	✓		✓	✓
	(o) Sales and marketing	✓			✓	✓				
	(p) Supply chain management		✓	✓		✓				
	(q) Treasury management			✓						

The Nomination Committee would annually review the implementation and effectiveness of the board diversity policy to ensure that the policy remains relevant to the Company's needs and reflects both current regulatory requirements and good corporate governance practice, and would also discuss and consider any revisions that may be required.

The Nomination Committee has conducted the annual review of the Board composition and the implementation and effectiveness of the board diversity policy. Based on different measurable objectives on board diversity, including but not limited to, gender, age, cultural and educational background, ethnicity, professional experience, skills, knowledge and length of service, the Nomination Committee considered that board diversity has been achieved since 2021. In particular, after the appointment of each of Ms. Wang Jiaqian and Ms. Xia Lian as an Independent Non-Executive Director on 1 July 2021 and 1 July 2022, respectively, the Board is no longer a single gender board. The Nomination Committee (and the Board) recognises the importance and benefits of gender diversity at the Board level, and shall continue to take initiatives to identify more female candidate(s) to further enhance the gender diversity among the Board members with a target of 30% women in the Board by the end of 2030. The Nomination Committee concluded that the policy was implemented effectively during the financial year.

The Board also recognises the importance of diversity in the workforce (including senior management). The Group employs our staff based on meritocracy and we respect our staff's personal choices, regardless of gender, age, religion, nationality etc. Currently only the Executive Directors, the Co-CEOs and the CFO are regarded as members of the Group's senior management, which makes achieving gender diversity at senior management level more challenging. The Group will continue to make ways in achieving gender diversity in the workforce (including senior management) with a target of over 40% women in the director level and above by the end of 2030.

The gender ratio in the Group's workforce as at 31 December 2024 are as follows:

Overall male to female ratio	Male 25.9%; Female 74.1%
By rank and gender:	
Office staff:	
Senior management	Male 100.0%; Female 0.0%
President level (excluding senior management)	Male 74.5%; Female 25.5%
Director level	Male 59.7%; Female 40.3%
Manager level	Male 45.5%; Female 54.5%
Officers and others	Male 18.9%; Female 81.1%
Production staff	Male 41.1%; Female 58.9%

For further details of the policy, please refer to the full text of the policy which is published on the Company's website ([ir.anta.com](http://ir.anta.com)).

## Remuneration of Directors and Senior Management

The Company has adopted a directors and senior management remuneration policy to maintain fair and competitive packages of the Directors and senior management based on the business needs of the Group and industry practice. For determining the remuneration packages of each Director and senior management, market rates and factors such as individual workload, duties and required commitment are taken into account (including their individual performance or the performance of the respective department(s) and business unit(s) that they are in charge (including the aspect of sustainability)). In addition, factors comprising economic and market situations, individual contributions to the Group's results and development (including the aspect of sustainability) as well as individual's potential are considered when determining the remuneration packages of Directors and senior management. At the same time, remuneration levels shall be sufficient to attract and retain Directors and senior management to run the Group successfully without paying more than necessary.

The Company has adopted the model ascribed in code provision E.1.2(c)(i) of the CG Code, whereby the Remuneration Committee determines, with the delegation from the Board, the remuneration packages of individual Executive Directors and senior management. The Remuneration Committee is also responsible for making recommendations to the Board on the remuneration packages of Non-Executive Directors (including Independent Non-Executive Directors).

Annual discretionary bonus of Executive Directors and senior management shall be determined with reference to the performance of the respective department(s) and business unit(s) that they are in charge of (including but not limited to key performance indicators) and their individual performance, and shall be approved by the Remuneration Committee.

The Remuneration Committee shall approve equity-based remuneration on the individual performance and business objectives of Executive Directors and senior management with the goal of maximising long-term shareholder value, and grant stock options and share awards in accordance with the Company's share option schemes and share award schemes as appropriate.

No Director takes part in any discussion of his own remuneration. Directors would abstain from voting in the resolutions in relation to their individual remuneration in relevant Board or the Remuneration Committee meetings.

In respect of discretionary bonus and equity-share based remuneration of Executive Directors and senior management, to the extent permitted by applicable laws and regulations, the Company may recover and adjust the previous remuneration provided within three years. The committee would review the facts and circumstances that led to the clawback and the costs and benefits of seeking recovery and would determine, in its discretion, the amount to be sought for recovery from such Executive Director or senior management. The Company may offset the recovery amount against current or future remuneration and through cancellation of unvested or vested equity-based remuneration.

Currently only the Executive Directors, the Co-CEOs and the CFO are currently regarded as members of the Group's senior management.

The Remuneration Committee would regularly review the implementation and effectiveness of the directors and senior management remuneration policy to ensure that the policy remains relevant to the Company's needs and reflects both current regulatory requirements and good corporate governance practice, and would also discuss and consider any revisions that may be required.

During the financial year, the Remuneration Committee has conducted the review of the implementation and effectiveness of the directors and senior management remuneration policy, and concluded that the policy was implemented effectively.

For further details of the policy, please refer to the full text of the policy which is published on the Company's website ([ir.anta.com](http://ir.anta.com)).

Particulars regarding Directors' remuneration and the five highest paid individuals as required to be disclosed pursuant to Appendix D2 to the Listing Rules are set out in notes 6 and 7 to the financial statements.

## Corporate Governance Report

### Training and Support for Directors

Directors should keep abreast of the latest developments in various areas, including laws and regulations, the Listing Rules, as well as industry update to discharge their duties and responsibilities for the benefit of the Company. Each newly appointed Director would receive an induction covering the Group's businesses and the statutory and regulatory obligations of a director of a listed company. The Company also provides briefings and other training to develop and refresh the Directors' knowledge and skills. The Company is responsible for arranging and funding suitable training, placing an appropriate emphasis on the roles, functions and duties of the Directors. The Company continuously updates Directors on the latest developments regarding the Listing Rules and other applicable regulatory requirements, to ensure compliance and enhance their awareness of good corporate governance practices. Circulars or guidance notes are issued to Directors and senior management where appropriate, to ensure awareness of best corporate governance practices.

Directors have provided records of the training they received during the financial year, and they have participated in the following training:

Directors	Reading materials in relation to legal, regulatory & industry updates	Briefing and updates on business and operation	Training/ Seminars	Other professional developments
<i>Executive Directors</i>				
Mr. Ding Shizhong	✓	✓	✓	✓
Mr. Ding Shijia	✓	✓	✓	✓
Mr. Lai Shixian	✓	✓	✓	✓
Mr. Wu Yonghua	✓	✓	✓	✓
Mr. Zheng Jie	✓	✓	✓	✓
Mr. Bi Mingwei	✓	✓	✓	✓
<i>Independent Non-Executive Directors</i>				
Mr. Yiu Kin Wah Stephen	✓	✓	✓	✓
Mr. Lai Hin Wing Henry Stephen	✓	✓	✓	✓
Ms. Wang Jiaqian	✓	✓	✓	✓
Ms. Xia Lian	✓	✓	✓	✓

### Board Committees

The Board has established the Audit Committee, the Remuneration Committee, the Nomination Committee, the Risk Management Committee and the Sustainability Committee (collectively the "Board Committees") with defined terms of reference. The terms of reference of the Board Committees are posted on the website of the Company ([ir.anta.com](http://ir.anta.com)) and the HKEXnews website of Hong Kong Exchange and Clearing Limited ([www.hkexnews.hk](http://www.hkexnews.hk)).

Before a committee meeting starts, all members of the committee shall declare their interests (including the interests of their associates) in respect of the matters to be discussed and/or the resolutions to be approved during the meeting in accordance with the articles of association of the Company and/or the Listing Rules. In case a member of the committee (or his associate) has a material interest in a matter to be discussed and/or a resolution to be approved during a meeting, other members of the committee, for the purpose of avoidance of conflict of interests, shall consider and decide if the member shall abstain from voting in the resolutions and/or be absent from the meeting.

The Board Committees are provided with sufficient resources to perform their duties and are able to seek, at the Company's expenses, independent professional advice as necessary. The committees are able to invite relevant personnel within the Group to attend meetings, and to obtain any information that they require from any other committees and/or departments, if they consider necessary, in order to perform their duties. The committees may invite external advisers with relevant experience and expertise to participate and attend committee meetings as and when necessary, and they can review and approve the advisory fees and other terms of engagement of the external advisers.

Full details of the committees' work are disclosed in the relevant sections for each of the Board Committees.



### **Audit Committee**

The Audit Committee is responsible for monitoring the integrity of the Group's financial statements, annual and interim reports and focus on the Group's financial reporting integrity, ensuring the compliance with the applicable accounting principles and practices for a balanced, clear and comprehensible assessment of the Group's performance, position and prospects, and ensuring the compliance with any applicable laws and the listing rules of the stock exchange on which the shares of the Company are listed. The committee maintains an appropriate relationship with the Company's external auditor, and makes recommendations to the Board on the appointment, reappointment and removal of the external auditor, and to approve the remuneration and terms of engagement of the external auditor, and any questions of its resignation or dismissal.

The Audit Committee meets regularly with the Company's external auditor to discuss the audit process and accounting issues. The committee meets with the external auditor without management members present at least once a year to discuss any issues arising from the audit and any other matters the external auditor may wish to raise. The external auditor may request for holding of meetings if they consider it necessary.

Also, to comply with the requirements under the CG Code in respect of the responsibilities for performing the corporate governance duties, the Board has delegated its responsibilities (with relevant authorities) to the Audit Committee.

The terms of reference of the Audit Committee are in line with the code provisions of the CG Code. The responsibilities of the Audit Committee comprise, but are not limited to, the following:

- making recommendations to the Board on the appointment, reappointment and removal of the external auditor, and on any questions of its resignation or dismissal;
- approving the remuneration and terms of engagement of the external auditor;
- reviewing and monitoring the external auditor's independence and objectivity and the effectiveness of the audit process in accordance with applicable standards;
- monitoring the engagements of external auditor to supply any non-audit services, and making recommendations on any related matters where action or improvement is needed;
- acting as the key representative body for overseeing the Company's relations with the external auditor;
- monitoring integrity of the Company's and the Group's financial statements and annual report and accounts, half-year report and, if prepared for publication, quarterly reports, and reviewing significant financial reporting judgements contained in them;
- considering any significant or unusual items that are, or may need to be, reflected in the report and accounts;
- giving due consideration to any matters that have been raised by the Group's staff responsible for the accounting and financial reporting function, compliance officer or external auditor;
- conducting an annual review of the effectiveness of the Group's processes for financial reporting and financial controls;
- ensuring the adequacy of resources, staff qualifications and experience, training programmes and budget of the Group's accounting and financial reporting function;
- reviewing the Group's financial and accounting policies and practices;
- reviewing the external auditor's management letter (if any), any material queries raised by the auditor to management about accounting records, financial accounts or systems of control and management's response;

## Corporate Governance Report

- ensuring that the Board will provide a timely response to the issues raised in the external auditor's management letter;
- ensuring the appropriate arrangements are in place so that employees of the Group can, in confidence, raise concerns about possible improprieties in financial reporting, internal control or other matters, and ensuring the Company would make fair and independent investigation of these matters and appropriate follow-up action;
- developing and reviewing the Company's policies and practices on corporate governance and making recommendations to the Board;
- reviewing and monitoring the training and continuous professional development of Directors and senior management;
- reviewing and monitoring the Group's policies and practices on compliance with legal and regulatory requirements;
- developing, reviewing and monitoring the code of conduct and compliance manual applicable to employees and Directors; and
- reviewing the Company's compliance with the CG Code and disclosure in its Corporate Governance Report.

During the financial year, the Audit Committee performed, considered and/or resolved the following matters:

- reviewing and considering the annual results of the Group for the year ended 31 December 2023 for the approval by the Board;
- reviewing and considering the interim results of the Group for the 6 months ended 30 June 2024 for the approval by the Board;
- approving the external auditor's scope, plan and fees of the annual audit and the interim review;
- meeting with the external auditor and discussing their major findings in the annual audit and the interim review;
- reviewing the reports prepared by the external auditor relating to the annual audit and the interim review;
- considering the effectiveness of the external auditor, giving due consideration to the quality and contents of their reports to the committee, feedback from management and compliance with relevant regulatory, professional requirements and their independence;
- considering the safeguard of external auditor's objectivity and independence in proposed engagement in respect of audit-related and permissible non-audit services;
- considering and approving non-audit services to be provided by the external auditor;
- considering recommendation of the re-appointment of external auditor for Shareholders' approval in AGM;
- meeting with external auditor in the absence of management to discuss matters relating to audit fees, issues arising from audit and other matters the auditor raised;
- reviewing the adequacy of the resources, staff qualification and experience, training programmes and budget of those relating to Group's accounting and financial reporting function for the financial year;
- determining and reviewing the Company's current corporate governance policy and practice;

- reviewing the Company's compliance with the CG Code and other legal and regulatory requirements; and
- reviewing the disclosure in the Corporate Governance Report.

### **Remuneration Committee**

The Remuneration Committee is responsible for making recommendations to the Board on the policy and structure for remuneration of all Directors and senior management of the Group and other matters relating to remuneration, for the purpose of motivating, retaining and attracting the best talent for the Group in order to maximise shareholder value. The remuneration of all Directors is subject to regular monitoring by the Remuneration Committee to ensure that their remuneration and compensation are reasonable.

In carrying out its duties, the committee would: (i) ensure the packages are sufficient to attract, retain and motivate Directors and senior management to run the Company successfully without paying more than necessary; (ii) be sensitive to the wider scene, including pay and employment conditions elsewhere, especially when determining annual salary increases; (iii) ensure that the remuneration package of Executive Directors and senior management are designed to align their interest with those of Shareholders and to give them keen incentives to perform at the highest levels; and (iv) ensure that share options and share awards (if any) are offered in accordance with the Listing Rules.

Also, the committee considers all aspects of remuneration, including: (i) salaries paid by comparable listed companies, time commitment and responsibilities and employment conditions of other positions in the Group; (ii) appointment and termination terms for the Directors and the senior management to ensure they are fair; (iii) compensation arrangements relating to dismissal or removal of the Directors for misconduct to ensure they are reasonable and appropriate; (iv) corporate culture and other non-financial key performance indicators; and (v) whether the remuneration package for an Independent Non-Executive Director may affect his objectivity and independence.

The Remuneration Committee consults the Chairman and/or the CEO (or Co-CEOs (as applicable)) about their remuneration proposals for other Executive Directors, and accesses to independent professional advice if necessary.

The terms of reference of the Remuneration Committee are in line with the code provisions of the CG Code. The responsibilities of the Remuneration Committee comprise, but are not limited to, the following:

- making recommendations to the Board on the Company's policy and structure for remuneration of all Directors and senior management of the Group and on the establishment of a formal and transparent procedure for developing remuneration policy;
- determining, with delegation from the Board, the remuneration packages of individual Executive Directors and senior management, including benefits in kind, pension rights and compensation payments, including any compensation payable for loss or termination of their office or appointment;
- making recommendations to the Board on the remuneration of Non-Executive Directors (including Independent Non-Executive Directors);
- reviewing and approving the management's remuneration proposals with reference to the Board's corporate goals and the Company's objectives approved by the Board from time to time;
- reviewing and approving compensation payable to Executive Directors and senior management for any loss or termination of office or appointment to ensure that it is consistent with contractual terms;
- reviewing and approving compensation arrangements relating to dismissal or removal of Directors for misconduct to ensure that they are consistent with contractual terms;

## Corporate Governance Report

- ensuring that no Director or any of his associates is involved in deciding his own remuneration; and
- reviewing and/or approving any remuneration matters relating to share schemes (including share option scheme and share award scheme) involving new or existing shares of the Company or its subsidiaries, and any other matters relating to share schemes under Chapter 17 of the Listing Rules.

During the financial year, the Remuneration Committee performed, considered and/or resolved the following matters:

- reviewing the existing policy and structure for remuneration of all Directors and senior management of the Group;
- assessing the performance and reviewing the remuneration packages of the Executive Directors and senior management for financial year 2023;
- approving the discretionary bonuses of Mr. Ding Shizhong, Mr. Zheng Jie and Mr. Bi Mingwei for financial year 2023;
- reviewing and approving the management's remuneration proposals for the financial year;
- reviewing and making recommendation to the Board on the remuneration of Non-Executive Directors (including Independent Non-Executive Directors);
- approving the remuneration packages of Mr. Zheng Jie and Mr. Bi Mingwei in respect of the renewal of their service agreements as Executive Directors;
- making recommendation on the remuneration packages of Mr. Yiu Kin Wah Stephen and Ms. Wang Jiaqian in respect of the renewal of their letters of appointment as an Independent Non-Executive Director to the Board for approval; and
- approving the grants of an aggregate of 3,671,479 awarded shares to the Group's employees after considering such grants could achieve the purpose of the 2018 Share Award Scheme (2023 Revision).

### **Nomination Committee**

The Nomination Committee is responsible for recommending suitable candidates to the Board for directorship, after considering the independence and competence of the nominees, to ensure that all nominations are fair and transparent. The committee evaluates and assesses the optimal composition of the Board, taking into account the Company's culture, strategies and objectives. In identifying suitable candidates, the Nomination Committee considers candidates on merit and against the objective criteria, with due regard for the benefits of diversity on the Board (details of which are set out in the section entitled "Director Nomination Policy" above). The Nomination Committee also reviews the structure, size and composition of the Board (details of which are set out in the section entitled "Board Diversity Policy" above) and assesses the independence of the Independent Non-Executive Directors (details of which are set out in the section entitled "Independent Non-Executive Directors" above).

The terms of reference of the Nomination Committee are in line with the code provisions of the CG Code. The responsibilities of the Nomination Committee comprise, but are not limited to, the following:

- identifying and nominating individuals suitably qualified to become Board members and making recommendations to the Board on the selection of individuals nominated for directorships when it is necessary to increase the number of Directors or to fill the Board vacancy, and the assessment criteria is whether the candidate is able to assist the Board in effective performance of the responsibilities;



- reviewing the structure, size and diversity (including without limitation, gender, age, cultural and educational background, ethnicity, professional experience, skills, knowledge and length of service) of the Board at least annually and make recommendations on any proposed changes to the Board to complement the Company's corporate strategy;
- reviewing the implementation of the board diversity policy of the Company and the measurable objectives that the Board has set for implementing the policy, and the progress on achieving the objectives, regularly;
- making recommendations to the Board on the appointment or re-appointment of Directors and succession planning for Directors, in particular Chairman and the CEO; and
- assessing the independence of Independent Non-Executive Directors and reviewing the annual confirmations on their independence.

During the financial year, the Nomination Committee performed, considered and/or resolved the following matters:

- conducting the annual review on the structure, size and diversity of the Board;
- reviewing the existing director nomination policy and board diversity policy of the Company, and the implementations;
- assessing the independence of Independent Non-Executive Directors and review of the annual confirmations on their independence;
- reviewing the re-appointment of Directors who retired from office at the past AGM in accordance with the Company's articles of association and offered themselves for re-election;
- approving the renewal of Mr. Zheng Jie and Mr. Bi Mingwei's service agreements as Executive Directors; and
- approving the renewal of Mr. Yiu Kin Wah Stephen and Ms. Wang Jiaqian's letters of appointment as Independent Non-Executive Directors.

### ***Risk Management Committee***

The Risk Management Committee, being delegated (with relevant authorities) by the Board, is responsible for assisting the Board (i) to evaluate and determine the nature and extent of the risks the Board is willing to take in achieving the Group's strategic objectives; (ii) to ensure that the Group has established and maintained appropriate and effective risk management and internal control systems; and (iii) to oversee management in the design, implementation and monitoring of the risk management and internal control systems.

The responsibilities of the Risk Management Committee comprise, but are not limited to, the following:

- overseeing the Group's risk management and internal control systems on an ongoing basis;
- conducting an annual review of the effectiveness of the Group's risk management and internal control systems;
- ensuring the adequacy of resources, staff qualifications and experience, training programmes and budget of the Group's, internal audit function during the annual review;
- discussing the risk management and internal control systems with management to ensure that management has performed its duty of establishing effective systems;
- considering major investigation findings on risk management and internal control matters as delegated by the Board or on its own initiative and management's response to these findings;

## Corporate Governance Report

- ensuring co-ordination between the internal audit department and external auditor, and ensuring that the internal audit function is adequately resourced and has appropriate standing within the Group, and reviewing and monitoring its effectiveness;
- reviewing the regular reports by the internal audit department, including any findings of substantial contract review and non-compliance or irregularity matters;
- advising the Board on the Group's risk management principle and other risk related matters (including corporate actions and suggested strategic transactions, such as business combinations, acquisitions and disposals, substantial investments, and notifiable transactions as defined under the Listing Rules);
- ensuring a whistleblowing policy and system for employees and those who deal with the Group (e.g. customers and suppliers) is in place to raise concerns, in confidence and under anonymity, with the committee about possible improprieties in any matter related to the Group; and
- ensuring that policy(ies) and system(s) are in place to (i) promote and support anti-corruption laws and regulations and to (ii) foster an anti-corruption culture within the Group.

During the financial year, the Risk Management Committee performed, considered and/or resolved the following matters:

- meeting regularly with the second line departments to oversee the Group's risk management and internal control systems;
- conducting the annual review of the effectiveness of the risk management and internal control systems for financial year 2023, including consideration of the adequacy of resources, staff qualifications and experience of the Group's internal audit function;
- approving the annual audit plan provided by the internal audit department;
- reviewing the quarterly reports from the internal audit department and assessing the findings of substantial contract review and non-compliance or irregularity matters (if any);
- reviewing the effectiveness of the Group's internal audit function;
- reviewing the results of the internal audit and internal control review by the internal audit department with regard to continuing connected transactions; and
- assessing the risks of certain transactions and making recommendation to the Board for approval.

The annual review of the effectiveness of the risk management and internal control systems for the financial year has been conducted, details of which are set out in the section entitled "(D) Risk Management and Internal Control" below.

### ***Sustainability Committee***

The Sustainability Committee, being delegated (with relevant authorities) by the Board, is responsible for assisting the Board (i) to conduct effective governance and oversight of ESG matters; (ii) to formulate and review the Group's strategic objectives for sustainable development; (iii) to lead and promote each department to improve its mindsets and operation initiatives in various business processes from the perspective of sustainability; (iv) to identify, assess and manage material ESG risks; and (v) to coordinate and standardise the collection of ESG related data and information to improve the quality of ESG information disclosure.

The responsibilities of the Sustainability Committee comprise, but are not limited to, the following:

- formulating the Group's vision, strategy and management approach on sustainable development;
- reviewing and overseeing ESG operation, governance structure and policy, and ensuring continuous compliance with legal and regulatory requirements;
- defining the Group's ESG objectives and relevant implementation rules and effectiveness, and regularly reviewing the progress of objectives accomplishment and reporting to the Board;
- identifying ESG risks and opportunities (including climate change related) and assessing their impacts on the Group, and reviewing whether the Group's ESG risks are effectively managed and controlled;
- reviewing and assessing the appropriateness and effectiveness of the Group's ESG governance and management structure, policies management approach, practices, procedures, strategies and measures, and updating and adjusting the same in a timely manner;
- reviewing the Group's climate change related work, overseeing the identification, assessment, management and reporting process of climate change related risks and opportunities, and determining the related strategies and measures addressing climate change, so as to reduce the negative impacts on the climate during the Group's business development;
- reviewing the Group's relevant ESG policies regularly, including but not limited to: supply chain management policies, chemical management policies, labour management policies, etc.;
- overseeing the communication process between the Group and stakeholders, and if required, receiving feedback on ESG work from the Group's internal and external stakeholders, and providing improvement recommendations for the Group's future ESG work;
- ensuring that the Company prepares ESG reports in accordance with the Listing Rules and other relevant laws and regulations, reviewing annual ESG reports and reporting to the Board;
- making recommendation to the Board to maintain the completeness of ESG reports;
- ensuring the adequacy of resources, staff qualifications and experience, training programmes and budget of those relating to the Group's ESG performance and reporting;
- monitoring and verifying ESG-related staff training, budget and expenditure of the Group;
- monitoring, reviewing, and if required, reporting to the Board on international trends in legislation, regulation, and recommended best practices as regards to ESG, sustainability development, and ethical standards of corporate behaviour; and
- advising the Board the sufficiency of resources dedicated to ESG issues.

During the financial year, the Sustainability Committee performed, considered and/or resolved the following matters:

- formulating and approving the Group's initial vision, core value and strategy on sustainability;
- reviewing and considering the ESG report for financial year 2023 for the approval by the Board;

## Corporate Governance Report

- discussing the latest ESG development on policy, governance and capital markets, and trend in ESG reporting disclosure;
- discussing the latest ESG rating of the Company and considering any improvement measures; and
- discussing the latest ESG regulatory requirement impacts to the Group, including climate change related matters.

### Changes in Composition of Board Committees

To enhance the Group's corporate governance, the following changes in the composition of the Board Committees have taken effect from 1 July 2024:

- Remuneration Committee – Mr. Lai Hin Wing Henry Stephen, an independent non-executive Director, ceased to be the chairman of the Remuneration Committee, but remained as a member of the Remuneration Committee. Ms. Xia Lian, an independent non-executive Director and an existing member of the Remuneration Committee, was appointed as the chairman of the Remuneration Committee.
- Nomination Committee – Mr. Lai Shixian, an executive Director and one of the Co-CEOs, ceased to be a member of the Nomination Committee.
- Risk Management Committee – Mr. Yiu Kin Wah Stephen, an independent non-executive Director, ceased to be the chairman of the Risk Management Committee, but remained as a member of the Risk Management Committee. Ms. Wang Jiaqian, an independent non-executive Director and an existing member of the Risk Management Committee, was appointed as the chairman of the Risk Management Committee. Mr. Lai Hin Wing Henry Stephen, an independent non-executive Director, was appointed as a member of the Risk Management Committee.

The Board believes that the above changes would (i) have a stronger independent element on the Nomination Committee which comprised of Independent Non-Executive Directors only; and (ii) achieve a greater balance of expertise among the members of the Board Committees.

Other than the changes set out above, there were no other changes in the composition of the Board Committees during the financial year.

### Annual Evaluation of the Board and the Board Committees

The Company undertakes an annual internal evaluation of the effectiveness and performance of the Board and the Board Committees to enhance Directors' accountability and to achieve good corporate governance and Board effectiveness. In March 2025, the Board and all Board Committees underwent an annual evaluation (in the form of questionnaires) of their respective effectiveness and performance for the financial year. The questionnaires cover a broad range of topics including the Board and the Board Committees' compositions, meeting dynamics and meeting materials, culture and ethics, role and responsibilities, and relationships with management and other relevant parties.

The results of the evaluation show that the Board and all Board Committees are found to be operating effectively, there is nothing significantly affecting the Board or the Board Committees' performance and there is no material issue that required further discussion. Reporting of matters by all Board Committees to the Board is found to be clear and adequate. All Directors are satisfied that the Board and the Board Committees have the right mix of expertise, experience and skills. A summary of the evaluation result has been provided to the Board and the Board Committees for discussion.

### Meetings

The Board meets regularly to discuss the overall strategy as well as the operational and financial performance of the Group. Board meetings are held at least four times a year at approximately quarterly intervals. Directors may participate either in person or through electronic means of communications in accordance with the articles of association of the Company. Further, they have independent access to the senior management in respect of operational issues.



The attendance of individual Directors (and non-Board members) at the Board and the Board Committees meetings for the financial year is set out below:

	Board Meeting	Audit Committee Meeting	Remuneration Committee Meeting	Nomination Committee Meeting	Risk Management Committee Meeting	Sustainability Committee Meeting
No. of meetings held for the year ended 31 December 2024	5	4	2	2	4	4
<i>Executive Directors</i>						
Mr. Ding Shizhong	5/5	–	–	–	–	–
Mr. Ding Shijia	5/5	–	–	–	–	–
Mr. Lai Shixian	5/5	–	–	2/2 <sup>(1)</sup>	–	4/4
Mr. Wu Yonghua	5/5	–	–	–	–	4/4
Mr. Zheng Jie	5/5	–	–	–	–	–
Mr. Bi Mingwei	5/5	–	–	–	4/4	–
<i>Independent Non-Executive Directors</i>						
Mr. Yiu Kin Wah Stephen	5/5	4/4	–	2/2	4/4	4/4
Mr. Lai Hin Wing Henry Stephen	5/5	4/4	2/2	2/2	2/2 <sup>(2)</sup>	4/4
Ms. Wang Jiaqian	5/5	4/4	2/2	2/2	3/4	4/4
Ms. Xia Lian	5/5	4/4	2/2	2/2	4/4	4/4
<i>Non-Board members</i>						
Mr. Yiu Wai Hung	–	–	–	–	–	4/4
Mr. Tsui Yeung	–	–	–	–	–	4/4

Notes:

(1) Mr. Lai Shixian ceased to be a member of the Nomination Committee with effect from 1 July 2024.

(2) Mr. Lai Hin Wing Henry Stephen was appointed as a member of the Risk Management Committee with effect from 1 July 2024.

All Directors have the opportunity to include matters in the agenda for Board meetings. Sufficient notice of not less than 14 calendar days would be given for regular meetings to all Directors enabling them to attend, and reasonable notice would be given in case of other Board meetings.

Directors are required to have a thorough understanding of the issues being discussed at Board or committee meetings to enable them to contribute to discussions. The Company provides the Board and the Board Committees with adequate, complete and reliable information, in a timely manner, to enable them to make informed decisions. All Directors (and Board Committees members (if applicable)) are provided with relevant materials relating to the matters brought before the meetings at least three days in advance.

All Directors do not, in all circumstances, rely purely on information provided voluntarily by management. Where any Director requires more information than is volunteered by the Company, he can make further enquiries where necessary. The Board and individual Directors have separate and independent access to the Company's senior management. All Directors can retain independent professional advisors if necessary, at the Company's expenses. Where queries are raised by Directors, steps would be taken by the Company to respond as promptly and fully as possible.

## Corporate Governance Report

The company secretary (or committee secretary (if applicable)) is responsible for preparing the agenda for each Board (and Board Committees) meeting and ensuring the procedures and all applicable laws, rules and regulations are followed. All Directors can seek assistance from the company secretary (or committee secretary (if applicable)). The company secretary (or committee secretary (if applicable)) is also responsible for preparing draft and final versions of Board and Board Committees meeting minutes, and would send to the Directors and the Board Committees members for comment (before sign-off) and for their records, within a reasonable time after the meetings. All Directors are entitled to have access to Board papers and related materials. These papers and related materials are in a form and quality sufficient to enable the Board to make informed decisions.

### Conflict of Interest

If a Director (or a Board Committee member (if applicable)) has a conflict of interest in relation to a transaction or proposal to be considered by the Board or the Board Committees, such transaction or proposal would be dealt with by a physical meeting rather than a written resolution, and the individual is required to declare such interest and to abstain from voting. The matter would be considered at a Board or the Board Committees meeting attended by Directors (or the Board Committees members (if applicable)) who have no material interest in the transaction.

### Company Secretary

The company secretary of the Company is the key adviser to the Board on corporate governance and other regulatory compliance matters, and plays an important role in supporting the Board by ensuring good information flow within the Board and that Board policies and procedures are followed. Any selection, appointment or dismissal of the company secretary would be approved by the Board. The company secretary is responsible for advising the Board through the Chairman on governance matters and facilitating induction and professional development of Directors. The company secretary reports to the Chairman. All Directors have access to the advice and services of the company secretary. The principal responsibilities of the company secretary include, but are not limited to, the following:

- assisting the Company develop and maintain a sound and effective corporate governance framework to ensure compliance and good corporate governance practices;
- keeping abreast of the developments in laws, rules and regulations that may affect the Group's business and operations, and briefing the Board on these developments;
- ensuring that the Board members receive continuous training in relation to the Group's business developments and any applicable laws and regulations; and
- providing compliance advice to the Board in the decision-making process, and ensuring full compliance.

Mr. Tse Kin Chung is the company secretary of the Company. He is a full time employee of the Group and has good knowledge of the Company's affairs. During the financial year, Mr. Tse has duly complied with the relevant professional training requirement under Rule 3.29 of the Listing Rules. The biographical details of Mr. Tse are set out in the section entitled "Directors, Company Secretary and Senior Management" in this annual report.

## (B) CORPORATE PURPOSE, STRATEGY AND CULTURE

The Board has established the Company's purpose, values and strategy, and ensures that these and the Company's corporate culture are aligned. All Directors act with integrity, lead by example, and promote the desired corporate culture.

### Mission

***To bring the Transcendent Sports Spirit into everyone's life.***

- We keep pushing above our limits in pursuit of success in order to become better us and create value for the society.
- We never stop striving to build the world a better place and keep moving. The best part of sports is not winning but rather enjoying the benefits it has for our body and mind. Our staff exhibit this sportsmanship in both their personal and professional lives.
- As a multi-brand sportswear group, we understand the needs of consumers, provide products catering to those needs, and actively promote sports participation to help people live a wonderful life.

### Vision

***To be a World-leading Multi-brand Sportswear Group.***

- We keep moving and aspire to become a world leader in terms of market share, brand value, technological innovation, social responsibility, and staff development.

### Three Cores

#### ***Consumer-centric***

We create value for consumers. This is not only the purpose and meaning behind the existence of a corporation, but also the responsibility and mission for everyone at ANTA Group.

#### ***Competitive Benchmarking***

The concept of going beyond oneself should be reflected in the work attitude, job requirements and daily practices of everyone at ANTA Group.

#### ***Learning by Example***

ANTA Group's entire management should serve as a role model to motivate and steer the team to victory.

### Corporate Strategy

#### ***"Single-focus, Multi-brand, Globalisation"***

- Single-focus:  
Produce quality footwear and apparel products with focus on the sportswear market and consumer value; each brand focuses on product categories that drive brand salience in order to establish leading positions in their respective market segments.
- Multi-brand:  
Leverage various brands to fulfill consumers' needs and create diversified values for consumers, as well as build a multi-brand matrix encompassing brand groups of Performance Sports, Fashion Sports and Outdoor Sports; strengthen group-level shared platforms to empower multi-brand development.

## Corporate Governance Report

- Globalisation:  
Help Chinese brands to expand their reach globally and help global brands penetrate the China market; leverage on the extensive global network of ANTA Group and Amer Sports, to better meet the needs of global consumers; realise globalisation in terms of market position, brand portfolio, value chain composition and governance structure.

## (C) FINANCIAL REPORTING AND EXTERNAL AUDITOR RELATED MATTERS

### Financial Reporting

The Board aims to present a clear, balanced, comprehensible and understandable assessment of the Group's performance, position and prospects in the annual and interim reports to the Shareholders, and make appropriate disclosure and announcements in a timely manner. Before approval of any financial or other information, management would provide sufficient explanation and information to the Board to enable it to make an informed assessment. Also, management provides all Directors with regular updates giving a balanced and understandable assessment of the Group's performance, position and prospects in sufficient detail to enable the Board as a whole and each Director to discharge their duties.

The Board acknowledges that it is responsible for the preparation of the financial statements of the Group. In the preparation of financial statements, IFRS Accounting Standards, Hong Kong Financial Reporting Standards, the disclosure requirements of the Hong Kong Companies Ordinance and applicable disclosure provisions of the Listing Rules have been adopted, the appropriate accounting policies have been consistently used and applied, and reasonable judgements and estimates are properly made. The Board was not aware of any material uncertainties relating to events or conditions that may cast significant doubt upon the Company's ability to continue as a going concern.

The Audit Committee reviewed this annual report, including the consolidated financial statements of the Group for the year ended 31 December 2024 and the annual results announcement with a recommendation to the Board for approval. The Audit Committee considered the following factors during the review:

- any changes in accounting policies and practices;
- major judgmental areas;
- significant adjustments resulting from audit;
- the going concern assumptions and any qualifications;
- compliance with accounting standards;
- compliance with the Listing Rules and legal requirements in relation to financial reporting; and
- fairness of the connected transactions and the continuing connected transactions, and making disclosure in accordance with the Listing Rules and the applicable financial reporting standards.



## External Auditor and Audit Quality Evaluation

KPMG has been appointed as the Company's external auditor since 2004. KPMG has confirmed to the Audit Committee that they are independent with respect to acting as external auditor to the Company. The work scope and responsibilities of KPMG are stated in the section entitled "Independent Auditor's Report" in this annual report.

There was no disagreement between the Board and the Audit Committee on the selection, appointment, resignation or dismissal of the external auditor.

An effective audit not only provides independent assurance on whether an entity's financial statements are free from material misstatements (i.e. give a true and fair view), but may also identify weaknesses in internal controls of the audited entity. The purpose of an audit is to enhance users' confidence in the credibility of financial statements, which contain reliable and relevant information for investors and other stakeholders to make informed decisions. While the primary responsibility for audit quality rests with external auditor, the Audit Committees, in the interests of investors and other external stakeholders, plays a pivotal role in monitoring how auditor enhance and maintain audit quality.

The Audit Committee underwent the annual evaluation of the Company's external auditor, KPMG, from an audit quality perspective for the financial year. The following factors of have been taken into account by the committee:

- governance and leadership;
- compliance with relevant ethical requirements (including but not limited to independence);
- industry knowledge and technical competence;
- engagement performance and resources;
- communication and interaction with the Audit Committee; and
- monitoring process.

Based on the evaluation results, the Audit Committee considered KPMG, as the Company's incumbent auditor, maintained audit quality that was sufficient and appropriate for the Company's audit engagement.

## Auditor's Non-Audit Services Policy

The Company has adopted an auditor's non-audit services policy to set parameters for the Group's non-audit services engagements consistent with applicable laws, regulations and the Company's corporate governance principles. The policy is applicable to the Company's external auditor, including (i) any entity that is under common control, ownership or management with the audit firm; or (ii) any entity that a reasonable and informed third party having knowledge of all relevant circumstances would reasonably consider as part of the audit firm nationally or internationally.

In order to maintain the independence of the Company's external auditor, the engagement of the auditor in relation to non-audit services shall be subject to the approval by the Audit Committee. The Audit Committee may approve exceptions when it determines that such an exception is in the best interests of the Company and it is determined that such an exception does not impair the independence of the auditor.

## Corporate Governance Report

Notwithstanding the foregoing, the following non-audit services are generally prohibited and generally will not be considered for exception from the policy:

- bookkeeping or other services that would affect the accounting records or the financial statements;
- financial information systems design and implementation;
- appraisal or valuation services, providing fairness opinions or preparing contribution-in-kind reports;
- actuarial services;
- internal audit outsourcing services;
- management functions or human resources;
- broker or dealer, investment adviser or investment banking services;
- legal services; and
- any other services that Hong Kong Stock Exchange, Securities and Futures Commission of Hong Kong or applicable regulator determines impermissible.

For the purpose of the Audit Committee's approval of any non-audit services to be provided by the Company's external auditor, the auditor shall provide a written statement to the effect that such non-audit services do not impair its independence.

When accessing the auditor's independence or objectivity in relation to non-audit services, the Audit Committee would consider:

- whether the skills and experience of the auditor make it a suitable supplier of non-audit services;
- whether there are safeguards in place to ensure that there is no threat (or any such threat will be reduced to an acceptable level) to the objectivity and independence of the audit because the auditor provides non-audit services;
- the nature of the non-audit services, the related fee levels and fee levels individually and in total relative to the audit firm; and
- the criteria for the compensation of the individuals performing the non-audit services.

The Audit Committee is responsible for monitoring the independence of the Company's external auditor to ensure true objectivity in the financial statements, reviewing scope of non-audit services and approving fees payable to the auditor. The committee shall report to the Board on any matters where action or improvement is needed in relation to non-audit services provided by the auditor.

The Audit Committee has reviewed the nature and the service charges of non-audit services performed by KPMG during the financial year and considered that these non-audit services have no adverse effect on the independence of the auditor.

The Audit Committee would regularly review the implementation and effectiveness of the auditor's non-audit services policy to ensure that the policy remains relevant to the Company's needs and reflects both current regulatory requirements and good corporate governance practice, and will also discuss and consider any revisions that may be required.

During the financial year, the Audit Committee has conducted the review of the implementation and effectiveness of the auditor's non-audit services policy, and concluded that the policy was implemented effectively.

For further details of the policy, please refer to the full text of the policy which is published on the Company's website ([ir.anta.com](http://ir.anta.com)).

## Auditor's Remuneration

The Audit Committee plays a pivotal role in approving the remuneration of auditors. The Audit Committee ensures audit fees are not at a level that compromises audit quality and considers key factors including the nature, size, and complexity of the audit as well as market competition in assessing the reasonableness of audit fees.

The Audit Committee would award such fees, commensurate with the demands of the engagement, as would ensure that sufficient resources with appropriate expertise and experience will be allotted to enable the audit to be performed in accordance with professional standards and applicable legal and regulatory requirements.

During the financial year, the fee payable to KPMG in respect of its audit services provided to the Group was RMB13,625,000 (2023: RMB13,356,000). The Audit Committee has assessed the reasonableness of the audit fee in following aspects:

- size and structure of the Group in terms of: (i) total assets, revenue and net income; (ii) number and relative significance of subsidiaries and associated entities; (iii) number of geographical locations where the Group conducts business; and (iv) lines of business operated by the Group;
- nature and complexity of the Group's businesses in terms of: (i) nature of the Group's principal activities; (ii) effectiveness of the Group's financial reporting and internal control over financial reporting; (iii) whether computer-aided audit tools are expected to be used and technology specialists should be involved; and (iv) whether the Group's businesses are diversified in terms of number of business segments;
- breakdown of audit fees in terms of: (i) by seniority of staff members (i.e. the number of hours that the audit partner, audit managers, specialists, and other team members dedicated to the audit); (ii) by geographical locations of the Group's businesses (i.e. the amount of audit fees allocated by the audit firm to component auditors at each location); and (iii) by business segments of the Group (i.e. the amount of audit fees allocated by the audit firm to the audit of each business segment);
- other factors, in terms of: (i) audit fees charged by the audit firm for entities that operate in a similar industry; and (ii) fees paid by other listed entities of similar size and nature for audits of similar complexity.

The Audit Committee was aware that KPMG proposed the audit fees based on factors such as severity of responsibilities, complexity, work requirements, required working conditions and working hours, and professional knowledge and work experience of staff at all levels actually participating in the audit engagement.

The Audit Committee considered that, having taken into account the factors mentioned above, the audit fee of KPMG was reasonable, was within normal market level and not significantly lower than other firms, and was sufficient to enable the firm to perform the audit engagement in accordance with professional standards and applicable legal and regulatory requirements.

## Corporate Governance Report

Fees for non-audit services for the financial year comprise service charges for the following:

	2024 RMB'000	2023 RMB'000
Review of interim results	1,860	1,839
Tax advisory and compliance (service rendered by other member firm(s))	1,953	1,886
Risk management and Internal control review (service rendered by other member firm(s))	600	600
Supply chain management advisory (service rendered by other member firm(s))	–	1,850
Remuneration management and internal control advisory (service rendered by other member firm(s))	980	–
Other non-audit services	630	596
Total	6,023	6,771

### Reappointment of Incumbent Auditor

The Audit Committee is responsible for evaluating the incumbent auditor for reappointment where appropriate. The committee would not recommend reappointment by default.

To discharge the duties of independent oversight of the external auditor effectively, the Audit Committee would evaluate the quality of the audit of the incumbent auditor on an ongoing basis by observing and interacting with the auditor during the past audit engagements.

The Audit Committee meets with the auditor regularly to discuss matters relating to financial reporting and other related issues of the Group. Through the meetings, the committee assesses the ongoing performance of the auditor against the quality commitment it made and the subsequent reappointments.

The Audit Committee underwent an annual assessment of the Company's incumbent auditor reappointment for the purpose of recommendation to the Board. The following factors have been taken into account by the committee:

- audit effectiveness – handling of key audit issues;
- audit effectiveness – timely completion of audit work;
- relationship between the auditor and management of the Group;
- interaction with the Audit Committee; and
- other considerations.

Based on the assessment results, the Audit Committee recommended the reappointment of KPMG to the Board, and the Board would propose a resolution of reappointment of the Company's incumbent auditor at the forthcoming AGM.



## (D) RISK MANAGEMENT AND INTERNAL CONTROL

### Enterprise Risk Management

The Board acknowledges that it is responsible for the risk management and internal control systems and reviewing their effectiveness on an ongoing basis. Such risk management and internal control systems are designed for managing risks rather than eliminating the risk of failure to achieve business objectives, and can only provide reasonable and not absolute assurance against material misstatement or loss. The Board has delegated its responsibilities (with relevant authorities) of risk management and internal control to the Risk Management Committee. The Risk Management Committee (on behalf of the Board) oversees management in the design, implementation and monitoring of the risk management and internal control systems. For further details of enterprise risk management, please refer to the “Risk Management Report” set out on pages 123 to 129 of this annual report.

### Internal Audit Function

The Group’s internal audit function is performed by our internal audit department on an ongoing basis. The department plays an important part in the assessment of the effectiveness of the risk management and internal control systems of the Group and reports directly to the Risk Management Committee on a regular basis.

The internal audit department conducts audit on material controls, compliance with policies and procedures of the Group at both operational and corporate levels, and reviews and comments the related internal control effectiveness. Plans and tools for corrective actions and control improvements would be identified and communicated with operations management to address any issues, non-compliance or deficiencies identified. The department further monitors the implementation of its recommendations by the operations management and reports the outcome to the Risk Management Committee. The internal audit department is also responsible for substantial contract review to identify risk behind and provide recommendation to the operation management.

The internal audit department attends regular the Risk Management Committee meetings and reports their work. Significant findings (including any findings of substantial contract review and non-compliance or irregularity matters) can be reported directly and freely to the Risk Management Committee. The Risk Management Committee ensures sufficient resource (including annual budget and staffing) are allocated to the internal audit department for effective fulfilment of work objectives and responsibilities, and provides all necessary support.

During the financial year, the internal audit department completed various audit plans approved by the Risk Management Committee in advance and reported quarterly to the Risk Management Committee on the results, for which the performance was unanimously recognised, such that the Group could be further improved in terms of compliance, internal control, risk response and management.

The Risk Management Committee has conducted a review of the internal audit function of the Group for the financial year, and considered the internal audit function was effective.

### Annual Review of Effectiveness of Risk Management and Internal Control Systems

The Board and the Risk Management Committee oversee the Group’s risk management and internal control systems on an ongoing basis, and conduct annual review of the effectiveness of the Group’s risk management and internal control systems. The annual review covers all material controls, including financial, operational and compliance controls for the financial year.

The Risk Management Committee conducted the annual review of effectiveness of risk management and internal control systems for the financial year and has considered the following:

- the changes, since the last annual review, in the nature and extent of significant risks, and the Group’s ability to respond to changes in its business and the external environment;
- the scope and quality of management’s ongoing monitoring of risks and internal control systems;

## Corporate Governance Report

- the work of the internal audit function;
- the extent and frequency of communication of monitoring results to the Board (or the Board Committees) for the purposes of assessing the adequacy and the effectiveness of the Group's risk management and internal control systems;
- the adequacy of resource, staff qualification and experience, training programmes and budget of those relating to Group's internal audit function;
- significant control failures or weaknesses identified during the review of the risk management and internal control systems (if any);
- in respect of any failures or weaknesses identified, the extent to which they have resulted in unforeseen outcomes or contingencies that have had, could have had, or may in the future have, a material impact on the Group's financial performance or condition, and any remedial measures taken to address such control failings or weaknesses;
- the effectiveness of the Group's processes for Listing Rules compliance; and
- the adequacy of resources (internal and external) for designing, implementing and monitoring the risk management and internal control systems, including staff qualifications and experience, training programmes and budget of the Group's accounting, internal audit, and financial reporting functions, as well as those relating to the Group's ESG performance and reporting.

The Risk Management Committee (on behalf of the Board) has received a confirmation from management on the effectiveness of risk management and internal control systems for the financial year.

The Group also engaged KPMG Advisory (China) Limited as its risk management and internal control review adviser to assist the review of the effectiveness of the risk management and internal control systems for the financial year. The scope of review was determined and approved by the Risk Management Committee. KPMG Advisory (China) Limited has reported major findings and areas for improvement to the Risk Management Committee. All recommendations from KPMG Advisory (China) Limited would be properly followed up by the Group to ensure that they would be implemented within a reasonable period of time.

Based on the effectiveness confirmation provided by the management, the regular reports of the internal audit department and the assessment report of KPMG Advisory (China) Limited, the Risk Management Committee considered: (i) the Group was able to respond to the significant risks identified and any changes in its business and the external environment; (ii) the scope and quality of management's ongoing monitoring of risks and internal control systems were appropriate for the financial year; (iii) internal audit function for the financial year was effective with satisfactory performance and quality; (iv) the resource, staff qualification and experience, training programmes and budget of those relating to Group's internal audit function for the financial year were adequate; (v) there were no significant control failures or weaknesses identified during the financial year, or that were previously reported but remain unresolved; and (vi) the Group's processes for Listing Rules compliance for the financial year were appropriate and effective; and therefore concluded that the risk management and internal control systems of the Group for the financial year were effective and adequate.

Based on the above, the Board therefore confirmed that the Group's risk management and internal control systems are appropriate and effective for dealing with identified risks, safeguarding the Group's assets, preventing and detecting fraud, misconduct and loss, ensuring the accuracy of its financial reports and achieving compliance with applicable laws and regulations. There is no significant change during the financial year in (i) the Group's assessment of risks (including ESG risks) and (ii) the risk management and internal control systems.

### Whistleblowing Policy

The Group is committed to achieving and maintaining the high probity standards and ethical business practices and encouraging reporting of concerns of actual or suspected misconduct or malpractice by any employees and/or external parties in any matter related to the Group. The Company has adopted a whistleblowing policy to create a system for the employees and other persons or entities who deal with the Group (e.g. customers and suppliers) to raise concerns, in confidence and anonymity, with the Risk Management Committee (designated by the Board with relevant authorities) about possible improprieties relating to the Group. The identity of the whistleblower would be treated with the strictest confidence.

The whistleblowing system established under the policy is intended:

- to cultivate a culture of openness and transparency in the Group;
- to maintain internal corporate justice;
- to encourage employees and other persons or entities dealing with the Group to raise concerns about possible improprieties relating to the Group and to provide them with reporting channels for such purposes; and
- to enable the Company to detect and deter or remedy a misconduct or malpractice in the Group before serious damage is caused.

The whistleblowing policy is applicable to all employees of the Group at all levels and to other persons or entities who deal with the Group (e.g. customers and suppliers). Whistleblowers may choose to report a misconduct to the designated ethics officers (being the Chairman and the chairman of the Risk Management Committee) or the Group's internal audit department.

When making a report, although the whistleblower may be unable to provide conclusive proof or evidence, the report of misconduct made under the whistleblowing policy shall include full disclosure of any relevant or material information to the extent possible.

The Company is committed to exerting its best effort to keep all reports by whistleblower confidential and privileged to the fullest extent permitted by law, and handle the reports in a timely manner. Any person making a genuine and appropriate report in good faith under the policy will be assured of fair treatment, and should not be subject to any unwarranted disciplinary action or unfair dismissal as a result of making such report. The Company strictly prohibits any retaliation and will make the best effort to take reasonable measures in order to protect whistleblowers from retaliation. Persons who victimise or retaliate against those who have genuinely raised concerns in good faith under the policy will be subject to disciplinary actions, and the identity of such person may be disclosed to internal or external investigators, or relevant law enforcement agencies or governmental, judicial or regulatory bodies for appropriate action without notifying such person to the extent permitted by law.

Should circumstances arise in which the Company is required to disclose the whistleblower's identity, the Company will, to the extent permitted by law, endeavour to inform the whistleblower that his identity is likely to be disclosed, and the Company will endeavour to protect the reasonable interest of the whistleblower.

All reports must be made in good faith. Persons making a report on any misconduct under the whistleblowing policy should exercise due care in ensuring accuracy of the information they report to the ethics officers or the internal audit department.

The Group reserves the right to take appropriate actions against any person who knowingly or irresponsibly makes false allegations or malicious allegations, including but not limited to disclosing the identity of such person to internal or external investigators, or relevant law enforcement agencies or governmental, judicial or regulatory bodies for appropriate action without notifying such person to the extent permissible by law. The Group also reserves its right to take any actions against such person to recover any loss or damages resulted from the false report. Employees who make a false report may be subject to disciplinary actions, including dismissal, where appropriate.

The Risk Management Committee would regularly review the implementation and effectiveness of the whistleblowing policy to ensure that the policy remains relevant to the Company's needs and reflects both current regulatory requirements and good corporate governance practice, and will also discuss and consider any revisions that may be required.

During the financial year, the Risk Management Committee has conducted the review of the implementation and effectiveness of the whistleblowing policy, and concluded that the policy was implemented effectively.

For further details of the policy, please refer to the full text of the policy which is published on the Company's website ([ir.anta.com](http://ir.anta.com)).

## Corporate Governance Report

### Anti-corruption Policy

The Company is committed to pursuing ethical and anti-corruption business practices with a high standard of integrity and zero tolerance to corruption. To this end, the Company has adopted an anti-corruption policy to complement all applicable anti-corruption laws and regulations and to achieve the Company's desired anti-corruption culture.

The Group (including any Directors and employees) should comply with the relevant anti-corruption laws and regulations in the PRC (including the Supervision Law of the PRC), Hong Kong SAR and other countries or regions as applicable. The Group prohibits all forms of political contributions that contravene the legal requirements of the countries or regions as applicable. The Group strictly prohibits charitable donations from being used for bribery or corruption, and ensures that charitable donations and sponsorships are compliant, legal and ethical.

The anti-corruption policy is applicable to all Directors (including the Independent Non-Executive Directors), all employees of the Group at all levels, external parties having business dealings with the Group (including suppliers, services providers, business partners, etc.) and persons acting in an agency or fiduciary capacity on behalf of the Group (e.g. agents, consultants and contractors of the Group).

Directors and employees of the Group shall uphold at all times the Group's core value of integrity, honesty, fairness, impartiality and ethical business practices.

Directors and employees of the Group should not accept any advantage from any person, company or organisation having business dealings with the Group, whether or not any undue favour is involved. They may only accept (but not solicit) an advantage when such advantage is offered on a voluntary basis and such advantage is disclosed to and approved by the Group. If a Director or an employee is unsure as to whether the acceptance of an advantage could (i) affect the proper discharge of his duties or (ii) place such Director or employee under an obligation to act against the Group's interests, he should always decline to accept the advantage.

Directors and employees of the Group shall avoid any conflict of interest or potential conflict of interest with the Group, and should declare any conflict of interest or potential conflict of interest as appropriate.

Directors and employees of the Group shall not give any advantage to any person, company or organisation having business dealings with the Group for inappropriate advantage or any other illegitimate purpose.

Directors and employees of the Group shall not, in their personal capacity or acting in an agency or fiduciary capacity on behalf of the Group, provide any form of facilitation payments to any individual or entity.

Any breach of the anti-corruption policy should be reported to the Company through reporting channels under the whistleblowing policy of the Company, whether it is known who may be responsible for the breach or how it may have occurred. The Company takes reports of corruption seriously, and may conduct investigations pursuant to the whistleblowing policy of the Company if necessary. Material incidents relating to breaches of the anti-corruption policy shall be brought to the attention of the Board by the Risk Management Committee.

The Risk Management Committee would regularly review the implementation and effectiveness of the anti-corruption policy to ensure that the policy remains relevant to the Company's needs and reflects both current regulatory requirements and good corporate governance practice, and would also discuss and consider any revisions that may be required.

During the financial year, the Risk Management Committee has conducted the review of the implementation and effectiveness of the anti-corruption policy, and concluded that the policy was implemented effectively.

For further details of the policy, please refer to the full text of the policy which is published on the Company's website ([ir.anta.com](http://ir.anta.com)).

For the review of our anti-corruption performance for the financial year, please refer to the Company's *Environmental, Social and Governance Report 2024*.



## Inside Information Management Policy

With respect to inside information (as defined under the SFO), the Company has adopted an inside information management policy in accordance with Part XIVA of the SFO, the Listing Rules, the *Guidelines on Disclosure of Inside Information* promulgated by the Securities and Futures Commission of Hong Kong in June 2012 and other relevant laws and regulations and based on the actual situation of the Company, in order to strengthen the management of the Company's information disclosure and ensure an orderly market as well as the truthfulness, accuracy, completeness and timeliness of information disclosure of the Company, to protect the legitimate rights and interests of the Company, its shareholders, creditors and other stakeholders.

The Company complies with the following fundamental principles for information disclosure:

- Principle of truthfulness:  
The matters summarised in the information disclosed shall be consistent with the facts;
- Principle of accuracy:  
The contents of the information disclosed shall be consistent with the facts and shall be presented in a clear and balanced way, which requires equal disclosure of both positive and negative facts;
- Principle of completeness:  
The information disclosed shall not be misleading and contain any omissions;
- Principle of timeliness:  
Information shall be disclosed within the time specified by the relevant laws and regulations;
- Principle of fairness:  
Holders of the Company's securities shall be treated fairly and equally, and the Directors shall act in the interests of all the Shareholders. Inside information that has not been publicly available shall be kept strictly confidential, and shall be disclosed to the public at the time of announcement in the manner required by the relevant laws and regulations.

In accordance with the inside information management policy, except for the relevant personnel who are responsible for information disclosure according to the laws, all other personnel of the Group shall have the absolute duty to keep inside information (prior to the publication of the relevant announcement by the Company on the Hong Kong Stock Exchange) and the relevant Board meetings content and documents confidential. Directors, senior management and other persons of the Group are not allowed to disclose any inside information to the public without authorisation of the Board.

The Company would, as soon as reasonably practical after any inside information has come to its knowledge, disclose the information to the public, unless such information falls within any of the "Safe Harbours" as provided in the SFO.

When the Board is aware that it is difficult to keep undisclosed inside information confidential or it has already been leaked, or that there have been unusual fluctuations in the price or trading volume of the Company's securities, the Company would immediately contact the Hong Kong Stock Exchange and make disclosure of such inside information (either by a full announcement or a temporary announcement). In such case, the Company would make an application to suspend trading in securities until publication of announcement.

The Company would disclose inside information to the market as a whole through the publication-submission system of the Hong Kong Stock Exchange so that all market players have equal and simultaneous access to the same information. The Company may disclose inside information in the form of both an announcement and a press release (but not simply in the form of a press release), provided that the contents of both are consistent and that the press release does not contain inside information that is not covered in the announcement.

## Corporate Governance Report

The Board would regularly review the implementation and effectiveness of the inside information management policy to ensure that the policy remains relevant to the Company's needs and reflects both current regulatory requirements and good corporate governance practice, and will also discuss and consider any revisions that may be required.

During the financial year, the Board has conducted the review of the implementation and effectiveness the inside information management policy, and concluded that the policy was implemented effectively.

For further details of the policy, please refer to the full text of the policy which is published on the Company's website ([ir.anta.com](http://ir.anta.com)).

## (E) SUSTAINABILITY AND ESG RELATED MATTERS

The Company appreciates the great importance of sustainability. By adhering to improving internal sustainability governance, and strengthening the management and control of corporate development's impact on the environment and society, the Company strive to continue to create value for our stakeholders. The Company established a top-down ESG governance structure to promote the Group's overall sustainability efforts from governance level. The Board has overall responsibility for the Company's ESG strategy and reporting, and oversees the overall ESG governance of the Company. The Board has established the Sustainability Committee and has delegated its responsibilities (with relevant authorities) of sustainability and ESG related matters. The committee is responsible for assisting the Board to (i) to conduct effective governance and oversight of ESG matters; (ii) to formulate and review the Group's strategic objectives for sustainable development; (iii) to lead and promote each department to improve its mindsets and operation initiatives in various business processes from the perspective of sustainability; (iv) to identify, assess and manage material ESG risks; and (v) to coordinate and standardise the collection of ESG related data and information to improve the quality of ESG information disclosure. The Sustainability Committee would identify the proper order of priority as to ESG issues to drive the Company's ESG governance efforts.

### Sustainability Vision, Core Values and Strategies

The Sustainability Committee has formulated the Group's initial sustainability vision, core values and strategies. The details are as follows:

#### **Sustainability Vision**

To become a leading multi-brand sportswear group in the world

#### **Sustainability Core Values**

Mutualism with Consumers, Mutualism with Employees, Mutualism with Partners, Mutualism with the Society, Mutualism with the Environment

#### **Sustainability Strategies**

Mutualism with Consumers

- Establish a define and solid consumer ESG mindset, enabling consumers to realise circular consumption.

Mutualism with Employees

- Adhere to the three core cultural propositions – "Consumer-oriented, Benchmarking with High Standard, Leaders as Role Model" – and continue to maintain our industry-leading employment standards and work environment;
- Establish an industry-leading, efficient and attractive compensation system and invest more in the long-term employee incentive scheme;
- Step up the cultivation of young talents and attract young talents to work in the Group;
- Provide employees with a broad career platform and improve the multi-tiered structure of global talent pool;

- Increase the proportion of female executives (director level and above); and
- Offer employment opportunities to the disabled and the underprivileged.

#### Mutualism with Partners

- Empower suppliers and improve supplier governance capabilities;
- Enhance supply chain transparency; and
- Optimise the supplier management policies and system.

#### Mutualism with the Society

- One medical aid project;
- One China sports development project;
- One sports education project;
- One ecological protection project; and
- One poverty alleviation project.

#### Mutualism with the Environment

- One overall goal: to achieve carbon neutrality by 2050;
- Three “Zero” by 2030: to achieve net zero carbon emissions in self-owned operating facilities, zero use of virgin plastic in self-owned operating facilities, and zero-landfill of self-generated production waste;
- Five “50%” by 2030: to increase the proportion of sustainable products to 50%, apply 50% sustainable raw materials, replace 50% of strategic partners’ energy consumption with renewable energy, replace 50% of fuel used for transportation in our self-owned operating facilities with clean fuels, and use sustainable packaging for 50% of products.

## Annual Review of Sustainability and ESG Matters

The Sustainability Committee conducted an annual review of the Group’s sustainability and ESG matters for the financial year and considered the following:

- the adequacy of resource, staff qualification and experience, training programmes and budget of those relating to Group’s ESG performance and reporting;
- the changes, since the last annual review, in the nature and extent of significant ESG risks (if any); and
- the scope and quality of management’s ongoing monitoring of ESG risks.

The Sustainability Committee concluded that: (i) the Group was able to respond to the significant ESG risks identified and any changes in its business and the external environment; (ii) the resource, staff qualification and experience, training programmes and budget of those relating to Group’s ESG performance and reporting for the financial year were adequate; and (iii) the scope and quality of management’s ongoing monitoring of ESG risks were appropriate for the financial year.

For further details of the Group’s sustainability and ESG matters, please refer to the Company’s *Environmental, Social and Governance Report 2024*.

## Corporate Governance Report

### (F) SHAREHOLDERS' RIGHTS, COMMUNICATIONS WITH SHAREHOLDERS AND INVESTOR RELATIONS

#### Shareholders Information

The Company analyses its shareholding structure on a regular basis, including a review of the register of institutional and retail investors, to keep track of changes in shareholdings by type of investors. A shareholding register analysis conducted as at 31 December 2024 revealed the shareholding structure as follows:

#### Shareholders by Domicile

	% of Total Issued Shares
Hong Kong SAR	59.04%
North America	9.76%
Mainland China	9.17%
United Kingdom	5.76%
Singapore	2.19%
Europe (ex-United Kingdom)	1.94%
Rest of the World	12.14%
Total	100.00

The public float capitalisation as at 31 December 2024 was RMB92,842 million, representing 44.31% of the market capitalisation of the Company.

#### Shareholders' Rights

##### Enquiries to the Board

The Company values feedback from Shareholders on its efforts to promote transparency and foster investor relationships. Shareholders are provided with contact details of the Company, such as telephone hotline, fax number, email address and postal address, in order to enable them to make any query that they may have with respect to the Company. They can also send their enquiries to the Board through these means. In addition, Shareholders can contact Computershare Hong Kong Investor Services Limited, the Hong Kong SAR branch share registrar and transfer office of the Company, if they have any enquiries about their Shares and dividends. The contact details of the Company are set out in the section entitled "Investor Information" in this annual report.

##### General Meetings

General meetings of the Company provide an opportunity for communication between the Shareholders and the Board. An AGM of the Company shall be held in each year and at the place as may be determined by the Board. An extraordinary general meeting may be convened for approval of a matter as required under the articles of association of the Company, the Listing Rules or other relevant rules and regulations.

For each substantially separate issue at a general meeting, a separate resolution would be proposed by the chairman of that meeting. "Bundling" resolutions would be avoided unless they are interdependent and linked forming one significant proposal. Where the resolutions are "bundled", the Company will explain the reasons and material implications in the notice of meeting.

In respect of any AGM, the Chairman would attend the AGM and also invite the chairmen of the Board Committees to attend. In their absence, another member of the committee or failing this his duly appointed delegate will be invited to attend the AGM. These persons will be available to answer questions at the AGM. The chairman of the independent director committee (if any) would also be available to answer questions at any general meeting to approve a connected transaction or any other transaction that requires independent shareholders' approval. The Company's management would ensure the external auditor attend the AGM to answer questions about the conduct of the audit, the preparation and content of the auditor's report, the accounting policies and auditor independence.



General meeting proceedings are reviewed from time to time to ensure that the Company follows best corporate governance practices. In accordance with the articles of association of the Company, notice of AGM would be distributed to all Shareholders no less than twenty-one clear days prior to the AGM and the accompanying circular also sets out details of each proposed resolution and other relevant information as required under the Listing Rules. The notice of all other general meetings would be sent no less than fourteen clear days prior to the meeting. The chairman of a general meeting would exercise his power under the articles of association of the Company to put each proposed resolution to the vote by way of a poll.

The procedures for demanding and conducting a poll would be explained and questions from Shareholders on voting by poll would be answered at the meeting. Voting results would be posted on the websites of the Company and Hong Kong Stock Exchange on the day of the general meeting.

The 2024 AGM was a hybrid meeting. In addition to the traditional physical attendance at the AGM, Shareholders had the option of attending, participating and voting at the AGM through an online platform. Shareholders participating in the AGM using the online platform were also counted towards the quorum under the articles of association of the Company and they were able to cast their votes and submit questions through the online platform. Votes cast through the online platform were irrevocable once the voting session at the AGM ended.

The physical meeting of 2024 AGM was held at ANTA Operations Center, No. 99, Jiayi Road, Guanyinshan, Xiamen, Fujian Province, China on 8 May 2024. The Company reminded all Shareholders that physical attendance in person at the AGM was not necessary for the purpose of exercising voting rights. As an alternative, besides through the online platform, Shareholders might also appoint the chairman of the AGM as their proxy to vote on the relevant resolutions at the AGM by using form of proxy with voting instructions inserted instead of attending the AGM in person.

All of the Directors attended the 2024 AGM to gain and develop a balanced understanding of the views of the Shareholders. The attendance record of the Directors at the AGM is set out below:

	AGM
<i>Executive Directors</i>	
Mr. Ding Shizhong	1/1
Mr. Ding Shijia	1/1
Mr. Lai Shixian	1/1
Mr. Wu Yonghua	1/1
Mr. Zheng Jie	1/1
Mr. Bi Mingwei	1/1
<i>Independent Non-Executive Directors</i>	
Mr. Yiu Kin Wah Stephen	1/1
Mr. Lai Hin Wing Henry Stephen	1/1
Ms. Wang Jiaqian	1/1
Ms. Xia Lian	1/1

The matters proposed to be passed by ordinary resolutions of the Company at the 2024 AGM were, including but not limited to, as follows:

- approval of audited consolidated financial statements of the Company for the year ended 31 December 2023;
- declaration of a final dividend of HK115 cents per ordinary shares of the Company in respect of the year ended 31 December 2023;
- re-election and re-appointment of Mr. Ding Shizhong, Mr. Lai Shixian, Mr. Wu Yonghua and Mr. Zheng Jie as Directors;

## Corporate Governance Report

- re-appointment of KPMG as the Company's auditor; and
- approval of Issue Mandate, Repurchase Mandate and Extension Mandate (as defined in the circular of the Company dated 10 April 2024).

The matter proposed to be passed by a special resolution of the Company at the 2024 AGM was as follows:

- approval of the proposed amendments to the existing articles of association of the Company and proposed adoption of the new set of amended and restated articles of association of the Company.

At the AGM, all resolutions were voted by way of poll. Computershare Hong Kong Investor Services Limited, the Company's Hong Kong SAR branch share registrar and transfer office, acted as the scrutineer for the vote-taking at the AGM. For ordinary resolutions, more than 50% of the votes were cast in favour of each of the resolutions, the resolutions were duly passed as ordinary resolutions of the Company. For special resolution, more than 75% of the votes were cast in favour of the resolution, the resolution was duly passed as a special resolution of the Company. The Company announced the results of the poll on the websites of the Hong Kong Stock Exchange and the Company in accordance with the Listing Rules on the same date.

No other general meeting was held during the financial year.

### ***Convening Extraordinary General Meeting(s) and Putting Forward Proposals at General Meetings***

Shareholders holding not less than one-tenth of the paid up capital of the Company can make a written requisition to the Board or the company secretary to convene an extraordinary general meeting and to add resolutions to the meeting agenda of such meeting pursuant to article 58 of the Company's articles of association. The written requisition must state the objects of the meeting and the resolutions proposed, and must be signed by the relevant Shareholders and deposited at the Hong Kong SAR principal office of the Company, which is presently situated at 16/F, Manhattan Place, 23 Wang Tai Road, Kowloon Bay, Kowloon, Hong Kong SAR. The requisition may consist of several documents in like form and may include the text of a resolution that may properly be moved and is intended to be moved at the extraordinary general meeting.

Such extraordinary general meeting shall be held within two months after the deposit of such requisition. If within twenty-one days of such deposit the Board fails to proceed to convene such meeting, the requisitionists themselves may convene an extraordinary general meeting in form of a physical meeting, and all reasonable expenses incurred by the requisitionists as a result of the failure of the Board would be reimbursed to the requisitionists by the Company.

### ***Procedure for Shareholders to Propose a Person for Election as Director***

Pursuant to article 85 of the Company's articles of association, if a Shareholder wishes to propose a person (other than a retiring Director or a person recommended by the Board) for election as a Director at a general meeting and such Shareholder (other than the person to be proposed) is duly qualified to attend and vote at such general meeting, such Shareholder (other than the person to be proposed), should lodge a written notice signed by him to articulate his intention to propose such person for election and a written notice signed by the person to be proposed of his willingness to be elected at the Hong Kong SAR principal office of the Company, which is presently situated at 16/F, Manhattan Place, 23 Wang Tai Road, Kowloon Bay, Kowloon, Hong Kong SAR, or at the Company's Hong Kong SAR branch share registrar, Computershare Hong Kong Investor Services Limited, at Shops 1712-16, 17/F, Hopewell Centre, 183 Queen's Road East, Wanchai, Hong Kong SAR. The notices should be given within the period commencing on the day after despatch of the notice of the general meeting appointed for such election and ending no later than seven days prior to the date of such general meeting and such period shall be at least seven days.

## Constitutional Documents

During the financial year, the Board proposed to amend the then articles of association of the Company and to adopt the third amended and restated articles of association of the Company in order to, among other things, (i) bring the existing Articles in line with the latest regulatory requirement in relation to the expanded paperless listing regime and the electronic dissemination of corporate communications by listed issuers and the relevant amendments made to Listing Rules which took effect from 31 December 2023 (the “Listing Rule Amendments”); and (ii) make certain other housekeeping improvements. A special resolution of the Shareholders was passed at the 2024 AGM on 8 May 2024 to approve the amendments to the then articles of association of the Company and the adoption of the third amended and restated articles of association of the Company with effect from the same date.

For the summary of the major changes brought by and the details of the amendments to the then articles of association of the Company, please refer to the announcement of the Company dated 26 March 2024 and the circular of the Company dated 10 April 2024.

The third amended and restated articles of association of the Company was published on the Company’s website ([ir.anta.com](http://ir.anta.com)) and the HKEXnews website of Hong Kong Exchanges and Clearing Limited ([www.hkexnews.hk](http://www.hkexnews.hk)).

## Dividend Policy

The Company has adopted a dividend policy to enable the Shareholders to participate in the Company’s profit and allow the Company to retain adequate reserves for future growth. Through a sustainable dividend policy, the Board endeavours to strike a balance between meeting Shareholders’ expectations and maintaining prudent capital management. Under the policy, if the Group records positive net profits and subject to the maintenance of the Group’s normal operations, the Company may declare and pay dividends to the Shareholders.

In proposing any dividend pay-out, the Company would consider various factors including:

- the Group’s actual and expected financial performance;
- retained earnings and distributable reserves of the Company and each of the members of the Group;
- the level of the Group’s debts to equity ratio, return on equity and the relevant financial covenants;
- any restrictions on payment of dividends that may be imposed by the Group’s lenders;
- the Group’s expected working capital requirement and investment demand, and future expansion plans and prospects;
- general economic and financial conditions, business cycle of the Group and other internal or external factors that may have an impact on the business or financial performance and position of the Group; and
- any other factors that the Board deems appropriate.

The dividend policy and the declaration and/or payment of future dividends under the policy are subject to the Board’s continuing determination that the dividend policy and the declaration and/or payment of dividends would be in the best interests of the Group and Shareholders, and are in compliance with all applicable laws and regulations. Any declaration and payment of dividends shall be approved and paid in accordance with all applicable laws and regulations, and the memorandum and articles of association of the Company (as amended from time to time). Such declaration and payment of dividends shall remain to be determined at the sole discretion of the Board. There is no assurance that dividends will be paid in any particular amount for any given period. The dividend policy shall in no way constitute a legally binding commitment by the Company in respect of its future dividend and/or in no way obligate the Company to declare a dividend at any time or from time to time.

## Corporate Governance Report

The Board would regularly review the implementation and effectiveness of the dividend policy to ensure that the policy remains relevant to the Company's needs and reflects both current regulatory requirements and good corporate governance practice, and will also discuss and consider any revisions that may be required.

The Board confirms that all dividend decisions made by the Board were made in accordance with the Company's dividend policy.

During the financial year, the Company declared a final dividend of HK115 cents per ordinary share in respect of the year ended 31 December 2023 and an interim dividend of HK118 cents per ordinary share in respect of the year ended 31 December 2024. There is no material variation in the dividend rate compared to that for the previous corresponding period.

For further details of the policy, please refer to the full text of the policy which is published on the Company's website ([ir.anta.com](http://ir.anta.com)).

### Shareholders' Communication Policy

The Board has adopted a shareholders' communication policy which aims to set out the communication framework and channels available to the Shareholders and other stakeholders of the Company with the objective of ensuring that the Shareholders, both individual and institutional, and, in appropriate circumstances, the investment community at large, are provided with ready, equal and timely access to balanced and understandable information about the Company (including its financial performance, strategic goals and business plans, material business developments and corporate governance), in order to enable Shareholders to exercise their rights in an informed manner, and to allow Shareholders and the investment community to engage actively with the Company.

The Board maintains an on-going dialogue with Shareholders and the investment community. Information is communicated to Shareholders and the investment community mainly through the following channels: Company's financial reports (interim and annual reports), ESG reports, formal meetings (including general meetings) that may be convened, publication of its announcements, corporate communication documents and other corporate publications on the Company's investor relations website and the website of the Hong Kong Stock Exchange. The head of investor relations department of the Company has access to the Board and at all times ensures effective and timely dissemination of information to Shareholders and the investment community to solicit and understand their views. In addition, the Company ensures that shareholders are given sufficient advance notice of shareholders meetings and provide sufficient information to enable shareholders to familiarise themselves with the detailed procedures for conducting a poll, and arranges to address questions from shareholders in the shareholders meetings.

The Company also recognises the importance of safeguarding Shareholders' privacy and would not disclose Shareholders' information without their consent, unless required by the relevant laws and regulations.

The Company has also followed the communication methodologies under the shareholders' communication policy as follows:

#### Shareholders' Enquiries

- Shareholders may direct their questions about their shareholdings to the Company's share registrars;
- Shareholders and the investment community may at any time make a request for the Company's information to the extent such information is publicly available; and
- Shareholders and the investment community are provided with designated contacts, email addresses and enquiry lines of the Company in order to enable them to make any query in respect of the Company.

#### Corporate Communications

- corporate communication documents (including but not limited to annual report, interim report, ESG report, notice of meeting, circular and proxy form) would be provided to Shareholders in plain language and in both English and Chinese versions to facilitate Shareholders' understanding. Shareholders have the right to choose the language (either English or Chinese) or means of receipt of the corporate communication documents (in hard copy or through electronic means); and



- Shareholders are encouraged to provide, amongst other things, in particular, their email addresses to the Company in order to facilitate timely and effective communications.

#### ***Corporate Website and Webcasts***

- information on the Company's investor relations website (ir.anta.com) would be updated on a regular and timely basis;
- information released by the Company on the website of Hong Kong Stock Exchange would also be posted on the Company's investor relations website as soon as possible thereafter. Such information includes, but is not limited to, financial statements, results announcements, ESG reports, Shareholder circulars, notices of general meetings and related explanatory documents;
- presentation materials provided in conjunction with the Company's annual and interim results announcement and other investor relations activities would be made available on the Company's investor relations website as soon as practicable after their release;
- investor relations related press releases issued by the Company would be made available on the Company's investor relations website as soon as practicable after their releases; and
- replay of webcasts of the Company's annual and interim results briefings would be made available on the Company's investor relations website as soon as practicable after the event.

#### ***Shareholders' Meetings***

- Shareholders are encouraged to participate in general meetings or to appoint proxies to attend and vote at meetings for and on their behalf if they are unable to attend the meetings;
- the process of the Company's general meeting would be monitored and reviewed on a regular basis, and, if necessary, changes would be made to ensure that Shareholders' needs are best served; and
- Board members, in particular, the chairmen of the Board Committees or their delegates and external auditor would, where appropriate, attend AGMs to answer Shareholders' questions.

#### ***Investment Market Communications***

- investor/analyst briefings and group/one-on-one meetings, investor conferences, non-deal roadshows (both domestic and international), media interviews, investor days, marketing activities and specialist industry forums would be available when and if appropriate, in order to facilitate communication between the Company, Shareholders and the investment community; and
- The Company's directors and employees who have contacts or dialogues with investors, analysts, media or other external parties are required to comply with the disclosure obligations and requirements under the Company's information disclosure policy.

The Board would annually review the implementation and effectiveness of the shareholders' communication policy to ensure that the policy remains relevant to the Company's needs and reflects both the current regulatory requirements and good corporate governance practice, and would also discuss and consider any revisions that may be required.

Based on the Company's shareholders engagement works carried out during the financial year (details of which are set out in the part headed "Investor Relations" of this section), the Board has conducted the annual review of the implementation and effectiveness of the shareholders' communication policy, and concluded that the policy was implemented effectively during the financial year.

For further details of the policy, please refer to the full text of the policy which is published on the Company's website (ir.anta.com).

## Corporate Governance Report

### Investor Relations

The Company believes that it is essential to maintain effective communication with the investment community in a timely manner through various media. The Company's investor relations department attaches importance to the provision of relevant public information to investors and analysts to enable them to make appropriate valuation of the Company's shares or any securities issued by the Group. Through investor/analyst briefings, group/one-on-one meetings, investor conferences, non-deal roadshows and other events, institutional investors and analysts can interact with the Chairman and other senior executives for updates on the development of the Group's strategic initiatives and operations.

During the financial year, the following investor relations activities were conducted for the institutional investors and analysts in Mainland China, Hong Kong SAR and overseas countries:

- investor/analyst briefings;
- group/one-on-one meetings;
- investor conferences;
- non-deal roadshows; and
- store visits.

During the financial year, over 290 investor relations activities were conducted. Most of the investor relations activities were conducted via webcast/teleconferencing/videoconferencing. Investment community views are communicated regularly to the Board, including rating and target price of the Shares and summaries of questions and feedback from investors and analysts. During the financial year, investors' major areas of interest included:

- the Group's operational updates and risk management strategies;
- Amer Sports' recent performance;
- the Group's and Amer Sports' development strategies;
- the Group's sustainability development process and strategies;
- latest developments regarding ANTA and FILA business; and
- latest developments regarding online business of all the brands.

For share information, important shareholders' dates in the coming financial year and investor relation contact, please refer to the section entitled "Investors Information" in this annual report.

By order of the Board



**Ding Shizhong**  
Chairman

Hong Kong SAR, 19 March 2025

# Risk Management Report

This Risk Management Report summaries the enterprise risk management framework of the Group, and the major risks identified for the financial year with the countermeasures.

## ENTERPRISE RISK MANAGEMENT FRAMEWORK

With reference to the globally recognised framework of the Committee of Sponsoring Organisations of the Treadway Commission (“COSO”), in conjunction with our development strategy, business operations, and corporate culture, the Group has developed its own enterprise risk management framework.

## RISK STRATEGY AND CULTURE

The Board is responsible for determining the nature and extent of risks that it is willing to take in achieving the Group’s strategic objectives. By strengthening the risk identification in complex environments and the dynamic tracking and adjustment of strategic objectives, reasonable assurance is provided to the Group in achieving its goals.

Management has established a risk control mode applicable to the Group as the center of strategic decision-making. Each brand and business unit decodes its strategic objectives and measures based on the Group’s corporate strategy of “single-focus, multi-brand, and globalisation” and finally implements the strategies.

## RISK APPETITE

The Group’s risk appetite represents the nature and extent of the risks the Group is willing to undertake in pursuit of its strategic and business objectives. The Group takes only reasonable risks that fit its strategy and capability, be understood and managed, and do not expose the Group to:

- Losses impacting the financial viability and strategy execution of the Group;
- Breaches of external regulations leading to fines or loss of critical operational assets;
- Damage to the Group’s reputation and brand; and
- Severe environmental incidents.

The Group has established risk prioritisation focuses that align with its risk appetite, assessing each identified risk based on a spectrum of consequences and likelihoods. During the review and screening process, the Group takes into account both financial and non-financial impacts and identifies major risks for the financial year.

Risk Management Report

RISK GOVERNANCE

The Group has established a clear organisational structure for risk governance and defined risk management responsibilities at all levels. Through risk-based decision making and resource allocation, management takes actions (including risk management) to ensure the implementation of risk management and internal control systems and promote sustainable development of our businesses.



The major responsibilities of each level are summarised below:

Governance Level

Board

- determining the Group’s business strategy and objectives, and evaluating and determining the nature and extent of the risks the Board is willing to take in achieving the Group’s strategic objectives;
- ensuring that the Group establishes and maintains appropriate and effective risk management and internal control systems; and
- overseeing management in the design, implementation and monitoring of risk management and internal control systems.

Risk Management Committee

- assisting the Board in carrying out its responsibilities of risk management and internal control;
- overseeing the Group’s risk management and internal control systems on an ongoing basis;
- reviewing the effectiveness of the Group’s risk management and internal control systems at least once a year, and such review should cover all material controls including financial, operational and compliance control;
- ensuring the adequacy of resources, staff qualifications and experience, training programmes and budget of the Group’s internal audit function; and
- considering major findings on risk management and internal control matters, and reporting and making recommendations to the Board.



## Management Level

### *First Line – Operation and management departments of all brands and business units*

First Line contains operation and management departments of all brands and business units, which take direct and primary responsibility for risk management within the scope of their responsibilities. The departments carry out daily risk control works according to internal requirements, conduct regular self-inspection and report risk events to Second Line departments, to support and cooperate with those departments in risk monitoring and evaluation.

### *Second Line – Various functional departments led by finance department*

Second Line, led by financial department, collaborating with legal department, treasury management department, process management department, information management department, and other functional departments, focuses on risk control in relevant professional aspects, provides support to First Line based on the actual operating conditions of the Group, organises, coordinates, and supervises the risk management work of each department.

## Internal Audit Function

### *Third Line – Internal Audit Department*

The internal audit department is independent of management and responsible to the governance level (the Risk Management Committee). It supervises and evaluates the risk management system, control procedures and activities of various risks and their effects, provides independent and objective confirmation and recommendations for the adequacy and effectiveness of risk management, and promotes and facilitates the continuous improvements of the risk management and internal control systems.

## RISK IDENTIFICATION

Management fully identifies the risks that may have potential impact on the business and operations, and then governance level, first line departments, second line departments and the internal audit department review and screen those risks. Focusing on the Group's long-term strategic objectives and actual business conditions, management builds a comprehensive risk inventory for further risk assessment and core risks screening.

### RISK IDENTIFICATION METHODOLOGY



## Risk Assessment

Management has established risk assessment methods and standards, and conducts a comprehensive risk assessment at least once a year. Considering the business impact and the occurrence possibility of risks, management assesses the risk inventory identified and focuses on medium and high level risks, followed by dynamic analysis on major risks and effective measures. Specific studies will be carried out when necessary for root cause analysis on specific risks. Management devotes resources to risk response, mitigation and avoidance. Finally a risk assessment report is formulated and submitted to the Risk Management Committee for review.

Risk Management Report

RISK CONTROL AND RESPONSE

Based on the risk assessment results, management assesses the risk response and prioritises the mitigation. Considering the prioritisation assessment and balancing the benefits and costs of risk management, management determines risk management measures and internal control procedures to prevent, avoid or reduce risks.

Major risks for the financial year

Risk category	Risk topic	Description	Countermeasures
Strategic risk	Economic environment risk	<ul style="list-style-type: none"><li>The sportswear industry is vulnerable to volatile economic cycles. If volatile economic cycle persists and leads to continued sluggish consumer demand, it would have an adverse impact on the Group’s operations.</li></ul>	<ul style="list-style-type: none"><li>The Group conducts researches from time to time to reasonably determine appropriate development objectives and strategies, coping with volatile economic cycles;</li><li>Management adopts “dynamic management” approach in response to unexpected negative factors;</li><li>The Group pursues insights into changes in consumer needs and provides personalised products, in order to enhance consumer’s satisfaction.</li></ul>
Strategic risk	Globalisation risk	<ul style="list-style-type: none"><li>When expanding overseas, enterprises should comply with the laws and regulations, technical standards, and other policies of the import and export countries; and any breach may cause an adverse impact on the Group’s operations.</li><li>In the process of global expansion, the Group may be hindered by its failure to obtain sufficient and accurate understanding of the local characteristics.</li></ul>	<ul style="list-style-type: none"><li>The Group strictly abides by all applicable regulations and standards, in order to ensure legal compliance of our operations and all of our products;</li><li>The Group will obtain sufficient and accurate understanding through conducting researches on the culture and characteristics of new local markets, and build a team comprising local talents and headquarters talents which could complement and learn from each other, supporting the globalisation strategy on the basis of full integration of the team.</li></ul>

Risk category	Risk topic	Description	Countermeasures
Market risk	Risk of changes in consumer structure and consumption behaviour	<ul style="list-style-type: none"> <li>In terms of current consumption trend, 90s-95s become major consumer groups; the potential of female market is being unleashed; the demand for outdoor sports products is growing rapidly; and changes in the consumer structure and consumption behaviour are having a significant impact on enterprises. If the Group fails to fully consider changes in market demand and adjust its marketing layout in a timely manner, it would have an adverse impact on the operations.</li> </ul>	<ul style="list-style-type: none"> <li>The Group has established a consumer management team and mechanism to continuously understand consumer needs, and empower the business development of the branding, marketing, product departments, enabling the Group to fulfil consumer needs in all aspects.</li> </ul>
Market risk	Competition risk	<ul style="list-style-type: none"> <li>Increasingly tensed competition in the domestic sportswear industry could be reflected by the expanding scale and continuous concentration of the industry, and the rapid expansion of international clothing brands across China. The nature of this competition has shifted from a focus on quantity and price to new attributes such as state-of-the-art technology and value-added products. Although the Group has maintained the leading position in the China sportswear market, it is acknowledged that further intensified market competition may impact future revenue and profitability to a certain degree.</li> </ul>	<ul style="list-style-type: none"> <li>The Group has established a strategy management team at headquarters level to dynamically analyse industry competition and provide strategy support for various brands and business units;</li> <li>The Group has formulated innovation strategy, and its brands will further invest in various business areas, build various technology and supporting platforms, and provide high value-added products and high-quality services and experiences to the markets and consumers, enabling the Group to maintain its leading position and competitive advantages in terms of branding, products and retailing, etc..</li> </ul>

Risk Management Report

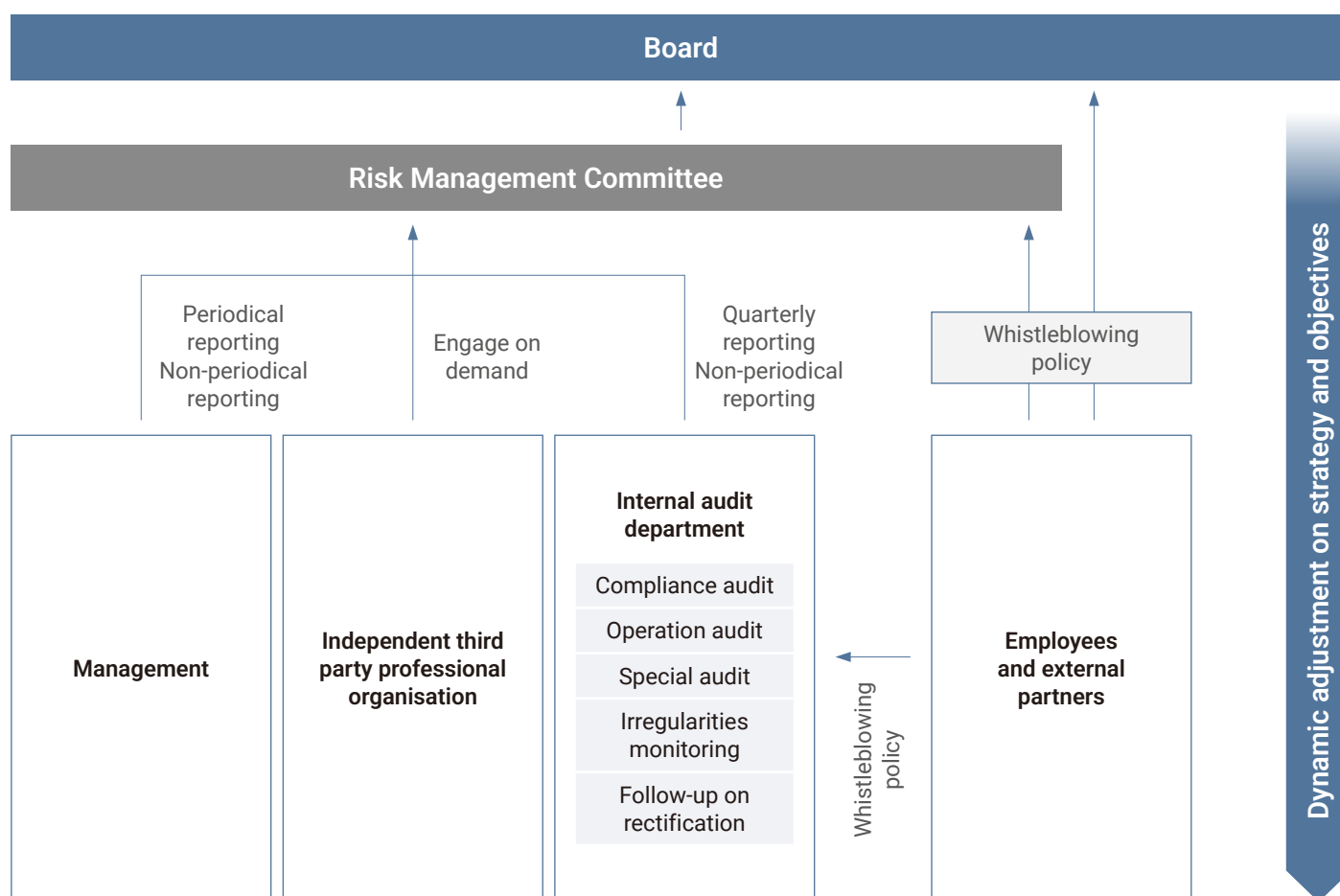
Risk category	Risk topic	Description	Countermeasures
Operational risk	Consumer experience enhancement risk	<ul style="list-style-type: none"><li>The market has entered an era of experience economy, and personalisation of consumer needs and diversification of retail scenarios make consumer experience a key factor on brand and product selection. Consumer experience enhancement is conducive to better strengthening brand loyalty. If the Group fails to deliver an all-rounded consumer experience through various touchpoints, it would have an adverse impact on brand development.</li></ul>	<ul style="list-style-type: none"><li>The Group has established a consumer management team and mechanism to understand consumer needs, analyse and integrate the consumer big data obtained from its business processes, so as to empower business development;</li><li>The Group’s high-end brands focus on consumer experience enhancement projects, strive to strengthen their connections with consumers and the brand salience.</li></ul>
Operational risk	Product innovation and R&D risks	<ul style="list-style-type: none"><li>The Group focuses on the branded sportswear business, and consumers have certain level of demand on product function and style. Consumer preferences for fabrics and clothing styles change at a rapid pace, and our product development ability to adapt to these preferences would affect the sales performance of our products.</li></ul>	<ul style="list-style-type: none"><li>The Group continuously increases its investments in R&amp;D, expands the product development team of various brands, establishes various overseas design centres, and attracts outstanding talents in related fields. Meanwhile, the Group provides appropriate regular trainings to the teams, so as to continuously improve the team’s awareness and capability in product innovation and R&amp;D.</li></ul>



## RISK MONITORING AND REPORTING

The Group conducts risk control to achieve its strategic objectives. In the course of operation, governance level and all departments continuously monitor the implementation of strategies, and regularly oversee the related risk development and assess the Group's risk-bearing ability. In case of significant development, timely reporting would be made and risk management policies and internal control procedures would be updated.

Under the organisational structure of risk governance, the Group has established a good communication and feedback channel in which all departments and staff could report the risk monitoring results to the Board and the Risk Management Committee, ensuring appropriate internal control procedures are in place. In particular, the Risk Management Committee, on behalf of the Board, reviews the effectiveness of the Group's risk management and internal control systems annually, and follows up the risks identified in previous years.



# Directors, Company Secretary and Senior Management

## EXECUTIVE DIRECTORS

**Mr. Ding Shizhong** (丁世忠), aged 54, is the Board Chairman and an Executive Director of the Company. He plays a core leadership role in the Group's corporate strategy, talent build-up, corporate culture and operational supervision, and directly oversees the Group's mergers and acquisitions initiatives. He is the co-founder of the Group and has dedicated to leading the Group to expand and promote the domestic and overseas businesses. Mr. Ding is the chair of the board of directors of Amer Sports, Inc. (NYSE: AS), which is listed on the New York Stock Exchange and is an associated corporation (as defined under the SFO) of the Company. In recent years, he has been awarded honors by various sectors of society, including China's Top 50 Most Influential Business Leaders in 2023 by Fortune China, 100 Best-Performing CEOs in China by Harvard Business Review, and the Philanthropist of the Year in 2022 by China Charity Ranking. He is currently a vice chairman of All-China Federation of Industry and Commerce, a board member of Samaranch Foundation, an adviser of the Chinese Basketball Association and a member of the Chinese Olympic Committee. Mr. Ding is the younger brother of Mr. Ding Shijia and the brother-in-law of Mr. Lai Shixian, both being the Company's Executive Directors. He is also a director of Anta International Group Holdings Limited, a substantial shareholder of the Company.

**Mr. Ding Shijia** (丁世家), aged 60, is the Board Deputy Chairman and an Executive Director of the Company. He oversees the Group's manufacturing operation. He is the co-founder of the Group and has over 30 years of experience in the sporting goods industry in China. In 2002 and 2004, he was awarded the title of Eminent Young Entrepreneur of Quanzhou. Mr. Ding is the elder brother of Mr. Ding Shizhong and the brother-in-law of Mr. Lai Shixian, both being the Company's Executive Directors. He is also a director of Anta International Group Holdings Limited, a substantial shareholder of the Company.

**Mr. Lai Shixian** (賴世賢), aged 50, is an Executive Director and one of the Co-CEOs of the Company. He is in charge of ANTA brand, all other brands except FILA brand, group procurement and a number of the Group's functions including human resources, legal, investor relations and administration. He joined the Group in March 2003 and has over 20 years of experience in administrative and financial management. Mr. Lai holds an EMBA degree from China Europe International Business School. Mr. Lai is the brother-in-law of Mr. Ding Shizhong and Mr. Ding Shijia, both being the Company's Executive Directors. He is also a director of Anta International Group Holdings Limited, a substantial shareholder of the Company. Mr. Lai is an independent non-executive director of China Lilang Limited (stock code: 1234), a company listed on the Hong Kong Stock Exchange.

**Mr. Wu Yonghua** (吳永華), aged 54, is an Executive Director and one of the Co-CEOs of the Company. He is in charge of FILA brand, the Group's overseas businesses, including Southeast Asia international business, and a number of the Group's functions, including strategy, digitalisation, technological innovation, product quality control, corporate culture and public relations. He joined the Group in October 2003 and has over 20 years of experience in sales and marketing in China market.

**Mr. Zheng Jie** (鄭捷), aged 56, is an Executive Director of the Company. He is primarily responsible for Amer Sports related business. Mr. Zheng is the chief executive officer and a director of Amer Sports, Inc. (NYSE: AS), which is listed on the New York Stock Exchange and is an associated corporation (as defined under the SFO) of the Company. He joined the Group in October 2008 and has over 20 years of experience in the field of marketing management, including over 8 years in the China division of an international sportswear brand as the sales vice president and the general manager. Mr. Zheng holds a bachelor's degree in management science from Fudan University in Shanghai. He is also a past co-chair and a current vice chair of the World Federation of The Sporting Goods Industry (WFSGI).

**Mr. Bi Mingwei** (畢明偉), aged 52, is an Executive Director and the CFO of the Company. He is primarily responsible for the Group's financial management functions and a number of middle-and-back-office functions including business process management and logistics management. He joined the Group in May 2007 and has over 20 years of experience in financial management and the sportswear industry. Mr. Bi is a director of Amer Sports, Inc. (NYSE: AS), which is listed on the New York Stock Exchange and is an associated corporation (as defined under the SFO) of the Company. Mr. Bi holds a bachelor's degree of accounting from the University of International Business and Economics in China and is a non-practicing member of the Chinese Institute of Certified Public Accountants.

## INDEPENDENT NON-EXECUTIVE DIRECTORS

**Mr. Yiu Kin Wah Stephen** *JP* (姚建華), aged 64, is an Independent Non-Executive Director of the Company and joined the Board in June 2018. He received a professional diploma in accountancy from The Hong Kong Polytechnic (now known as The Hong Kong Polytechnic University) in 1983, and holds a master's degree in business administration from the University of Warwick in the United Kingdom. Mr. Yiu is a fellow member of the Association of Chartered Certified Accountants and the Hong Kong Institute of Certified Public Accountants. He is currently a member of the Public Service Commission of the Hong Kong Special Administrative Region, a board member of the Airport Authority Hong Kong, the chairman and a non-executive director of the Insurance Authority, a member of the Exchange Fund Advisory Committee, a director of Hong Kong Academy of Finance, the honorary treasurer and a member of the Council of St. Paul's Co-educational College and the treasurer and a council member of The Hong Kong University of Science and Technology. Mr. Yiu is an independent non-executive director of China Mobile Limited (stock code: 941), which is listed on the Hong Kong Stock Exchange, and an independent director of Amer Sports, Inc. (NYSE: AS), which is listed on the New York Stock Exchange and is an associated corporation (as defined under the SFO) of the Company. Mr. Yiu served at KPMG, a global accounting firm, from 1983 to 2015 with his last position as the chairman and chief executive officer of KPMG China and Hong Kong as well as a member of the executive committee and the board of KPMG International and KPMG Asia Pacific. He was an independent non-executive director of Hong Kong Exchanges and Clearing Limited (stock code: 388), which is listed on the Hong Kong Stock Exchange, from April 2017 to April 2023.

**Mr. Lai Hin Wing Henry Stephen** (賴顯榮), aged 68, is an Independent Non-Executive Director of the Company and joined the Board in November 2020. He received a bachelor's degree in law from The University of Hong Kong and was admitted as a solicitor in Hong Kong SAR, England and Wales and the State of Victoria, Australia. He is currently a partner and co-chairman of Messrs. P. C. Woo & Co., a firm of solicitors and notaries in Hong Kong SAR, and has been practicing in the legal field for more than 40 years. Mr. Lai is a Notary Public and a China Appointed Attesting Officer in Hong Kong SAR. He is currently the past chairman, and an honorary council member, fellow member and the Corporate Governance Policies Committee chairman of The Hong Kong Institute of Directors, a member of the Process Review Panel for the Securities and Futures Commission of Hong Kong and a member of the Resolution Compensation Tribunal, a member of the Consents Committee of the Law Society of Hong Kong, a member of the Association of China-Appointed Attesting Officers Limited Disciplinary Tribunal Panel, a member of the Board of Governors of The Hang Seng University of Hong Kong and the chairman of the council of the Hong Kong Chinese Orchestra Limited. Mr. Lai is a non-executive director of Winfull Group Holdings Limited (stock code: 183), and an independent non-executive director of China Resources Beer (Holdings) Company Limited (stock code: 291), which all are listed on the Hong Kong Stock Exchange. He was a non-executive director of China Medical & HealthCare Group Limited (stock code: 383), which is listed on the Hong Kong Stock Exchange, from November 2020 to October 2023.

**Ms. Wang Jiaqian** (王佳茜), aged 46, is an Independent Non-Executive Director of the Company and joined the Board in July 2021. She holds a bachelor's degree in English from the Nanjing University and a master's degree in finance from the Peking University in China. She is currently a director of the North Asia President's Office, in charge of strategy, planning, insights, and external partnerships and the transformation team lead for North Asia, Southeast Asia, and Australia and New Zealand of Chanel Limited. Ms. Wang was employed by Boston Consulting Group, a global management consulting firm, from September 2010 to June 2019 with her last position as Managing Director and Global Partner. She has over 15 years of experience in strategy and business consulting in retail and consumer products sector.

**Ms. Xia Lian** (夏蓮), aged 46, is an Independent Non-Executive Director of the Company and joined the Board in July 2022. She holds a bachelor's degree in marketing from the Peking University in China and a master's degree in executive master in change from European Institute of Business Administration (INSEAD). She is currently an executive director and the general manager of Vista Education Technology (Shenzhen) Co., Ltd.\* (遠見教育科技(深圳)有限公司), and has over 20 years of experience in business administration and business consultancy. Ms. Xia was employed by Cheung Kong Graduate School of Business from April 2007 to August 2020 with her last position as an assistant dean. Ms. Xia is an independent non-executive director of Luye Pharma Group Ltd. (stock code: 2186), a company listed on the Hong Kong Stock Exchange, and an independent director of Shanying International Holding Co., Ltd.\* (山鷹國際控股股份公司) (stock code: 600567), a company listed on the Shanghai Stock Exchange.

\* The English translation of the company names is for reference only. The official names of these companies are in Chinese.

## Directors, Company Secretary and Senior Management

### COMPANY SECRETARY

**Mr. Tse Kin Chung** (謝建聰), aged 44, is the company secretary of the Company and a vice president of the Group, primarily responsible for financial management and compliance matters. He joined the Group in October 2007 and has over 20 years of experience in the field of auditing and financial management. He holds a bachelor's degree in accountancy from The Hong Kong Polytechnic University. He is also a member of the Hong Kong Institute of Certified Public Accountants.

### SENIOR MANAGEMENT

Various businesses of the Group are respectively under the direct responsibility of the Executive Directors, as named above.

Only the Executive Directors, the Co-CEOs and the CFO are regarded as members of the Group's senior management.



# Independent Auditor's Report



**to the shareholders of ANTA Sports Products Limited**  
*(incorporated in the Cayman Islands with limited liability)*

## OPINION

We have audited the consolidated financial statements of ANTA Sports Products Limited ("the Company") and its subsidiaries (together "the Group") set out on pages 137 to 219, which comprise the consolidated statement of financial position as at 31 December 2024, the consolidated statement of profit or loss and other comprehensive income, the consolidated statement of changes in equity and the consolidated statement of cash flows for the year then ended and notes to the consolidated financial statements, including material accounting policy information.

In our opinion, the consolidated financial statements give a true and fair view of the consolidated financial position of the Group as at 31 December 2024 and of its consolidated financial performance and its consolidated cash flows for the year then ended in accordance with IFRS Accounting Standards as issued by the International Accounting Standards Board ("IASB") and Hong Kong Financial Reporting Standards as issued by the Hong Kong Institute of Certified Public Accountants ("HKICPA") and have been properly prepared in compliance with the disclosure requirements of the Hong Kong Companies Ordinance.

## BASIS FOR OPINION

We conducted our audit in accordance with Hong Kong Standards on Auditing ("HKSAs") issued by HKICPA. Our responsibilities under those standards are further described in the *Auditor's responsibilities for the audit of the consolidated financial statements* section of our report. We are independent of the Group in accordance with the HKICPA's Code of Ethics for Professional Accountants ("the Code") together with any ethical requirements that are relevant to our audit of the consolidated financial statements in the Cayman Islands, and we have fulfilled our other ethical responsibilities in accordance with these requirements and the Code. We believe that the audit evidence we have obtained is sufficient and appropriate to provide a basis for our opinion.

# Independent Auditor's Report

## KEY AUDIT MATTER

Key audit matter is the matter that, in our professional judgement, was of most significance in our audit of the consolidated financial statements of the current period. The matter was addressed in the context of our audit of the consolidated financial statements as a whole, and in forming our opinion thereon, and we do not provide a separate opinion on the matter.

**Valuation of inventories**

*Refer to note 19 to the consolidated financial statements on page 162 and the accounting policy (L) on page 200.*

**The key audit matter**

The Group adopts direct to consumer business model for the ANTA brand for certain regions in Mainland China. Together with direct retail business model for FILA and all other brands in Mainland China and other territories, a significant level of inventory is maintained to support the Group's overall operations.

Inventories are stated at cost or net realisable value, whichever is lower. In the event that net realisable value falls below cost, the difference is taken as write-down of inventories.

Management applies judgement in determining the net realisable value of inventories. Net realisable value is determined by management based upon a detailed analysis of the ageing profile of the inventories, with reference to the current marketability and latest selling prices of the respective inventories and the current retail market conditions existing at the end of the reporting period.

We identified the valuation of inventories as a key audit matter as significant management judgement is involved in determining the net realisable value of inventories.

**How the matter was addressed in our audit**

Our audit procedures to assess the valuation of inventories included the following:

- performing a retrospective review by comparing the carrying values of inventories as at 31 December 2023 with sales prices achieved during the reporting period to assess the reliability of management's judgement and whether there is any indication of management bias;
- evaluating the historical accuracy of management's assessment of net realisable value of inventories by examining, on a sample basis, the sales and utilisation during the current reporting period;
- inquiring of the management about any expected changes in plans for markdowns or disposals of off-season inventories and comparing, on a sample basis, the carrying value of inventories to actual prices for sales transactions subsequent to the end of reporting period;
- evaluating the reasonableness of the parameters adopted in the Group's policy on the net realisable value calculation by comparing the net realisable value with selling price achieved subsequent to the end of reporting period;
- assessing, on a sample basis, whether items in the inventory ageing report were classified within the appropriate ageing bracket by comparing the individual items selected with the underlying records which indicated the product season of the item; and
- assessing whether the net realisable value of inventories and the subsequent write-down of inventories (if any) at the end of reporting period were calculated in a manner consistent with the Group's policy by recalculating based on percentages and other parameters adopted and considering the application of the Group's policy with reference to the requirements of the prevailing accounting standards.

## INFORMATION OTHER THAN THE CONSOLIDATED FINANCIAL STATEMENTS AND AUDITOR'S REPORT THEREON

The directors are responsible for the other information. The other information comprises all the information included in the annual report, other than the consolidated financial statements and our auditor's report thereon.

Our opinion on the consolidated financial statements does not cover the other information and we do not express any form of assurance conclusion thereon.

In connection with our audit of the consolidated financial statements, our responsibility is to read the other information and, in doing so, consider whether the other information is materially inconsistent with the consolidated financial statements or our knowledge obtained in the audit or otherwise appears to be materially misstated.

If, based on the work we have performed, we conclude that there is a material misstatement of this other information, we are required to report that fact. We have nothing to report in this regard.

## RESPONSIBILITIES OF THE DIRECTORS FOR THE CONSOLIDATED FINANCIAL STATEMENTS

The directors are responsible for the preparation of the consolidated financial statements that give a true and fair view in accordance with IFRS Accounting Standards issued by the IASB, Hong Kong Financial Reporting Standards issued by the HKICPA and the disclosure requirements of the Hong Kong Companies Ordinance and for such internal control as the directors determine is necessary to enable the preparation of consolidated financial statements that are free from material misstatement, whether due to fraud or error.

In preparing the consolidated financial statements, the directors are responsible for assessing the Group's ability to continue as a going concern, disclosing, as applicable, matters related to going concern and using the going concern basis of accounting unless the directors either intend to liquidate the Group or to cease operations, or have no realistic alternative but to do so.

The directors are assisted by the audit committee of the Company in discharging their responsibilities for overseeing the Group's financial reporting process.

## AUDITOR'S RESPONSIBILITIES FOR THE AUDIT OF THE CONSOLIDATED FINANCIAL STATEMENTS

Our objectives are to obtain reasonable assurance about whether the consolidated financial statements as a whole are free from material misstatement, whether due to fraud or error, and to issue an auditor's report that includes our opinion. This report is made solely to you, as a body, and for no other purpose. We do not assume responsibility towards or accept liability to any other person for the contents of this report.

Reasonable assurance is a high level of assurance, but is not a guarantee that an audit conducted in accordance with HKSAAs will always detect a material misstatement when it exists. Misstatements can arise from fraud or error and are considered material if, individually or in the aggregate, they could reasonably be expected to influence the economic decisions of users taken on the basis of these consolidated financial statements.

As part of an audit in accordance with HKSAAs, we exercise professional judgement and maintain professional scepticism throughout the audit. We also:

- Identify and assess the risks of material misstatement of the consolidated financial statements, whether due to fraud or error, design and perform audit procedures responsive to those risks, and obtain audit evidence that is sufficient and appropriate to provide a basis for our opinion. The risk of not detecting a material misstatement resulting from fraud is higher than for one resulting from error, as fraud may involve collusion, forgery, intentional omissions, misrepresentations or the override of internal control.

## Independent Auditor's Report

- Obtain an understanding of internal control relevant to the audit in order to design audit procedures that are appropriate in the circumstances, but not for the purpose of expressing an opinion on the effectiveness of the Group's internal control.
- Evaluate the appropriateness of accounting policies used and the reasonableness of accounting estimates and related disclosures made by the directors.
- Conclude on the appropriateness of the directors' use of the going concern basis of accounting and, based on the audit evidence obtained, whether a material uncertainty exists related to events or conditions that may cast significant doubt on the Group's ability to continue as a going concern. If we conclude that a material uncertainty exists, we are required to draw attention in our auditor's report to the related disclosures in the consolidated financial statements or, if such disclosures are inadequate, to modify our opinion. Our conclusions are based on the audit evidence obtained up to the date of our auditor's report. However, future events or conditions may cause the Group to cease to continue as a going concern.
- Evaluate the overall presentation, structure and content of the consolidated financial statements, including the disclosures, and whether the consolidated financial statements represent the underlying transactions and events in a manner that achieves fair presentation.
- Plan and perform the group audit to obtain sufficient appropriate audit evidence regarding the financial information of the entities or business units within the Group as a basis for forming an opinion on the group financial statements. We are responsible for the direction, supervision and review of the audit work performed for purposes of the group audit. We remain solely responsible for our audit opinion.

We communicate with the audit committee of the Company regarding, among other matters, the planned scope and timing of the audit and significant audit findings, including any significant deficiencies in internal control that we identify during our audit.

We also provide the audit committee of the Company with a statement that we have complied with relevant ethical requirements regarding independence and communicate with them all relationships and other matters that may reasonably be thought to bear on our independence and, where applicable, actions taken to eliminate threats or safeguards applied.

From the matters communicated with the audit committee of the Company, we determine those matters that were of most significance in the audit of the consolidated financial statements of the current period and are therefore the key audit matters. We describe these matters in our auditor's report unless law or regulation precludes public disclosure about the matter or when, in extremely rare circumstances, we determine that a matter should not be communicated in our report because the adverse consequences of doing so would reasonably be expected to outweigh the public interest benefits of such communication.

The engagement partner on the audit resulting in this independent auditor's report is Liu Hin Pan.



**KPMG**

*Certified Public Accountants*

8th Floor, Prince's Building

10 Chater Road

Central, Hong Kong

19 March 2025



# Consolidated Statement of Profit or Loss and Other Comprehensive Income

For the year ended 31 December 2024

	Note	2024 RMB'million	2023 RMB'million
Revenue	1(a)	70,826	62,356
Cost of sales		(26,794)	(23,328)
<b>Gross profit</b>		<b>44,032</b>	<b>39,028</b>
Other net income	2	2,408	1,705
Selling and distribution expenses		(25,647)	(21,673)
Administrative expenses		(4,198)	(3,693)
<b>Profit from operations</b>		<b>16,595</b>	<b>15,367</b>
Net finance income	3	1,388	991
Share of loss of a joint venture	16	–	(718)
Share of profit of an associate	17	198	–
Gain arising from equity dilution under the Amer Sports Listing	16	1,579	–
Gain arising from equity dilution under the Amer Sports Placing	17	2,090	–
Gain arising from repurchase and cancellation of 2025 Convertible Bonds	22(c)(i)	34	–
<b>Profit before taxation</b>	4	<b>21,884</b>	<b>15,640</b>
Taxation	5	(4,895)	(4,363)
<b>PROFIT FOR THE YEAR</b>		<b>16,989</b>	<b>11,277</b>
<b>Other comprehensive income/(loss) for the year</b>			
Items that may be reclassified subsequently to profit or loss:			
Foreign currency translation differences		1,387	531
Share of other comprehensive income/(loss) of a joint venture	16	138	(63)
Share of other comprehensive loss of an associate	17	(556)	–
Items that will not be reclassified to profit or loss:			
Equity investments at fair value through other comprehensive income ("FVOCI")			
– net movement in fair value reserve (non-recycling)		66	20
Share of other comprehensive income/(loss) of a joint venture	16	44	(28)
Share of other comprehensive income of an associate	17	9	–
<b>TOTAL COMPREHENSIVE INCOME FOR THE YEAR</b>		<b>18,077</b>	<b>11,737</b>
<b>PROFIT ATTRIBUTABLE TO:</b>			
Equity shareholders of the Company		15,596	10,236
Non-controlling interests		1,393	1,041
<b>PROFIT FOR THE YEAR</b>		<b>16,989</b>	<b>11,277</b>
<b>TOTAL COMPREHENSIVE INCOME ATTRIBUTABLE TO:</b>			
Equity shareholders of the Company		16,680	10,694
Non-controlling interests		1,397	1,043
<b>TOTAL COMPREHENSIVE INCOME FOR THE YEAR</b>		<b>18,077</b>	<b>11,737</b>
<b>Earnings per share</b>	8	<b>RMB</b>	<b>RMB</b>
– Basic		5.55	3.69
– Diluted		5.41	3.60

The notes, material accounting policy information and principal subsidiaries on pages 143 to 219 form part of these financial statements. Details of dividends payable to equity shareholders of the Company are set out in note 29.

# Consolidated Statement of Financial Position

As at 31 December 2024

	Note	2024 RMB'million	2023 RMB'million
<b>Non-current assets</b>			
Property, plant and equipment	10	4,687	4,143
Right-of-use assets	11	9,826	8,085
Construction in progress	12	1,465	822
Other non-current assets	13	991	567
Intangible assets	14	2,034	2,089
Investment in a joint venture	16	–	9,283
Investment in an associate	17	14,669	–
Other investments	18	3,164	1,896
Pledged deposits	21	122	–
Fixed deposits held at banks with maturity over three months	21	21,542	11,836
Deferred tax assets	26(b)	1,633	1,367
<b>Total non-current assets</b>		<b>60,133</b>	<b>40,088</b>
<b>Current assets</b>			
Inventories	19	10,760	7,210
Trade receivables	20	4,463	3,732
Other current assets	20	2,762	3,135
Amounts due from related parties	32(b)	81	49
Other investments	18	3,869	1,333
Pledged deposits	21	120	5
Fixed deposits held at banks with maturity over three months	21	19,037	21,448
Cash and cash equivalents	21	11,390	15,228
<b>Total current assets</b>		<b>52,482</b>	<b>52,140</b>
<b>Total assets</b>		<b>112,615</b>	<b>92,228</b>

	Note	2024 RMB'million	2023 RMB'million
<b>Current liabilities</b>			
Borrowings	22	8,583	3,996
Trade payables	23	4,332	3,195
Other current liabilities	23	9,017	7,813
Payable to non-controlling interests		–	29
Lease liabilities		3,179	2,701
Amounts due to related parties	32(b)	96	32
Current taxation	26(a)	3,386	2,825
<b>Total current liabilities</b>		<b>28,593</b>	<b>20,591</b>
<b>Net current assets</b>		<b>23,889</b>	<b>31,549</b>
<b>Total assets less current liabilities</b>		<b>84,022</b>	<b>71,637</b>
<b>Non-current liabilities</b>			
Borrowings	22	12,233	10,948
Lease liabilities		4,125	3,824
Deferred tax liabilities	26(b)	925	855
<b>Total non-current liabilities</b>		<b>17,283</b>	<b>15,627</b>
<b>Total liabilities</b>		<b>45,876</b>	<b>36,218</b>
<b>Net assets</b>		<b>66,739</b>	<b>56,010</b>
<b>Equity</b>			
Share capital	27	271	272
Reserves	28	61,458	51,188
<b>Total equity attributable to equity shareholders of the Company</b>		<b>61,729</b>	<b>51,460</b>
<b>Non-controlling interests</b>		<b>5,010</b>	<b>4,550</b>
<b>Total liabilities and equity</b>		<b>112,615</b>	<b>92,228</b>

The notes, material accounting policy information and principal subsidiaries on pages 143 to 219 form part of these financial statements.



**Ding Shizhong**  
Chairman and Executive Director



**Lai Shixian**  
Executive Director and Co-Chief Executive Officer

Hong Kong SAR, 19 March 2025

# Consolidated Statement of Changes in Equity

For the year ended 31 December 2024

	Note	Attributable to equity shareholders of the Company			Non-controlling interests RMB'million	Total equity RMB'million
		Share capital RMB'million	Reserves RMB'million	Total RMB'million		
<b>Balances as at 1 January 2023</b>		262	34,138	34,400	3,439	37,839
<b>Changes in equity for 2023:</b>						
– Profit for the year		–	10,236	10,236	1,041	11,277
– Other comprehensive income for the year		–	458	458	2	460
Total comprehensive income for the year		–	10,694	10,694	1,043	11,737
Dividends approved in respect of the previous year	29(b)	–	(1,852)	(1,852)	–	(1,852)
Dividends declared in respect of the current year	29(a)	–	(2,170)	(2,170)	–	(2,170)
Shares allotted and issued under a placing and subscription agreement	27	10	10,487	10,497	–	10,497
Shares purchased under share award scheme	25(b)	–	(113)	(113)	–	(113)
Equity-settled share-based payment transactions	28(f)	–	215	215	–	215
Share of other reserves of a joint venture	16	–	(37)	(37)	–	(37)
Acquisition of a subsidiary		–	(174)	(174)	37	(137)
Capital contribution by non-controlling interests of subsidiaries		–	–	–	259	259
Dividends to non-controlling interests of subsidiaries		–	–	–	(228)	(228)
<b>Balances as at 31 December 2023 and 1 January 2024</b>		<b>272</b>	<b>51,188</b>	<b>51,460</b>	<b>4,550</b>	<b>56,010</b>
<b>Changes in equity for 2024:</b>						
– Profit for the year		–	15,596	15,596	1,393	16,989
– Other comprehensive income for the year		–	1,084	1,084	4	1,088
Total comprehensive income for the year		–	16,680	16,680	1,397	18,077
Dividends approved in respect of the previous year	29(b)	–	(3,044)	(3,044)	–	(3,044)
Dividends declared in respect of the current year	29(a)	–	(3,028)	(3,028)	–	(3,028)
Repurchase and cancellation of shares	28(g)	(1)	(1,209)	(1,210)	–	(1,210)
Shares purchased under share award scheme	25(b)	–	(1,007)	(1,007)	–	(1,007)
Equity-settled share-based payment transactions	28(f)	–	275	275	–	275
Repurchase and cancellation of 2025 Convertible Bonds	22(c)(i)	–	(135)	(135)	–	(135)
Issuance of 2029 Convertible Bonds	22(c)(ii)	–	1,657	1,657	–	1,657
Share of other reserves of a joint venture	16	–	2	2	–	2
Share of other reserves of an associate	17	–	248	248	–	248
Reclassification of relevant reserves arising from equity dilution under the Amer Sports Listing	16	–	(127)	(127)	–	(127)
Reclassification of relevant reserves arising from equity dilution under the Amer Sports Placing	17	–	(67)	(67)	–	(67)
Capital contribution by non-controlling interests of subsidiaries		–	–	–	65	65
Capital reduction by non-controlling interests of a subsidiary		–	–	–	(23)	(23)
Acquisition of partial interests in a subsidiary		–	25	25	(22)	3
Dividends to non-controlling interests of subsidiaries		–	–	–	(957)	(957)
<b>Balances as at 31 December 2024</b>		<b>271</b>	<b>61,458</b>	<b>61,729</b>	<b>5,010</b>	<b>66,739</b>

The notes, material accounting policy information and principal subsidiaries on pages 143 to 219 form part of these financial statements.

# Consolidated Statement of Cash Flows

For the year ended 31 December 2024

	Note	2024 RMB'million	2023 RMB'million
<b>Operating activities</b>			
Profit before taxation		21,884	15,640
Adjustments for:			
– Depreciation of property, plant and equipment	10	1,023	1,018
– Depreciation of right-of-use assets	11	4,305	3,844
– Amortisation of intangible assets	14	143	125
– Dividend income	2	(5)	(3)
– Interest expenses	3	626	521
– Interest income	3	(1,846)	(1,470)
– Change in fair value of financial assets measured at fair value through profit or loss (“FVTPL”)	3	(88)	–
– Net loss on disposal of property, plant and equipment	2	46	1
– Net gain on disposal of right-of-use assets	2	(45)	(34)
– Impairment loss of trade receivables	4(b)	26	5
– Reversal of write-down of inventories	19(b)	(132)	(20)
– Share of loss of a joint venture	16	–	718
– Share of profit of an associate	17	(198)	–
– Equity-settled share-based payment transactions	4(a)	275	215
– Gain arising from equity dilution under the Amer Sports Listing	16	(1,579)	–
– Gain arising from equity dilution under the Amer Sports Placing	17	(2,090)	–
– Gain arising from repurchase and cancellation of 2025 Convertible Bonds	22(c)(i)	(34)	–
– Net foreign exchange gain		(80)	(42)
– Unrealised gain from transactions with an associate	17	10	–
Changes in working capital			
– (Increase)/decrease in inventories		(3,410)	1,339
– Increase in trade receivables and other current assets		(362)	(1,189)
– Increase in amounts due from related parties		(24)	(49)
– Increase in other non-current assets		(81)	(31)
– Increase in trade payables and other current liabilities		1,590	1,582
– Increase in amounts due to related parties		64	7
<b>Cash generated from operations</b>		<b>20,018</b>	<b>22,177</b>
Income tax paid		(4,532)	(3,584)
Interest received		1,255	1,041
<b>Net cash generated from operating activities</b>		<b>16,741</b>	<b>19,634</b>
<b>Investing activities</b>			
Payments for purchase of property, plant and equipment		(1,412)	(744)
Payments for construction in progress		(846)	(417)
Payments for purchase of intangible assets		(133)	(160)
Payments for obtaining land use rights of leasehold land		(1,069)	(73)
Payment for the Amer Sports Cornerstone Investment	16	(1,595)	–
Net payments of other investments		(3,388)	(1,497)
Net placements of pledged deposits		(232)	–
Placements of fixed deposits held at banks with maturity over three months		(33,433)	(42,801)
Uplift of fixed deposits held at banks with maturity over three months		27,228	20,313
Payments for acquisition of subsidiaries, net of cash acquired		(38)	(481)
Other cash flows derived from investing activities		54	67
<b>Net cash used in investing activities</b>		<b>(14,864)</b>	<b>(25,793)</b>



## Consolidated Statement of Cash Flows (Continued)

For the year ended 31 December 2024

	Note	2024 RMB'million	2023 RMB'million
<b>Financing activities</b>			
Drawdowns of new bank loans	21(b)	2,210	2,500
Repayments of bank loans	21(b)	(3,331)	(2,058)
Payments of interest expense on bank loans	21(b)	(188)	(59)
Net proceeds from bills payable (financing in nature)	21(b)	4,600	1,900
Repayments of medium term notes	21(b)	–	(1,000)
Payments of interest expense on medium term notes	21(b)	(14)	(54)
Payments of repurchase of 2025 Convertible Bonds	21(b)	(7,499)	–
Net proceeds from issuance of 2029 Convertible Bonds	21(b)	11,667	–
Payments of lease liabilities	21(b)	(4,275)	(4,151)
Payments for repurchase of shares	28(g)	(844)	–
Payments for shares purchased under share award scheme	25(b)	(1,007)	(113)
Dividends paid to equity shareholders of the Company	29	(6,072)	(4,022)
Capital contribution by non-controlling interests of subsidiaries		65	259
Capital reduction by non-controlling interest of a subsidiary		(23)	–
Dividends paid to non-controlling interests of subsidiaries		(957)	(228)
Payments for acquisition of partial interests in a subsidiary		(93)	–
Net proceeds from shares allotted and issued under a placing and subscription agreement	27	–	10,497
<b>Net cash (used in)/generated from financing activities</b>		<b>(5,761)</b>	<b>3,471</b>
<b>Net decrease in cash and cash equivalents</b>		<b>(3,884)</b>	<b>(2,688)</b>
<b>Cash and cash equivalents as at 1 January</b>		<b>15,228</b>	<b>17,378</b>
<b>Effect of foreign exchange rate changes</b>		<b>46</b>	<b>538</b>
<b>Cash and cash equivalents as at 31 December</b>	21(a)	<b>11,390</b>	<b>15,228</b>

The notes, material accounting policy information and principal subsidiaries on pages 143 to 219 form part of these financial statements.

# Notes to the Financial Statements

(Expressed in Renminbi unless otherwise indicated)

## 1. REVENUE AND SEGMENT REPORTING

### (a) Revenue

The principal activities of the Group are R&D, design, manufacturing, marketing, and sales of professional sports products including footwear, apparel and accessories. As at 31 December 2024, the Group also has an investment in an associate (2023: an investment in a joint venture), the principal activity of which is operating Amer Sports business, as detailed in note 16 and 17.

The Group's (other than the associate/joint venture) revenue, expenses, results, assets and liabilities are predominantly attributable to a single geographical region, which is China. Therefore, no analysis by geographical regions is presented.

Revenue represents the sales value of goods sold less returns, discounts, rebates and value added tax. Disaggregation of revenue from contracts with customers by product categories is as follows:

	2024 RMB'million	2023 RMB'million
Footwear	29,202	25,332
Apparel	39,385	35,067
Accessories	2,239	1,957
	<b>70,826</b>	62,356

For the year ended 31 December 2024, there was no customer with whom transactions have exceeded 10% of the Group's revenue (2023: Nil).

The Group has applied practical expedient in paragraph 121 of IFRS/HKFRS 15, *Revenue from Contracts with Customers* to exempt the disclosure of revenue expected to be recognised in the future arising from contracts with customers in existence at the end of reporting period as the performance obligation is part of a contract that has an original expected duration of one year or less.

## Notes to the Financial Statements

(Expressed in Renminbi unless otherwise indicated)

### 1. REVENUE AND SEGMENT REPORTING (Continued)

#### (b) Segment reporting

The CEO and senior management team are the Group's chief operating decision-makers (the "CODMs"). The CODMs review the Group's internal reports periodically in order to assess performance and allocate resources from a brand perspective. Consistent with the way in which information is reported internally to the CODMs, the Group has presented two reportable segments of ANTA brand and FILA brand, respectively. Other than the two reportable segments, all other operating segments have been aggregated and presented as "all other brands". The segment information for the reporting period is as follows:

	ANTA brand RMB'million	FILA brand RMB'million	All other brands RMB'million	Headquarters and unallocated items RMB'million	Total RMB'million
<b>For the year ended 31 December 2024</b>					
<b>Revenue</b>					
– Revenue from external customers	33,522	26,626	10,678	–	70,826
<b>Gross profit</b>	18,274	18,051	7,707	–	44,032
<b>Results</b>	7,035	6,738	3,050	(228)	16,595
– Net finance income	–	–	–	1,388	1,388
– Share of profit of an associate	–	–	–	198	198
– Gain arising from equity dilution under the Amer Sports Listing	–	–	–	1,579	1,579
– Gain arising from equity dilution under the Amer Sports Placing	–	–	–	2,090	2,090
– Gain arising from repurchase and cancellation of 2025 Convertible Bonds	–	–	–	34	34
<b>Profit before taxation</b>	7,035	6,738	3,050	5,061	21,884
<b>As at 31 December 2024</b>					
<b>Assets</b>					
– Investment in an associate	–	–	–	14,669	14,669
– Other investments	–	–	–	7,033	7,033
– Deferred tax assets	–	–	–	1,633	1,633
– Cash and cash equivalents, fixed deposits held at banks and pledged deposits	17,758	3,045	4,141	27,267	52,211
– Other assets	13,270	10,362	5,781	7,717	37,130
<i>Reconciliation:</i>					
– Elimination of internal borrowings	–	–	–	(61)	(61)
<b>Total assets</b>	31,028	13,407	9,922	58,258	112,615
<b>Liabilities</b>					
– Borrowings	–	–	–	20,816	20,816
– Current taxation	–	–	–	3,386	3,386
– Deferred tax liabilities	–	–	–	925	925
– Other liabilities	8,765	6,961	3,291	1,793	20,810
<i>Reconciliation:</i>					
– Elimination of internal borrowings	–	–	(61)	–	(61)
<b>Total liabilities</b>	8,765	6,961	3,230	26,920	45,876

## 1. REVENUE AND SEGMENT REPORTING (Continued)

### (b) Segment reporting (Continued)

	ANTA brand RMB'million	FILA brand RMB'million	All other brands RMB'million	Headquarters and unallocated items RMB'million	Total RMB'million
<b>For the year ended 31 December 2023</b>					
<b>Revenue</b>					
– Revenue from external customers	30,306	25,103	6,947	–	62,356
<b>Gross profit</b>	16,648	17,315	5,065	–	39,028
<b>Results</b>	6,731	6,916	1,886	(166)	15,367
– Net finance income	–	–	–	991	991
– Share of loss of a joint venture	–	–	–	(718)	(718)
<b>Profit before taxation</b>	6,731	6,916	1,886	107	15,640
<b>As at 31 December 2023</b>					
<b>Assets</b>					
– Investment in a joint venture	–	–	–	9,283	9,283
– Other investments	–	–	–	3,229	3,229
– Deferred tax assets	–	–	–	1,367	1,367
– Cash and cash equivalents, fixed deposits held at banks and pledged deposits	14,475	4,454	2,920	26,668	48,517
– Other assets	11,818	8,445	4,080	5,680	30,023
<i>Reconciliation:</i>					
– Elimination of internal borrowings	–	–	–	(191)	(191)
<b>Total assets</b>	26,293	12,899	7,000	46,036	92,228
<b>Liabilities</b>					
– Borrowings	–	–	–	14,944	14,944
– Current taxation	–	–	–	2,825	2,825
– Deferred tax liabilities	–	–	–	855	855
– Other liabilities	8,117	6,284	2,286	1,098	17,785
<i>Reconciliation:</i>					
– Elimination of internal borrowings	(23)	–	(168)	–	(191)
<b>Total liabilities</b>	8,094	6,284	2,118	19,722	36,218

For reconciliation purpose, “Headquarters and unallocated items” is also presented in the segment information.

## Notes to the Financial Statements

(Expressed in Renminbi unless otherwise indicated)

### 2. OTHER NET INCOME

	2024 RMB'million	2023 RMB'million
Government grants <sup>(i)</sup>	2,224	1,493
Net loss on disposal of property, plant and equipment	(46)	(1)
Net gain on disposal of right-of-use assets	45	34
Dividend income from equity investments	5	3
Income on original equipment manufacturer ("OEM") business	149	165
Costs on OEM business	(118)	(129)
Others	149	140
	<b>2,408</b>	<b>1,705</b>

(i) Government grants were received or receivable from several local government authorities as a recognition of the Group's contribution towards the local economic development, of which the entitlement was unconditional and at the discretion of the relevant authorities.

### 3. NET FINANCE INCOME

	2024 RMB'million	2023 RMB'million
Total interest income on financial assets measured at amortised cost	1,846	1,470
Net gain on forward foreign exchange contracts	62	–
Change in fair value of financial assets measured at FVTPL	88	–
Other net foreign exchange gain	18	72
	<b>2,014</b>	<b>1,542</b>
Interest expense on lease liabilities	(331)	(305)
Total interest expense on other financial liabilities measured at amortised cost	(310)	(222)
Less: interest expenses capitalised into properties under development <sup>(i)</sup>	15	6
Net loss on forward foreign exchange contracts	–	(30)
	<b>(626)</b>	<b>(551)</b>
<b>Net finance income</b>	<b>1,388</b>	<b>991</b>

(i) The borrowing costs have been capitalised at a rate of 2.80% per annum (2023: 2.80%).



## 4. PROFIT BEFORE TAXATION

Profit before taxation is arrived at after charging:

	2024 RMB'million	2023 RMB'million
<b>(a) Staff costs<sup>(i)</sup> &amp; <sup>(ii)</sup>:</b>		
Salaries, wages and other benefits	8,882	8,002
Contributions to defined contribution retirement plans	1,334	1,087
Equity-settled share-based payment transactions (note 28(f))	275	215
	<b>10,491</b>	<b>9,304</b>
<b>(b) Other items:</b>		
Cost of inventories <sup>(i)</sup> (note 19(b))	26,794	23,328
Research and development costs <sup>(i)</sup> & <sup>(ii)</sup>	1,991	1,614
Subcontracting charges <sup>(i)</sup>	395	303
Depreciation <sup>(i)</sup>		
– Property, plant and equipment (note 10)	1,023	1,018
– Right-of-use assets (note 11)	4,305	3,844
Amortisation of intangible assets (note 14)	143	125
Impairment loss of trade receivables (note 20)	26	5
Variable lease payments not included in the measurement of lease liabilities	3,413	3,023
Auditor's remuneration	16	15

(i) Cost of inventories includes research and development costs, subcontracting charges, staff costs and depreciation, total amounting to RMB3,528 million (2023: RMB3,024 million).

(ii) Research and development costs include staff costs of employees in the research and development department, of which RMB761 million (2023: RMB620 million) are included in the staff costs as disclosed above.

## Notes to the Financial Statements

(Expressed in Renminbi unless otherwise indicated)

### 5. TAXATION IN THE CONSOLIDATED STATEMENT OF PROFIT OR LOSS AND OTHER COMPREHENSIVE INCOME

(a) Taxation in the consolidated statement of profit or loss and other comprehensive income represents:

	2024 RMB'million	2023 RMB'million
<b>Current tax</b>		
PRC Corporate Income Tax and income taxes of other tax jurisdictions	4,453	3,735
<b>Deferred tax</b>		
Dividends withholding tax	731	597
Origination and reversal of other temporary differences	(289)	31
Subtotal	442	628
Total	4,895	4,363

- (i) In accordance with the relevant PRC Corporate Income Tax laws, implementation regulations and guidance notes, certain subsidiaries in Mainland China are entitled to tax concessions whereby the profits of these subsidiaries are taxed at a preferential income tax rate. Taxation of the Group's other subsidiaries in Mainland China are calculated using the applicable income tax rates of 25%.
- (ii) Taxation for subsidiaries in other tax jurisdictions amounting to RMB3 million (2023: RMB14 million) was charged at the appropriate current rates under the relevant taxation rulings.
- (iii) According to the PRC Corporate Income Tax Law and its implementation regulations, dividends receivable by non-Mainland China corporate residents from Mainland China enterprises are subject to withholding tax at a rate of 10%, unless reduced by tax treaties or arrangements, for profits earned since 1 January 2008. In addition, under the Arrangement between the Mainland China and the Hong Kong SAR for the Avoidance of Double Taxation and the Prevention of Fiscal Evasion with respect to Taxes on Income and its relevant regulations, a qualified Hong Kong tax resident will be liable for withholding tax at the rate of 5% for dividend income derived from Mainland China if the Hong Kong tax resident is the "beneficial owner" and holds 25% or more of the equity interests of the Mainland China company. Deferred tax liabilities have been provided for based on the expected dividends to be distributed from these subsidiaries in the foreseeable future in respect of the profits generated since 1 January 2008.
- Dividends withholding tax represents tax charged by tax authority on dividends distributed by the Group's subsidiaries in Mainland China during the reporting period.
- (iv) The Organisation for Economic Co-operation and Development ("OECD") published Pillar Two model rules in December 2021, with the effect that a jurisdiction may enact domestic tax laws ("Pillar Two Tax Legislation") to implement the Pillar Two model rules on a globally agreed common approach. The Group is within the scope of the OECD Pillar Two model rules as the Group's consolidated annual revenue has exceeded EUR750 million.

Pillar Two Tax Legislation has enacted or substantially enacted in several tax jurisdictions in which the Company and its subsidiaries operate and has come into effect from 1 January 2024. The Group applies the exception to recognising and disclosing information about deferred tax assets and liabilities related to Pillar Two income taxes, as provided in the amendments to IAS/HKAS 12. Under the Pillar Two Tax Legislation, if the constituent entities in one tax jurisdiction fail to satisfy any safe harbour rules and the Global Anti-Base Erosion (GloBE) effective tax rate is lower than the minimum rate of 15%, the Group is liable to pay a top-up tax for the difference between the GloBE effective tax rate per tax jurisdiction and the minimum rate of 15%.

Since the major operations of the Group are in Mainland China, based on the information currently available, the impact of these rules on the Group's income tax position is not material.

(b) Reconciliation between tax expense and accounting profit at applicable tax rates:

	2024 RMB'million	2023 RMB'million
Profit before taxation	21,884	15,640
Notional tax on profit before taxation, calculated at the applicable rates in the tax jurisdictions concerned	4,441	4,056
Tax effect of non-deductible expenses	2	15
Tax effect of non-taxable income	(221)	(165)
Tax effect of unused tax losses not recognised	72	49
Withholding tax on profits retained by Mainland China subsidiaries (note 5(a)(iii))	731	597
Effect of tax concessions (note 5(a)(i))	(130)	(189)
Actual tax expense	4,895	4,363

## 6. DIRECTORS' EMOLUMENTS

Details of directors' emoluments of the Company are set out below:

	Fees RMB'000	Basic salaries, allowances and other benefits RMB'000	Contributions to retirement benefit scheme RMB'000	Discretionary bonuses RMB'000	Equity-settled share-based payment transaction <sup>(i)</sup> RMB'000	Total RMB'000
<b>Year ended 31 December 2024</b>						
<b>Executive Directors</b>						
Mr. Ding Shizhong	–	1,080	98	532	–	1,710
Mr. Ding Shijia	–	1,000	98	–	–	1,098
Mr. Lai Shixian	–	1,500	98	–	1,463	3,061
Mr. Wu Yonghua	–	2,000	98	–	–	2,098
Mr. Zheng Jie	–	934	–	–	–	934
Mr. Bi Mingwei	–	4,834	108	2,121	3,202	10,265
	–	11,348	500	2,653	4,665	19,166
<b>Independent Non-Executive Directors</b>						
Mr. Yiu Kin Wah Stephen	1,121	–	–	–	–	1,121
Mr. Lai Hin Wing Henry Stephen	560	–	–	–	–	560
Ms. Wang Jiaqian	560	–	–	–	–	560
Ms. Xia Lian	546	–	–	–	–	546
	2,787	–	–	–	–	2,787
<b>Total</b>	<b>2,787</b>	<b>11,348</b>	<b>500</b>	<b>2,653</b>	<b>4,665</b>	<b>21,953</b>
<b>Year ended 31 December 2023</b>						
<b>Executive Directors</b>						
Mr. Ding Shizhong	–	1,080	92	532	–	1,704
Mr. Ding Shijia	–	1,000	92	–	–	1,092
Mr. Lai Shixian	–	1,500	92	–	5,215	6,807
Mr. Wu Yonghua	–	2,000	92	–	–	2,092
Mr. Zheng Jie	–	6,200	143	1,800	–	8,143
Mr. Bi Mingwei	–	4,638	104	2,455	1,564	8,761
	–	16,418	615	4,787	6,779	28,599
<b>Independent Non-Executive Directors</b>						
Mr. Yiu Kin Wah Stephen	1,100	–	–	–	–	1,100
Mr. Lai Hin Wing Henry Stephen	550	–	–	–	–	550
Ms. Wang Jiaqian	550	–	–	–	–	550
Ms. Xia Lian	536	–	–	–	–	536
	2,736	–	–	–	–	2,736
<b>Total</b>	<b>2,736</b>	<b>16,418</b>	<b>615</b>	<b>4,787</b>	<b>6,779</b>	<b>31,335</b>

(i) These amounts represent the estimated value of awarded shares granted to the director(s) under a share award scheme of the Company (note 25(b)). The value of these awarded shares is measured according to the Group's accounting policy (T)(ii) for share-based payment transactions.

## Notes to the Financial Statements

(Expressed in Renminbi unless otherwise indicated)

### 6. DIRECTORS' EMOLUMENTS (Continued)

During the reporting period, no amount was paid or payable by the Company to the directors or any of the 5 highest paid individuals set out in note 7 as an inducement to join or upon joining the Group or as compensation for loss of office. There was no arrangement under which a director waived or agreed to waive any remuneration during the reporting period.

### 7. INDIVIDUALS WITH HIGHEST EMOLUMENTS

Of the 5 individuals with the highest emoluments, 1 individual (2023: 3 individuals) are also director of the Company whose emoluments are disclosed in note 6. The aggregate of the emoluments in respect of the remaining 4 individuals (2023: 2 individuals) are as follows:

	2024 RMB'000	2023 RMB'000
Salaries and other emoluments	13,817	7,109
Discretionary bonuses	5,685	3,430
Equity-settled share-based payment transactions <sup>(i)</sup>	15,934	5,768
Contributions to retirement benefit scheme	386	204
	<b>35,822</b>	<b>16,511</b>

(i) These amounts represent the estimated value of awarded shares granted to the individual(s) under a share award scheme of the Company (note 25(b)). The value of these awarded shares is measured according to the Group's accounting policy (T)(ii) for share-based payment transactions.

The 4 individuals (2023: 2 individuals) are neither senior management nor director of the Company. The emoluments of the 4 individuals (2023: 2 individuals) with the highest emoluments are within the following bands:

	Number of individuals	
	2024	2023
RMB6,500,001 to RMB7,000,000	–	1
RMB7,500,001 to RMB8,000,000	1	–
RMB9,000,001 to RMB9,500,000	2	–
RMB9,500,001 to RMB10,000,000	1	1

## 8. EARNINGS PER SHARE

### (a) Basic earnings per share

The calculation of basic earnings per share is based on the profit attributable to equity shareholders of the Company and the weighted average number of ordinary shares in issue during the reporting period.

#### *Profit attributable to equity shareholders of the Company*

	2024 RMB'million	2023 RMB'million
<b>Profit attributable to equity shareholders of the Company</b>	<b>15,596</b>	10,236

#### *Weighted average number of ordinary shares*

	2024 '000 Shares	2023 '000 Shares
<b>Issued ordinary shares as at 1 January</b>	<b>2,832,624</b>	2,713,624
Effect of shares held under share award scheme	(25,160)	(20,849)
Effect of shares vested under share award scheme	1,846	789
Effect of repurchase and cancellation of shares	(933)	–
Effect of shares allotted and issued under a placing and subscription agreement	–	81,181
<b>Weighted average number of ordinary shares as at 31 December</b>	<b>2,808,377</b>	2,774,745

### (b) Diluted earnings per share

The calculation of the diluted earnings per share is based on the profit attributable to equity shareholders of the Company and the weighted average number of ordinary shares, as adjusted for the effects of all dilutive potential ordinary shares.

#### *Profit attributable to equity shareholders of the Company (diluted)*

	2024 RMB'million	2023 RMB'million
Profit attributable to equity shareholders of the Company	15,596	10,236
Adjustment for interest on convertible bonds, net of tax	127	91
<b>Profit attributable to equity shareholders of the Company (diluted)</b>	<b>15,723</b>	10,327

#### *Weighted average number of ordinary shares (diluted)*

	2024 '000 Shares	2023 '000 Shares
<b>Weighted average number of ordinary shares as at 31 December</b>	<b>2,808,377</b>	2,774,745
Effect of awarded shares under share award scheme	6,530	6,551
Effect of conversion of:		
– 2025 Convertible Bonds	82,789	85,760
– 2029 Convertible Bonds	8,353	–
<b>Weighted average number of ordinary shares (diluted) as at 31 December</b>	<b>2,906,049</b>	2,867,056



## Notes to the Financial Statements

(Expressed in Renminbi unless otherwise indicated)

### 9. COMPANY-LEVEL STATEMENT OF FINANCIAL POSITION

	Note	2024 RMB'million	2023 RMB'million
<b>Non-current assets</b>			
Investments in subsidiaries	15	11,452	8,638
<b>Total non-current assets</b>		11,452	8,638
<b>Current assets</b>			
Other receivables		–	1
Amounts due from subsidiaries		32,660	27,639
Fixed deposits held at banks with maturity over three months		192	–
Cash and cash equivalents		725	470
<b>Total current assets</b>		33,577	28,110
<b>Total assets</b>		45,029	36,748
<b>Current liabilities</b>			
Borrowings		506	14
Amounts due to subsidiaries		600	33
Other payables		372	1
<b>Total current liabilities</b>		1,478	48
<b>Net current assets</b>		32,099	28,062
<b>Total assets less current liabilities</b>		43,551	36,700
<b>Non-current liabilities</b>			
Borrowings		–	492
<b>Total liabilities</b>		1,478	540
<b>Net assets</b>		43,551	36,208
<b>Equity</b>			
Share capital	27	271	272
Reserves	28	43,280	35,936
<b>Total equity</b>		43,551	36,208
<b>Total liabilities and equity</b>		45,029	36,748

## 10. PROPERTY, PLANT AND EQUIPMENT

	Buildings RMB'million	Plant and machinery RMB'million	Furniture and fixtures RMB'million	Retail outlets leasehold improvements RMB'million	Motor vehicles RMB'million	Total RMB'million
<b>Cost:</b>						
<b>As at 1 January 2023</b>	3,098	568	807	1,646	68	6,187
Additions	38	28	104	538	10	718
Acquisition of a subsidiary	–	–	1	20	–	21
Transfer from construction in progress (note 12)	667	21	64	–	3	755
Disposals	(3)	(6)	(29)	(158)	(5)	(201)
<b>As at 31 December 2023 and 1 January 2024</b>	<b>3,800</b>	<b>611</b>	<b>947</b>	<b>2,046</b>	<b>76</b>	<b>7,480</b>
Additions	–	41	84	986	5	1,116
Transfer from construction in progress (note 12)	4	278	227	3	5	517
Disposals	(153)	(24)	(140)	(153)	(2)	(472)
<b>As at 31 December 2024</b>	<b>3,651</b>	<b>906</b>	<b>1,118</b>	<b>2,882</b>	<b>84</b>	<b>8,641</b>
<b>Accumulated depreciation:</b>						
<b>As at 1 January 2023</b>	790	227	481	929	44	2,471
Charge for the year (note 4)	163	45	115	687	8	1,018
Written back on disposals	–	(1)	(8)	(138)	(5)	(152)
<b>As at 31 December 2023 and 1 January 2024</b>	<b>953</b>	<b>271</b>	<b>588</b>	<b>1,478</b>	<b>47</b>	<b>3,337</b>
Charge for the year (note 4)	166	61	144	645	7	1,023
Written back on disposals	(102)	(19)	(131)	(153)	(1)	(406)
<b>As at 31 December 2024</b>	<b>1,017</b>	<b>313</b>	<b>601</b>	<b>1,970</b>	<b>53</b>	<b>3,954</b>
<b>Net book value:</b>						
<b>As at 31 December 2024</b>	<b>2,634</b>	<b>593</b>	<b>517</b>	<b>912</b>	<b>31</b>	<b>4,687</b>
As at 31 December 2023	2,847	340	359	568	29	4,143

All of the Group's buildings and plant and machinery are located in Mainland China.

## Notes to the Financial Statements

(Expressed in Renminbi unless otherwise indicated)

### 11. RIGHT-OF-USE ASSETS

	Leasehold land RMB'million	Properties leased for own use RMB'million	Total RMB'million
<b>Net book value:</b>			
<b>As at 1 January 2023</b>	1,381	6,634	8,015
Additions	73	4,111	4,184
Acquisition of a subsidiary	–	80	80
Depreciation charge for the year (note 4)	(33)	(3,811)	(3,844)
Disposals	(18)	(332)	(350)
<b>As at 31 December 2023 and 1 January 2024</b>	<b>1,403</b>	<b>6,682</b>	<b>8,085</b>
Additions	1,054	5,323	6,377
Depreciation charge for the year (note 4)	(36)	(4,269)	(4,305)
Disposals	–	(331)	(331)
<b>As at 31 December 2024</b>	<b>2,421</b>	<b>7,405</b>	<b>9,826</b>

Details of the maturity analysis of lease liabilities are set out in note 30(b).

#### (a) Leasehold land

The Group has obtained land use rights of leasehold land for properties held for own use in Mainland China.

#### (b) Properties leased for own use

The Group has obtained the right to use properties as its offices, warehouses and retail stores through tenancy agreements. The leases typically run for an initial period of 1 to 5 years. Total cash outflow for the leases in the reporting period was RMB7,649 million (2023: RMB7,076 million).

### 12. CONSTRUCTION IN PROGRESS

	2024 RMB'million	2023 RMB'million
<b>As at 1 January</b>	<b>822</b>	1,058
Additions	1,160	519
Transfer to property, plant and equipment (note 10)	(517)	(755)
<b>As at 31 December</b>	<b>1,465</b>	822

Construction in progress represents buildings under construction and plant and equipment pending for installation in Mainland China.

### 13. OTHER NON-CURRENT ASSETS

	2024 RMB'million	2023 RMB'million
Long-term rental deposits	608	525
Prepayments for obtaining land use rights of leasehold land	18	3
Prepayments for acquisition of other non-current assets	365	39
	991	567

### 14. INTANGIBLE ASSETS

	Patents and trademarks RMB'million	Computer software RMB'million	Goodwill RMB'million	Total RMB'million
<b>Cost:</b>				
<b>As at 1 January 2023</b>	1,646	459	–	2,105
Additions	–	121	–	121
Acquisition of a subsidiary	207	2	405	614
Disposal	–	(138)	–	(138)
<b>As at 31 December 2023 and 1 January 2024</b>	<b>1,853</b>	<b>444</b>	<b>405</b>	<b>2,702</b>
Additions	–	90	–	90
Disposal	–	(20)	–	(20)
<b>As at 31 December 2024</b>	<b>1,853</b>	<b>514</b>	<b>405</b>	<b>2,772</b>
<b>Accumulated amortisation:</b>				
<b>As at 1 January 2023</b>	275	350	–	625
Charge for the year (note 4)	41	84	–	125
Disposal	–	(137)	–	(137)
<b>As at 31 December 2023 and 1 January 2024</b>	<b>316</b>	<b>297</b>	<b>–</b>	<b>613</b>
Charge for the year (note 4)	52	91	–	143
Disposal	–	(18)	–	(18)
<b>As at 31 December 2024</b>	<b>368</b>	<b>370</b>	<b>–</b>	<b>738</b>
<b>Net book value:</b>				
<b>As at 31 December 2024</b>	<b>1,485</b>	<b>144</b>	<b>405</b>	<b>2,034</b>
As at 31 December 2023	1,537	147	405	2,089

The amortisation charge for the year is included in administrative expenses of profit or loss.

## Notes to the Financial Statements

(Expressed in Renminbi unless otherwise indicated)

### 15. INVESTMENTS IN SUBSIDIARIES

The investments in subsidiaries represent cost of unlisted shares of the subsidiaries. Details of principal subsidiaries as at 31 December 2024 are shown on pages 208 to 219.

### 16. INVESTMENT IN A JOINT VENTURE

	2024 RMB'million	2023 RMB'million
<b>As at 1 January</b>	<b>9,283</b>	9,343
Before Amer Sports Listing:		
– Share of loss	–	(718)
– Share of other comprehensive income/(loss)	182	(91)
– Share of other reserves	2	(37)
– Cash distribution	(38)	–
– Foreign currency translation differences	73	786
Impact of the Amer Sports Listing:		
– Share of net proceeds from Amer Sports Listing	4,736	–
– Share of equity dilution	(1,689)	–
Transfer to investment in an associate (note 17)	(12,549)	–
<b>As at 31 December</b>	<b>–</b>	9,283

As at 31 December 2023, details of the Group's interest in the joint venture, which is accounted for using the equity method in the consolidated financial statements, are as follows:

Name of joint venture	Place of incorporation/ business	Proportion of interest held	Proportion of voting rights held
Amer Sports Holding (Cayman) Limited ("AS Holding")	Cayman Islands/Worldwide	52.70%	57.70%

Before the completion of the Amer Sports Listing (as defined below) and the post-listing reorganisation at the shareholders level of Amer Sports, Inc. on 9 February 2024, the Group accounted for AS Holding as an investment in a joint venture using the equity method in the consolidated financial statements of the Group under applicable financial reporting standards, as decisions about certain key activities of AS Holding required the consent of directors nominated by other shareholders.

AS Holding was an unlisted corporate entity whose quoted market price was not available.



## 16. INVESTMENT IN A JOINT VENTURE (Continued)

Summarised consolidated financial information of AS Holding, as reported previously and following the accounting policies adopted by the Group, and a reconciliation to the carrying amount in the consolidated financial statements, are as follows:

	2023 RMB'million
Non-current assets	42,842
Current assets	17,181
Current liabilities	(21,653)
Non-current liabilities	(20,722)
Non-controlling interests	(32)
Equity attributable to equity shareholders	17,616
Included in the above assets and liabilities:	
Cash and cash equivalents	3,558
Current financial liabilities (excluding trade and other payables and provisions)	(13,067)
Non-current financial liabilities (excluding trade and other payables and provisions)	(13,406)

	2023 RMB'million
Revenue	31,248
Post-tax loss	(1,367)
Other comprehensive loss	(172)
Total comprehensive loss	(1,539)
Included in the above profit or loss:	
Depreciation and amortisation	(1,580)
Impairment	(1,131)
Interest income	49
Interest expense	(1,724)
Income tax expense	(726)

For the year ended 31 December 2023, due to significant increase in the discount rate used in impairment testing and adjustment in development priority of the brands under Amer Sports, impairments on goodwill and trademarks of approximately RMB1,131 million in total for Peak Performance business were recognised by AS Holding.

Reconciliation to the Group's investment in a joint venture	2023 RMB'million
AS Holding's net assets	17,648
Less: non-controlling interests	(32)
AS Holding's net assets attributable to equity shareholders	17,616
Group's effective interest	52.70%
Group's share of AS Holding's net assets attributable to equity shareholders	9,283
<b>Carrying amount of the Group's investment</b>	<b>9,283</b>

## Notes to the Financial Statements

(Expressed in Renminbi unless otherwise indicated)

### 16. INVESTMENT IN A JOINT VENTURE (Continued)

As at 31 December 2023, a five-year EUR1,300 million (equivalent to RMB10,492 million) term loan facility ("Facility A") is provided by independent third party bank lenders to AS Holding for the purpose of, amongst other things, (i) funding the settlement of the tender offer and the purchase of the shares of Amer Sports; and/or (ii) refinancing of any indebtedness of Amer Sports in connection with the acquisition of shares of Amer Sports. The Company has guaranteed the full and punctual performance of any and all obligations and undertakings of AS Holding to the arrangers, the lenders and the agent in connection with, and for all amounts which may become due and payable under, the aforesaid loan facilities. As at 31 December 2023, Facility A has been fully drawn by AS Holding.

During the reporting period, all loans under Facility A provided to AS Holding have been fully repaid. Thereby, the guarantee provided by the Company for all obligations and undertaking of AS Holding to the arrangers, the lenders and the agent under the Facility A has been released.

On 4 January 2024, Amer Sports, Inc. filed a registration statement with the U.S. Securities and Exchange Commission for a proposed initial public offering and the listing of its ordinary shares on the New York Stock Exchange ("Amer Sports Listing").

On 1 February 2024, the Company has been informed by Amer Sports, Inc. that the latest version of its registration statement in respect of the Amer Sports Listing has been declared effective and trading in its ordinary shares commenced on 1 February 2024. Under the Amer Sports Listing, 105,000,000 ordinary shares were initially offered by Amer Sports, Inc. at the final offer price of USD13.00 per share, which included a total of 16,923,076 ordinary shares of Amer Sports, Inc. with an aggregated investment amount of USD220 million (equivalent to RMB1,595 million) subscribed by the Group as a cornerstone investor under the Amer Sports Listing ("Amer Sports Cornerstone Investment"). An additional 15,750,000 ordinary shares were subsequently issued by Amer Sports, Inc. pursuant to the exercise of an over-allotment option granted to the underwriters ("Issuance of Over-Allotment Option").

With the Amer Sports Listing, Amer Sports Cornerstone Investment, the post-listing reorganisation at the shareholder level of Amer Sports, Inc. on 9 February 2024 ("Amer Sports Shareholding Reorganisation") and Issuance of Over-Allotment Option, the Group derecognised AS Holding as investment in a joint venture and transferred the carrying amount of the investment in a joint venture to investment in an associate.

## 17. INVESTMENT IN AN ASSOCIATE

	2024 RMB'million
<b>As at 1 January</b>	–
Transfer from investment in a joint venture (note 16)	12,549
After Amer Sports Listing:	
– Share of profit	198
– Share of other comprehensive loss	(547)
– Share of other reserves	248
– Foreign currency translation differences	208
– Adjustment of unrealised gain	(10)
Impact of the Amer Sports Placing:	
– Share of net proceeds from Amer Sports Placing	3,131
– Share of equity dilution	(1,108)
<b>As at 31 December</b>	<b>14,669</b>

Details of the Group's interest in the associate, which is accounted for using the equity method in the consolidated financial statements, are as follows:

Name of the associate	Place of incorporation/business	Proportion of interest held	Proportion of voting rights held
Amer Sports, Inc.	Cayman Islands/Worldwide	39.54%	41.96%

Amer Sports Oy ("Amer Sports") was a wholly-owned subsidiary of Amer Sports, Inc. and a sporting goods company with internationally recognised brands including Arc'teryx, Salomon, Wilson, Peak Performance, Atomic, etc.

On 2 December 2024, Amer Sports, Inc. filed a registration statement with the U.S. Securities and Exchange Commission for a public offering of its ordinary shares on the New York Stock Exchange ("Amer Sports Placing").

On 4 December 2024, the Company has been informed by Amer Sports, Inc. that the latest version of its registration statement in respect of the Amer Sports Placing has been declared effective and trading in its ordinary shares related to the Amer Sports Placing commenced on 4 December 2024. Under the Amer Sports Placing, a total of 46,920,000 ordinary shares were offered by Amer Sports, Inc. at the final offer price of USD23.00 per share.

With the Amer Sports Listing, Amer Sports Cornerstone Investment, Amer Sports Shareholding Reorganisation, Issuance of Over-Allotment Option and Amer Sports Placing, the Group held a total of 218,915,443 ordinary shares, representing 39.54% of the total issued shares of Amer Sports, Inc.. The Group accounted for Amer Sports, Inc. as an investment in an associate using the equity method in the consolidated financial statements of the Group under applicable financial reporting standards.

Amer Sports, Inc. was listed on the New York Stock Exchange (NYSE: AS) with an active quoted market price. As at 31 December 2024, based on the number of ordinary shares held by the Group and the quoted market closing price (USD27.96 per ordinary share), the fair value of the investment in an associate was USD6,121 million (equivalent to RMB45,508 million).

## Notes to the Financial Statements

(Expressed in Renminbi unless otherwise indicated)

### 17. INVESTMENT IN AN ASSOCIATE (Continued)

Summarised consolidated financial information of Amer Sports, Inc., based on the latest available information to the Company and following the accounting policies adopted by the Group, and a reconciliation to the carrying amount in the consolidated financial statements, are as follows:

	2024 RMB'million
Non-current assets	44,141
Current assets	17,839
Current liabilities	(11,557)
Non-current liabilities	(13,186)
Non-controlling interests	(68)
Equity attributable to equity shareholders	37,169

	2024 RMB'million
Revenue	37,752
Post-tax profit	571
Other comprehensive loss	(622)
Total comprehensive loss	(51)

Reconciliation to the Group's investment in an associate	2024 RMB'million
Amer Sports, Inc.'s net assets	37,237
Less: non-controlling interests	(68)
Amer Sports, Inc.'s net assets attributable to equity shareholders	37,169
Group's effective interest	39.54%
Group's share of Amer Sports, Inc.'s net assets attributable to equity shareholders	14,697
Other adjustments <sup>(i)</sup>	(28)
Carrying amount of the Group's investment	14,669

<sup>(i)</sup> The other adjustments comprise adjustments of unrealised gain of sales of goods of OEM business of RMB10 million and purchase of finished goods of RMB18 million, respectively.

## 18. OTHER INVESTMENTS

	2024 RMB'million	2023 RMB'million
<b>Current</b>		
Financial instruments measured at FVTPL:		
– Derivative financial instruments	29	–
– Unlisted debt securities	3,033	–
Financial instruments measured at amortised cost:		
– Listed debt securities	–	1,113
– Unlisted debt securities	807	220
	3,869	1,333
<b>Non-current</b>		
Financial instruments measured at FVTPL:		
– Derivative financial instruments	23	–
– Unlisted debt securities	389	–
Financial instruments measured at amortised cost:		
– Unlisted debt securities	744	366
	1,156	366
<b>Total of the above</b>	<b>5,025</b>	<b>1,699</b>
Equity instruments designated at FVOCI (non-recycling):		
– Unlisted equity investments <sup>(i)</sup>	122	99
– Listed perpetual bonds (equity investment in nature) <sup>(ii)</sup>	1,886	1,431
	2,008	1,530
<b>Total</b>	<b>7,033</b>	<b>3,229</b>

(i) The Group designated certain unlisted equity investments at FVOCI (non-recycling), these investments are held for strategic purposes. Dividends with amount of RMB5 million were received on these investments during the reporting period (2023: RMB3 million).

(ii) The Group designated certain listed perpetual bonds (equity investment in nature) issued by Big 4 domestic banks at FVOCI (non-recycling), as the investments are not held for trading purposes and are intended to be held for medium to long-term.

The movements of the above unlisted equity investments are as follows:

	2024 RMB'million	2023 RMB'million
<b>At 1 January</b>	<b>99</b>	<b>87</b>
Total unrealised gains recognised in other comprehensive income	23	12
<b>At 31 December</b>	<b>122</b>	<b>99</b>



## Notes to the Financial Statements

(Expressed in Renminbi unless otherwise indicated)

### 18. OTHER INVESTMENTS (Continued)

As at the end of the reporting period, the breakdown of financial instruments measured at FVTPL and at amortised cost are as follows:

	2024 RMB'million	2023 RMB'million
Government bonds	–	1,113
Placed with big 4 domestic banks (and their subsidiaries)	719	–
Placed with highly reputable and sizeable foreign-owned banks	4,306	586
	<b>5,025</b>	<b>1,699</b>

Big 4 domestic banks comprise Industrial and Commercial Bank of China Limited, Agricultural Bank of China Limited, Bank of China Limited and China Construction Bank Corporation.

### 19. INVENTORIES

(a) Inventories in the consolidated statement of financial position comprise:

	2024 RMB'million	2023 RMB'million
Raw materials	280	337
Work in progress	259	280
Finished goods	10,221	6,593
	<b>10,760</b>	<b>7,210</b>

(b) The analysis of the amount of inventories recognised as an expense and charged to profit or loss is as follows:

	2024 RMB'million	2023 RMB'million
Carrying amount of inventories sold	26,926	23,348
Reversal of write-down of inventories	(132)	(20)
	<b>26,794</b>	<b>23,328</b>

## 20. TRADE RECEIVABLES AND OTHER CURRENT ASSETS

	2024 RMB'million	2023 RMB'million
<b>Trade receivables</b>	<b>4,515</b>	3,758
Less: loss allowance	(52)	(26)
	<b>4,463</b>	3,732
<b>Other current assets:</b>		
Other assets in relation to refunds <sup>(i)</sup>	<b>143</b>	117
Advance payments to suppliers	<b>910</b>	878
Deposits and other prepayments	<b>783</b>	629
VAT deductible	<b>486</b>	287
Others	<b>440</b>	1,224
	<b>2,762</b>	3,135

(i) The Group recognises other assets in relation to refunds, measured with reference to the former carrying amount of the products. Costs to recover the products are not material and the product returned are usually in a saleable condition.

All of the trade receivables and other receivables (net of loss allowance) are expected to be recovered or recognised as expenses within one year.

An ageing analysis of the trade receivables, based on the invoice date, is as follows:

	2024 RMB'million	2023 RMB'million
Current	<b>4,432</b>	3,725
Less than 3 months past due	<b>39</b>	13
Past due over 3 months	<b>44</b>	20
	<b>4,515</b>	3,758

The movement in the loss allowance account for trade receivables during the reporting period is as follows:

	2024 RMB'million	2023 RMB'million
<b>As at 1 January</b>	<b>26</b>	21
Impairment loss recognised (note 4)	<b>26</b>	5
<b>As at 31 December</b>	<b>52</b>	26

The Group normally grants a credit period of 30 to 90 days to its debtors. Further details on the Group's credit policy and credit risk arising from trade receivables are set out in note 30(a).

## Notes to the Financial Statements

(Expressed in Renminbi unless otherwise indicated)

### 21. CASH AND CASH EQUIVALENTS, FIXED DEPOSITS HELD AT BANKS, PLEDGED DEPOSITS AND OTHER CASH FLOW INFORMATION

#### (a) Cash and cash equivalents, fixed deposits held at banks and pledged deposits comprise:

	2024 RMB'million	2023 RMB'million
Fixed deposits with banks within three months to maturity when placed	6,122	2,427
Cash at bank and in hand	2,867	10,798
Short-term investments <sup>(i)</sup>	2,401	2,003
Cash and cash equivalents in the consolidated statement of financial position and consolidated statement of cash flows	11,390	15,228
Fixed deposits with banks with more than three months to maturity when placed		
– Current portion	19,037	21,448
– Non-current portion	21,542	11,836
Pledged deposits <sup>(ii)</sup>		
– Current portion	120	5
– Non-current portion	122	–
<b>Total<sup>(iii)</sup></b>	<b>52,211</b>	<b>48,517</b>

(i) The short-term investments comprise national debt reverse repurchase products, being highly liquid debt securities with fixed maturities (within three months from subscription date) and determinable returns, and subject to insignificant risk of changes in value.

(ii) As at 31 December 2024, certain bank deposits have been pledged as security for certain contracts.

(iii) As at 31 December 2024, the balances, deposits and short-term investments that were placed with banks and financial institutions in Mainland China amounted to RMB29,374 million (2023: RMB28,440 million). Remittance of funds out of Mainland China is subject to applicable laws and regulations of foreign exchange control.

As at the end of the reporting period, all balances, deposits and short-term investments were placed with highly reputable and sizeable banks and financial institutions without significant credit risk. The breakdown by placement banks/financial institutions is as follows:

	2024 RMB'million	2023 RMB'million
Big 4 domestic banks (and their subsidiaries)	16,612	22,496
Other reputable and sizeable domestic shareholding commercial banks (and their subsidiaries)	25,287	19,291
Reputable domestic non-bank financial institutions	2,401	2,003
Highly reputable and sizeable foreign-owned banks	7,911	4,727
	52,211	48,517

The breakdown by currencies is as follows:

	2024 RMB'million	2023 RMB'million
Renminbi	27,693	26,736
United States Dollars	18,278	21,135
Euros	4,642	35
Hong Kong Dollars	1,458	486
Singapore Dollars	26	72
Others	114	53
	52,211	48,517

## 21. CASH AND CASH EQUIVALENTS, FIXED DEPOSITS HELD AT BANKS, PLEDGED DEPOSITS AND OTHER CASH FLOW INFORMATION (Continued)

### (b) Reconciliation of liabilities arising from financing activities:

The table below details changes in the Group's liabilities from financing activities, including both cash and non-cash changes. Liabilities arising from financing activities are liabilities for which cash flows were, or future cash flows will be, classified in the Group's consolidated statement of cash flows as cash flows from financing activities.

	Bank loans RMB'million	Bills payable (financing in nature) RMB'million	Convertible bonds RMB'million	Medium term notes RMB'million	Lease liabilities RMB'million	Total RMB'million
<b>As at 1 January 2024</b>	<b>3,573</b>	<b>2,900</b>	<b>7,965</b>	<b>506</b>	<b>6,525</b>	<b>21,469</b>
<b>Changes from financing cash flows:</b>						
Drawdowns of new bank loans	2,210	–	–	–	–	2,210
Repayments of bank loans	(3,331)	–	–	–	–	(3,331)
Payments of interest expense on bank loans	(188)	–	–	–	–	(188)
Proceeds from bills payable (financing in nature)	–	10,000	–	–	–	10,000
Repayments of bills payable (financing in nature)	–	(5,400)	–	–	–	(5,400)
Payments of interest expense on medium term notes	–	–	–	(14)	–	(14)
Payments of repurchase of 2025 Convertible Bonds	–	–	(7,499)	–	–	(7,499)
Net proceeds from issuance of 2029 Convertible Bonds	–	–	11,667	–	–	11,667
Payments of lease liabilities	–	–	–	–	(4,275)	(4,275)
<b>Total changes from financing cash flows</b>	<b>(1,309)</b>	<b>4,600</b>	<b>4,168</b>	<b>(14)</b>	<b>(4,275)</b>	<b>3,170</b>
<b>Other changes:</b>						
Increase in lease liabilities from entering into new leases	–	–	–	–	5,098	5,098
Interest expenses	98	71	127	14	331	641
Gain arising from repurchase and cancellation of 2025 Convertible Bonds	–	–	(34)	–	–	(34)
Equity component of 2025 Convertible Bonds	–	–	135	–	–	135
Equity component of 2029 Convertible Bonds	–	–	(1,657)	–	–	(1,657)
Foreign currency translation differences	69	–	(292)	–	12	(211)
Others	–	(71)	(33)	–	(387)	(491)
<b>Total other changes</b>	<b>167</b>	<b>–</b>	<b>(1,754)</b>	<b>14</b>	<b>5,054</b>	<b>3,481</b>
<b>As at 31 December 2024</b>	<b>2,431</b>	<b>7,500</b>	<b>10,379</b>	<b>506</b>	<b>7,304</b>	<b>28,120</b>

## Notes to the Financial Statements

(Expressed in Renminbi unless otherwise indicated)

### 21. CASH AND CASH EQUIVALENTS, FIXED DEPOSITS HELD AT BANKS, PLEDGED DEPOSITS AND OTHER CASH FLOW INFORMATION (Continued)

#### (b) Reconciliation of liabilities arising from financing activities: (Continued)

	Bank loans RMB'million	Bills payable (financing in nature) RMB'million	Convertible bonds RMB'million	Medium term notes RMB'million	Lease liabilities RMB'million	Total RMB'million
<b>As at 1 January 2023</b>	2,959	1,000	7,212	1,519	6,805	19,495
<b>Changes from financing cash flows:</b>						
Drawdowns of new bank loans	2,500	–	–	–	–	2,500
Repayments of bank loans	(2,058)	–	–	–	–	(2,058)
Payments of interest expense on bank loans	(59)	–	–	–	–	(59)
Proceeds from bills payable (financing in nature)	–	2,900	–	–	–	2,900
Repayments of bills payable (financing in nature)	–	(1,000)	–	–	–	(1,000)
Repayments of medium term notes	–	–	–	(1,000)	–	(1,000)
Payments of interest expense on medium term notes	–	–	–	(54)	–	(54)
Payments of lease liabilities	–	–	–	–	(4,151)	(4,151)
<b>Total changes from financing cash flows</b>	<b>383</b>	<b>1,900</b>	<b>–</b>	<b>(1,054)</b>	<b>(4,151)</b>	<b>(2,922)</b>
<b>Other changes:</b>						
Increase in lease liabilities from entering into new leases	–	–	–	–	3,852	3,852
Interest expenses	70	16	95	41	305	527
Foreign currency translation differences	107	–	658	–	–	765
Acquisition of a subsidiary	54	–	–	–	80	134
Others	–	(16)	–	–	(366)	(382)
<b>Total other changes</b>	<b>231</b>	<b>–</b>	<b>753</b>	<b>41</b>	<b>3,871</b>	<b>4,896</b>
<b>As at 31 December 2023</b>	<b>3,573</b>	<b>2,900</b>	<b>7,965</b>	<b>506</b>	<b>6,525</b>	<b>21,469</b>



## 22. BORROWINGS

	Note	2024 RMB'million	2023 RMB'million
<b>Current</b>			
Bank loans	(a)	152	1,082
Bills payable (financing in nature)	(b)	7,500	2,900
Convertible bonds	(c)	425	–
Medium term notes	(d)	506	14
		<b>8,583</b>	<b>3,996</b>
<b>Non-Current</b>			
Bank loans	(a)	2,279	2,491
Convertible bonds	(c)	9,954	7,965
Medium term notes	(d)	–	492
		<b>12,233</b>	<b>10,948</b>
		<b>20,816</b>	<b>14,944</b>

### (a) Bank loans

All bank loans were unsecured, denominated in Renminbi and measured at amortised cost.

### (b) Bills payable (financing in nature)

Bills payable (financing in nature) were bills of exchange which were denominated in Renminbi, measured at amortised cost and repayable within one year.

## Notes to the Financial Statements

(Expressed in Renminbi unless otherwise indicated)

### 22. BORROWINGS (Continued)

#### (c) Convertible Bonds

##### (i) 2025 Convertible Bonds

On 5 February 2020, the Group completed the issuance of EUR1.0 billion zero coupon convertible bonds due on 5 February 2025 and the convertible bonds are listed on the Singapore Stock Exchange ("2025 Convertible Bonds").

Each 2025 Convertible Bond could, at the option of the holder, be convertible on or after the date which is 41 days after 5 February 2020 up to the date falling 10 days prior to 5 February 2025 into fully paid ordinary shares with a par value of HKD0.10 each of the Company (the "Shares"). The number of Shares to be issued shall be determined by dividing the principal amount of the 2025 Convertible Bonds to be converted (translated into Hong Kong dollars at the pre-determined fixed rate of HKD8.6466 = EUR1.00 under the terms and conditions of the 2025 Convertible Bonds) by the conversion price in effect on the relevant conversion date.

In December 2024, the 2025 Convertible Bonds with an aggregated principal amount of EUR945.5 million (equivalent to RMB7,208 million) were repurchased and cancelled. The fair value of the liability component repurchased and cancelled was determined based on prevailing market rate of interest for similar non-convertible instruments. The difference between the fair value and the carrying amount of the liability component repurchased and cancelled of EUR4.4 million (equivalent to RMB34 million) is recognised in profit and loss. The equity component recognised at initial recognition, and the remainder between the aggregated principal amount at its repurchase price of 101.5% and the fair value of the liability component repurchased and cancelled were reclassified to and recognised in retained profits.

As at 31 December 2024, the total outstanding principal amount of the 2025 Convertible Bonds was EUR54.5 million (equivalent to RMB425.3 million). There had not been any exercise of conversion right of the 2025 Convertible Bonds during the reporting period.

Based on the applicable conversion price of HKD96.76 on that date and assuming full conversion of the outstanding 2025 Convertible Bonds, the 2025 Convertible Bonds would be convertible into 4,870,191 conversion shares.

The remaining outstanding principal amount of the 2025 Convertible Bonds have been cancelled on 7 January 2025. Please refer to note 35(b) to these financial statements for details.

## 22. BORROWINGS (Continued)

### (c) Convertible Bonds (Continued)

#### (ii) 2029 Convertible Bonds

On 5 December 2024, the Group completed the issuance of EUR1.5 billion zero coupon convertible bonds due on 5 December 2029 and the convertible bonds are listed on the Singapore Stock Exchange ("2029 Convertible Bonds").

Each 2029 Convertible Bond could, at the option of the holder, be convertible on or after the date which is 41 days after 5 December 2024 up to the date falling 10 days prior to 5 December 2029 into fully paid ordinary Shares. The number of Shares to be issued shall be determined by dividing the principal amount of the 2029 Convertible Bonds to be converted (translated into Hong Kong dollars at the pre-determined fixed rate of HKD8.1541 = EUR1.00 under the terms and conditions of the 2029 Convertible Bonds) by the conversion price in effect on the relevant conversion date.

The outstanding principal amount of the 2029 Convertible Bonds is repayable by the Group upon the maturity of the 2029 Convertible Bonds on 5 December 2029, if not previously redeemed, converted or purchased and cancelled. On 5 December 2027 (the "Optional Put Date"), the holder of each 2029 Convertible Bond will have the right at such holder's option, to require the Group to redeem all or some only of such holder's 2029 Convertible Bonds on the Optional Date at the principal amount. The 2029 Convertible Bonds may be redeemed, on giving not less than 30 nor more than 60 days' notice to the bondholders, in whole but not in part, at its option of the Group, at their principal amount on the date specified in the optional redemption notice, if prior to the date the relevant optional redemption notice is given, conversion rights have been exercised and/or purchased (and corresponding cancellations) and/or redemptions effected in respect of 90% or more in aggregate principal amount of the 2029 Convertible Bonds originally issued.

At initial recognition, the liability component is measured at fair value based on the principal payments, discounted at the prevailing market rate of interest for similar non-convertible instruments. The remainder of the proceeds is allocated to the conversion option as the equity component. Transaction costs associated with the issuance of the 2029 Convertible Bonds are allocated to the liability and equity components in proportion to the allocation of proceeds. The liability component is subsequently carried at amortised cost calculated using the effective interest method.

As at 31 December 2024, the total outstanding principal amount of the 2029 Convertible Bonds was EUR1,500 million (equivalent to RMB11,707 million). There had not been any exercise of conversion right of the 2029 Convertible Bonds and no redemption right had been exercised by the bondholders or the Group during the reporting period.

Based on the applicable conversion price of HKD104.02 on that date and assuming full conversion of the 2029 Convertible Bonds, the convertible bonds would be convertible into 117,584,599 conversion shares.

### (d) Medium term notes

Medium term notes were unsecured, denominated in Renminbi and measured at amortised cost.

As at 31 December 2023 and 2024, the outstanding medium term notes issued are as follows:

	Coupon rate (per annum)	Tenor	Due date	Principal amount RMB'million
22安踏体育MTN001 (绿色) (22 ANTA SPORTS MTN001 (GREEN)*)	2.80%	3 years	13 July 2025	500

\* The English translation of the medium term notes name is for reference only. The official name of the medium term notes is in Chinese.

## Notes to the Financial Statements

(Expressed in Renminbi unless otherwise indicated)

### 23. TRADE PAYABLES AND OTHER CURRENT LIABILITIES

	2024 RMB'million	2023 RMB'million
<b>Trade payables</b>	<b>4,332</b>	3,195
<b>Other current liabilities:</b>		
Refund liabilities <sup>(i)</sup>	388	289
Contract liabilities <sup>(ii)</sup>	1,134	1,118
Construction costs payables	802	503
VAT and other taxes payables	834	839
Accruals	2,630	2,687
Others	3,229	2,377
	<b>9,017</b>	7,813

(i) The Group recognises a refund liability for the consideration received or receivable of which the Group does not expect to be entitled.

(ii) Revenue that was included in the contract liability balance at the beginning of the reporting period amounting to RMB1,019 million (2023: RMB848 million) was recognised in the reporting period.

All of the trade payables and other payables are expected to be settled or recognised as income within one year or are repayable on demand.

An ageing analysis of the trade payables, based on the invoice date, is as follows:

	2024 RMB'million	2023 RMB'million
Within 3 months	4,319	3,179
3 months to 6 months	2	3
Over 6 months	11	13
	<b>4,332</b>	3,195

## 24. EMPLOYEE RETIREMENT BENEFITS

### Defined contribution retirement plans

The Mainland China subsidiaries of the Group participate in defined contribution retirement benefit schemes (the “Schemes”) organised by the municipal and provincial government authorities whereby the Group is required to make contributions to the Schemes at the applicable rates of the eligible employees’ salaries. The local government authority is responsible for the entire pension obligations payable to retired employees.

The Group also operates a Mandatory Provident Fund Scheme (the “MPF scheme”) under the Hong Kong Mandatory Provident Fund Scheme Ordinance for employees employed under the jurisdiction of the Hong Kong Employment Ordinance. The MPF scheme is a defined contribution retirement plan administered by independent trustees. Under the MPF scheme, the employer and its employees are each required to make contributions to the plan at 5% of the employees’ relevant income, subject to a cap of monthly relevant income of HKD30,000. Contributions to the plan vest immediately, there is no forfeited contributions that may be used by the Group to reduce the existing level of contribution.

## 25. EQUITY-SETTLED SHARE-BASED PAYMENT TRANSACTIONS

### (a) Share option scheme

#### *2023 Share Option Scheme*

Pursuant to a resolution passed by the shareholders of the Company at the annual general meeting dated 10 May 2023, the Company adopted a share option scheme (“2023 Share Option Scheme”). The 2023 Share Option Scheme shall be valid and effective for a period of ten years from the adoption of the scheme on 10 May 2023.

Pursuant to the 2023 Share Option Scheme, the Board shall be entitled at any time at its absolute discretion to select any eligible participant for participation in the 2023 Share Option Scheme as a selected participant and to offer the grant of an option to any selected participant to subscribe at the exercise price for such number of Shares as the Board may determine. Upon exercise of the option and payment of the exercise price by the relevant grantee, the Board shall allot and issue new Shares to the grantee.

No options were granted, exercised, lapsed or cancelled under the 2023 Share Option Scheme during the reporting period. As at 31 December 2024, there were no outstanding options under the 2023 Share Option Scheme.

### (b) Share award scheme

#### *2018 Share Award Scheme and 2018 Share Award Scheme (2023 Revision)*

The Company adopted a share award scheme (“2018 Share Award Scheme”) on 19 October 2018 by a resolution passed by the Board. The 2018 Share Award Scheme shall be valid and effective for a period of ten years from the adoption of the scheme on 19 October 2018.

To bring the Company’s 2018 Share Award Scheme in line with the new requirements of Chapter 17 of the Listing Rules, on 21 March 2023, the Company amended the 2018 Share Award Scheme such that, from 10 May 2023, only grant of awards involving existing Shares may be made thereunder and no further grant of awards involving new Shares may be made under the revised 2018 Share Award Scheme (“2018 Share Award Scheme (2023 Revision)”).

Pursuant to the 2018 Share Award Scheme (2023 Revision), the Board may from time to time cause sufficient funds to be paid to the trustee (being appointed for the purpose of the 2018 Share Award Scheme (2023 Revision) and being independent of and not connected with the Company) for purchase of Shares on the Hong Kong Stock Exchange. Once purchased, the Shares are to be held by the trustee for the benefit of the grantees and the eligible participants (as applicable). Upon vesting, the trustee shall cause the awarded Shares to be transferred to grantees on the vesting date, or as soon as practicable after the vesting date. All Shares (including any returned Shares) shall be held by the trustee for the benefit of the grantees or the eligible participants (as applicable) under the relevant trust on and subject to the terms and conditions of the 2018 Share Award Scheme (2023 Revision) and the related trust deed.



## Notes to the Financial Statements

(Expressed in Renminbi unless otherwise indicated)

### 25. EQUITY-SETTLED SHARE-BASED PAYMENT TRANSACTIONS (Continued)

#### (b) Share award scheme (Continued)

The terms and conditions of the grants of awarded shares are as follows:

	Number of awarded shares '000	Vesting conditions
<b>Awarded shares granted to directors:</b>		
– on 5 November 2019	1,000	0.5 years to 4.5 years from the date of grant
– on 24 May 2024	100	1 year to 3 years from the date of grant
<b>Awarded shares granted to employees:</b>		
– on 5 November 2019	10,170	0.5 years to 4.5 years from the date of grant
– on 2 November 2020	890	0.5 years to 4.5 years from the date of grant
– on 1 November 2021	849	0.5 years to 4.5 years from the date of grant
– on 4 April 2022	10,295	3 years to 5 years from the date of grant
– on 1 November 2022	226	0.5 years to 4.5 years from the date of grant
– on 1 November 2023	402	0.5 years to 4.5 years from the date of grant
– on 24 May 2024	3,541	1 year to 3 years from the date of grant
– on 12 November 2024	31	0.5 years to 4.5 years from the date of grant
<b>Total awarded shares</b>	<b>27,504</b>	

The fair values per awarded share granted on 24 May 2024 and 12 November 2024 were HKD86.90 and HKD84.35 respectively, which were measured based on the market price of the Company's shares at the respective grant date. No expected dividends were incorporated into the measurement of fair value.

During the reporting period, 13,281,800 Shares (2023: 1,600,000 Shares) were purchased on the Hong Kong Stock Exchange, and no new Shares (2023: Nil) were subscribed, by the trustee of the 2018 Share Award Scheme (2023 Revision). Total consideration paid for the said purchases during the reporting period, including all relevant expenses, were RMB1,007 million (2023: RMB113 million).

As at 31 December 2024, the trustee of the 2018 Share Award Scheme (2023 Revision) held a total of 31,684,421 Shares (31 December 2023: 21,172,302 Shares).

During the reporting period, 2,769,681 awarded shares (2023: 1,180,299) with a total amount of RMB162 million (2023: RMB66 million) were vested, resulting in the transfer out of RMB203 million (2023: RMB86 million) from the share-based compensation reserve, with the difference of RMB41 million (2023: RMB20 million) credited to share premium account. 926,496 awarded shares were lapsed during the reporting period (2023: 1,385,166).

As at 31 December 2024, the total number of awarded shares granted but not vested (subject to certain vesting conditions) under 2018 Share Award Scheme (2023 Revision) was 11,966,401 (2023: 11,991,099).

## 25. EQUITY-SETTLED SHARE-BASED PAYMENT TRANSACTIONS (Continued)

### (b) Share award scheme (Continued)

#### **2023 Share Award Scheme**

Pursuant to a resolution passed by the shareholders of the Company at the annual general meeting dated 10 May 2023, the Company adopted a share award scheme ("2023 Share Award Scheme") pursuant to which only grant of awards involving new Shares may be made. The 2023 Share Award Scheme shall be valid and effective for a period of ten years from the adoption of the scheme on 10 May 2023.

Pursuant to the 2023 Share Award Scheme, the Board may from time to time cause sufficient funds to be paid to the trustee (being appointed for the purpose of the 2023 Share Award Scheme and being independent of and not connected with the Company) for subscription of Shares at their nominal value. Once subscribed, the Shares are to be held by the trustee for the benefit of the grantees and the eligible participants (as applicable). Upon vesting, the trustee shall cause the awarded Shares to be transferred to grantees on the vesting date, or as soon as practicable after the vesting date. All Shares (including any returned Shares) shall be held by the trustee for the benefit of the grantees or the eligible participants (as applicable) under the relevant trust on and subject to the terms and conditions of the 2023 Share Award Scheme and the related trust deed.

During the reporting period, no new Shares were subscribed by the trustee of the 2023 Share Award Scheme (2023: Nil).

As at 31 December 2024, no Shares were held by the trustee of the 2023 Share Award Scheme (2023: Nil).

No awards were granted, vested, lapsed or cancelled under the 2023 Share Award Scheme during the reporting period (2023: Nil). As at 31 December 2024, there were no unvested awards under the 2023 Share Award Scheme (2023: Nil).

## Notes to the Financial Statements

(Expressed in Renminbi unless otherwise indicated)

### 26. TAXATION IN THE CONSOLIDATED STATEMENT OF FINANCIAL POSITION

#### (a) Current taxation in the consolidated statement of financial position

Current taxation in the consolidated statement of financial position represents provisions for PRC Corporate Income Tax of RMB3,378 million (2023: RMB2,811 million) and income taxes in other tax jurisdictions of RMB8 million (2023: RMB14 million).

#### (b) Deferred tax assets and liabilities recognised

##### (i) Movement of each component of deferred tax assets and liabilities

The components of deferred tax (assets)/liabilities recognised in the consolidated statement of financial position and the movements during the reporting period are as follows:

	Dividend withholding tax RMB'million	Right-of- use assets RMB'million	Other deferred tax liabilities RMB'million	Accruals RMB'million	Lease liabilities RMB'million	Other deferred tax assets RMB'million	Total RMB'million
<b>As at 1 January 2023</b>	661	1,505	30	(310)	(1,637)	(936)	(687)
Charged/(credited) to profit or loss	597	(21)	20	(83)	33	82	628
Released upon distribution of dividends	(505)	–	–	–	–	–	(505)
Acquisition of a subsidiary	–	–	52	–	–	–	52
<b>As at 31 December 2023 and 1 January 2024</b>	<b>753</b>	<b>1,484</b>	<b>102</b>	<b>(393)</b>	<b>(1,604)</b>	<b>(854)</b>	<b>(512)</b>
Charged/(credited) to profit or loss	731	115	(23)	(11)	(143)	(227)	442
Released upon distribution of dividends	(638)	–	–	–	–	–	(638)
<b>As at 31 December 2024</b>	<b>846</b>	<b>1,599</b>	<b>79</b>	<b>(404)</b>	<b>(1,747)</b>	<b>(1,081)</b>	<b>(708)</b>

##### (ii) Reconciliation to the consolidated statement of financial position

	2024 RMB'million	2023 RMB'million
Amount recognised in the consolidated statement of financial position:		
– Deferred tax assets	(1,633)	(1,367)
– Deferred tax liabilities	925	855
	(708)	(512)

#### (c) Deferred tax assets not recognised

As at 31 December 2024, certain subsidiaries of the Group have not recognised deferred tax assets in respect of cumulative tax losses carried forward of RMB834 million (2023: RMB817 million) of which RMB592 million (2023: RMB444 million) will expire within 5 years under the current tax legislation. These cumulative tax losses have not been recognised as a deferred tax asset as it is not probable that future taxable profits against which the losses can be utilised will be available in the relevant tax jurisdiction and entity.

## 26. TAXATION IN THE CONSOLIDATED STATEMENT OF FINANCIAL POSITION (Continued)

### (d) Deferred tax liabilities not recognised

As at 31 December 2024, temporary differences relating to the undistributed profits of certain subsidiaries of the Group in Mainland China amounted to RMB14,621 million (2023: RMB15,490 million). Deferred tax liabilities of RMB727 million (2023: RMB771 million) have not been recognised in respect of the withholding tax that would be payable on the distribution of these retained profits, as the Company controls the dividend policy of these subsidiaries in Mainland China and the Company has determined that these profits are not likely to be distributed in the foreseeable future.

## 27. SHARE CAPITAL

	Par value HKD	Number of Shares '000	Nominal value of ordinary shares HKD'million
<b>Authorised:</b>			
<b>Ordinary shares</b>			
<b>As at 31 December 2023 and 2024</b>	<b>0.10</b>	<b>5,000,000</b>	<b>500</b>

Movements in the Company's issued share capital are as follows:

	Par value HKD	Number of Shares '000	Nominal value of ordinary shares HKD'million	RMB'million
<b>Issued and fully paid:</b>				
<b>As at 1 January 2023</b>	0.10	2,713,624	271	262
Shares allotted and issued under a placing and subscription agreement <sup>(i)</sup>	0.10	119,000	12	10
<b>As at 31 December 2023 and 1 January 2024</b>	<b>0.10</b>	<b>2,832,624</b>	<b>283</b>	<b>272</b>
Repurchase and cancellation of shares (note 28(g))	0.10	(9,400)	(1)	(1)
<b>As at 31 December 2024</b>	<b>0.10</b>	<b>2,823,224</b>	<b>282</b>	<b>271</b>

The holders of ordinary shares are entitled to receive dividends as declared from time to time and are entitled to one vote per ordinary share at general meetings of the Company. All ordinary shares rank equally with regard to the Company's residual assets.

- (i) On 17 April 2023, certain vendors which are the shareholders of the Company (collectively the "Vendors"), certain agents (collectively the "Placing Agents") and the Company entered into a placing and subscription agreement pursuant to which (i) the Vendors agreed to sell, and each of the Placing Agents agreed, to procure, as agent of the Vendors, places for (or failing which, to purchase for and on behalf of itself) an aggregate of 119,000,000 existing Shares held by the Vendors (the "Placing Share(s)") at placing price of HKD99.18 per Placing Share (the "Placing"); and (ii) the Vendors agreed to subscribe for and the Company agreed to issue to the Vendors, an aggregate of 119,000,000 new Shares (the "Subscription Share(s)", equivalent to the number of the Placing Shares sold by the Vendors pursuant to the Placing) at subscription price (being the same as the placing price) of HKD99.18 per Subscription Share (the "Subscription").

The completion of the Placing and the Subscription took place on 20 April 2023 and 27 April 2023, respectively.

The net proceeds of the Subscription (after deducting all relevant expenses in connection with the Placing and the Subscription) approximately were RMB10,497 million, out of which RMB10 million was credited to share capital and RMB10,487 million was credited to the share premium account.

## Notes to the Financial Statements

(Expressed in Renminbi unless otherwise indicated)

### 28. RESERVES

#### The Group

	Note	Shares held for share award scheme RMB'million Note 25(b)	Share premium RMB'million Note 28(a)	Capital reserve RMB'million Note 28(b)	Statutory reserve RMB'million Note 28(c)	Fair value reserve (non- recycling) RMB'million Note 28(d)	Exchange reserve RMB'million Note 28(e)	Share-based compensation reserve RMB'million Note 28(f)	Shares proposed for cancellation RMB'million Note 28(g)	Convertible bonds related reserve RMB'million	Share of reserves of a joint venture/ an associate RMB'million	Retained profits RMB'million	Total RMB'million
<b>Balances as at 1 January 2023</b>		(583)	4,681	176	1,927	(16)	6	407	-	463	114	26,963	34,138
<b>Changes in equity for 2023:</b>													
- Profit for the year		-	-	-	-	-	-	-	-	-	-	10,236	10,236
- Other comprehensive income/(loss) for the year		-	-	-	-	20	529	-	-	-	(91)	-	458
<b>Total comprehensive income for the year</b>		-	-	-	-	20	529	-	-	-	(91)	10,236	10,694
Dividends approved in respect of the previous year	29(b)	-	-	-	-	-	-	-	-	-	-	(1,852)	(1,852)
Dividends declared in respect of the current year	29(a)	-	-	-	-	-	-	-	-	-	-	(2,170)	(2,170)
Shares allotted and issued under a placing and subscription agreement	27	-	10,487	-	-	-	-	-	-	-	-	-	10,487
Share purchased under share award scheme	25(b)	(113)	-	-	-	-	-	-	-	-	-	-	(113)
Equity-settled share-based payment transactions	28(f)	-	-	-	-	-	-	215	-	-	-	-	215
Vesting of awarded shares of share award scheme	25(b)	66	20	-	-	-	-	(86)	-	-	-	-	-
Share of other reserves of a joint venture	16	-	-	-	-	-	-	-	-	-	(37)	-	(37)
Acquisition of a subsidiary		-	-	-	-	-	-	-	-	-	-	(174)	(174)
Appropriation to statutory reserve	28(c)	-	-	-	94	-	-	-	-	-	-	(94)	-
<b>Balances as at 31 December 2023 and 1 January 2024</b>		(630)	15,188	176	2,021	4	535	536	-	463	(14)	32,909	51,188
<b>Changes in equity for 2024:</b>													
- Profit for the year		-	-	-	-	-	-	-	-	-	-	15,596	15,596
- Other comprehensive income/(loss) for the year		-	-	-	-	66	1,383	-	-	-	(365)	-	1,084
<b>Total comprehensive income for the year</b>		-	-	-	-	66	1,383	-	-	-	(365)	15,596	16,680
Dividends approved in respect of the previous year	29(b)	-	-	-	-	-	-	-	-	-	-	(3,044)	(3,044)
Dividends declared in respect of the current year	29(a)	-	-	-	-	-	-	-	-	-	-	(3,028)	(3,028)
Repurchase and cancellation of shares	28(g)	-	-	-	-	-	-	-	(519)	-	-	(690)	(1,209)
Share purchased under share award scheme	25(b)	(1,007)	-	-	-	-	-	-	-	-	-	-	(1,007)
Equity-settled share-based payment transactions	28(f)	-	-	-	-	-	-	275	-	-	-	-	275
Vesting of awarded shares of share award scheme	25(b)	162	41	-	-	-	-	(203)	-	-	-	-	-
Repurchase and cancellation of 2025 Convertible Bonds	22(c)(i)	-	-	-	-	-	-	-	-	(437)	-	302	(135)
Issuance of 2029 Convertible Bonds	22(c)(ii)	-	-	-	-	-	-	-	-	1,657	-	-	1,657
Share of other reserves of a joint venture	16	-	-	-	-	-	-	-	-	-	2	-	2
Share of other reserves of an associate	17	-	-	-	-	-	-	-	-	-	248	-	248
Reclassification of relevant reserves arising from equity dilution under the Amer Sports Listing	16	-	-	-	-	-	(120)	-	-	-	(30)	23	(127)
Reclassification of relevant reserves arising from equity dilution under the Amer Sports Placing	17	-	-	-	-	-	(59)	-	-	-	(15)	7	(67)
Reclassification of exchange reserve		-	-	-	-	-	3	-	-	-	-	(3)	-
Appropriation to statutory reserve	28(c)	-	-	-	124	-	-	-	-	-	-	(124)	-
Acquisition of partial interests in a subsidiary		-	-	-	-	-	-	-	-	-	-	25	25
<b>Balances as at 31 December 2024</b>		(1,475)	15,229	176	2,145	70	1,742	608	(519)	1,683	(174)	41,973	61,458



## 28. RESERVES (Continued)

### The Company

	Note	Shares held for share award scheme RMB'million Note 25(b)	Share premium RMB'million Note 28(a)	Exchange reserve RMB'million Note 28(e)	Share-based compensation reserve RMB'million Note 28(f)	Shares proposed for cancellation RMB'million Note 28(g)	Convertible bonds related reserve RMB'million	Retained profits RMB'million	Total reserves RMB'million
<b>Balances as at 1 January 2023</b>		(583)	4,681	76	407	–	463	13,725	18,769
<b>Changes in equity for 2023:</b>									
– Profit for the year		–	–	–	–	–	–	10,175	10,175
– Other comprehensive income for the year		–	–	425	–	–	–	–	425
Total comprehensive income for the year		–	–	425	–	–	–	10,175	10,600
Dividends approved in respect of the previous year	29(b)	–	–	–	–	–	–	(1,852)	(1,852)
Dividends declared in respect of the current year	29(a)	–	–	–	–	–	–	(2,170)	(2,170)
Shares allotted and issued under a placing and subscription agreement	27	–	10,487	–	–	–	–	–	10,487
Shares purchased under share award scheme	25(b)	(113)	–	–	–	–	–	–	(113)
Equity-settled share-based payment transactions	28(f)	–	–	–	215	–	–	–	215
Vesting of awarded shares of share award scheme	25(b)	66	20	–	(86)	–	–	–	–
<b>Balances as at 31 December 2023 and 1 January 2024</b>		(630)	15,188	501	536	–	463	19,878	35,936
<b>Changes in equity for 2024:</b>									
– Profit for the year		–	–	–	–	–	–	13,120	13,120
– Other comprehensive income for the year		–	–	715	–	–	–	–	715
Total comprehensive income for the year		–	–	715	–	–	–	13,120	13,835
Dividends approved in respect of the previous year	29(b)	–	–	–	–	–	–	(3,044)	(3,044)
Dividends declared in respect of the current year	29(a)	–	–	–	–	–	–	(3,028)	(3,028)
Repurchase and cancellation of shares	28(g)	–	–	–	–	(519)	–	(690)	(1,209)
Shares purchased under share award scheme	25(b)	(1,007)	–	–	–	–	–	–	(1,007)
Equity-settled share-based payment transactions	28(f)	–	–	–	275	–	–	–	275
Vesting of awarded shares of share award scheme	25(b)	162	41	–	(203)	–	–	–	–
Repurchase and cancellation of 2025 Convertible Bonds	22(c)(i)	–	–	–	–	–	(437)	302	(135)
Issuance of 2029 Convertible Bonds	22(c)(ii)	–	–	–	–	–	1,657	–	1,657
<b>Balances as at 31 December 2024</b>		(1,475)	15,229	1,216	608	(519)	1,683	26,538	43,280

## Notes to the Financial Statements

(Expressed in Renminbi unless otherwise indicated)

### 28. RESERVES (Continued)

#### (a) Share premium and distributability of reserves

Under the Companies Law of the Cayman Islands, the share premium account of the Company may be applied for payment of distributions or dividends to shareholders provided that immediately following the date on which the distribution or dividend is proposed to be paid, the Company is able to pay its debts as they fall due in the ordinary course of business.

The aggregate amount of distributable reserves, comprising share premium and retained profits, of the Company as at 31 December 2024 was HKD45,918 million (2023: HKD39,080 million).

#### (b) Capital reserve

Pursuant to the reorganisation of the Group prior to the listing of the Company on the Main Board of the Hong Kong Stock Exchange, Anta Enterprise Group Limited ("Anta Enterprise") entered into a deed of assignment with the controlling shareholders of the Company whereby advances from the controlling shareholders to ANTA Investment Limited (formerly known as Anda International Investment Limited) totalling HKD144 million (equivalent to RMB141 million) were assigned to Anta Enterprise at a consideration of HKD1.0. This assignment of debt was reflected as a reduction in the advances from the controlling shareholders and a corresponding increase in the capital reserve during 2007.

On 26 July 2017, the non-controlling shareholders of Full Prospect Sports Limited ("Full Prospect"), a subsidiary of the Group, requested to convert all its class B shares of Full Prospect to ordinary shares in accordance with the articles of Full Prospect. The long-term payable to non-controlling interests related to the class B shares was therefore derecognised. Such derecognition was reflected as a corresponding increase in capital reserve (amounting to RMB35 million) and non-controlling interest.

#### (c) Statutory reserve

Pursuant to applicable PRC regulations, Mainland China subsidiaries are required to appropriate 10% of their profit after tax (after offsetting prior years' losses) to the reserve until such reserve reaches 50% of the registered capital. The transfer to the reserve must be made before distribution of dividends to shareholders. The statutory reserve can be utilised, upon approval by the relevant authorities, to offset accumulated losses or to increase paid-in capital of the subsidiary, provided that the balance after such issue is not less than 25% of its registered capital.

#### (d) Fair value reserve (non-recycling)

The fair value reserve (non-recycling) comprises the cumulative net change in the fair value of equity instruments designated at FVOCI under IFRS/HKFRS 9, *Financial Instruments* that are held at the end of the reporting period.

#### (e) Exchange reserve

The exchange reserve comprises all foreign exchange differences arising from the translation of the financial statements of the Group entities presented in other currencies to Renminbi.

#### (f) Share-based compensation reserve

Share-based compensation reserve represents the fair value of employee services in respect of exercisable share options and awarded shares granted to certain directors of the Company and employees of the Group.

#### (g) Shares proposed for cancellation

During the reporting period, the Company repurchased 16,306,000 (2023: Nil) of its own ordinary shares on the Hong Kong Stock Exchange, out of which 6,906,000 Shares had not been cancelled as at 31 December 2024 but had been subsequently cancelled on 12 February 2025. The shares were repurchased at prices ranging from HKD73.55 to HKD80.00 per share, with a weighted average price of HKD78.28 per share.

## 28. RESERVES (Continued)

### (h) Capital management

The Group's primary objectives when managing capital are to safeguard the Group's ability to continue as a going concern, so that it can continue to provide returns for shareholders and benefits for other stakeholders and to maintain an optimal capital structure to reduce the cost of capital.

The Group actively and regularly reviews and manages its capital structure in the light of changes in economic conditions so as to maintain a sound capital position. Total capital is defined as the total equity attributable to equity shareholders of the Company in the consolidated statement of financial position.

Neither the Company nor any of its subsidiaries are subject to externally imposed capital requirements.

## 29. DIVIDENDS

### (a) Dividends payable to equity shareholders of the Company attributable to the current financial year

	2024 RMB'million	2023 RMB'million
Interim dividend declared and paid of HK118 cents per ordinary share (2023: HK82 cents per ordinary share)	3,028	2,170
Final dividend recommended after the end of the reporting period of HK118 cents per ordinary share (2023: HK115 cents per ordinary share)	3,106	3,044
	6,134	5,214

The final dividend recommended after the end of the reporting period has not been recognised as liabilities as at the end of the reporting period.

### (b) Dividends payable to equity shareholders of the Company attributable to the previous financial year

	2024 RMB'million	2023 RMB'million
Final dividend in respect of the year ended 31 December 2023, approved and paid during the financial year, of HK115 cents per ordinary share (2022: HK72 cents per ordinary share)	3,044	1,852

## Notes to the Financial Statements

(Expressed in Renminbi unless otherwise indicated)

### 30. FINANCIAL RISK MANAGEMENT AND FAIR VALUES

Exposure to credit, liquidity, interest rate and currency risks arises in the normal course of the Group's business. The Group's exposure to these risks and the financial risk management policies and practices used by the Group to manage these risks are described below:

#### (a) Credit risk

Credit risk refers to the risk that a counterparty will default on its contractual obligations resulting in a financial loss to the Group. The Group's credit risk is primarily attributable to trade receivables.

The Group's exposure to credit risk arising from listed and unlisted debt securities measured at amortised cost, derivative financial instruments, pledged deposits, bank deposits and cash and cash equivalents are limited because the counterparties are either highly reputable and sizeable banks and financial institutions or the Government of the PRC for which the Group considers to have low credit risk. The Group's exposure to credit risk arising from refundable rental deposits are considered to be low, given all rental arrangements were entered with landlords without significant credit risk.

The maximum exposure to credit risk is represented by the carrying amount of each financial asset in the consolidated statement of financial position. The Group does not provide any guarantees which would expose the Group to credit risk.

In respect of trade receivables, the Group has established a credit risk management policy under which individual credit evaluations are performed on all debtors requiring credit over a certain amount. These evaluations focus on the debtor's past history of making payments when due and current ability to pay, and take into account information specific to the debtor as well as pertaining to the economic environment in which the debtor operates. Normally, the Group does not obtain collateral from debtors.

The Group's exposure to credit risk on trade receivables is influenced mainly by the individual characteristics of each debtor rather than the industry or country in which the debtors operate and therefore significant concentrations of credit risk primarily arise when the Group has significant exposure to individual debtors. At the end of the reporting period, 7% (2023: 4%) and 21% (2023: 12%) of the total trade receivables were due from the Group's largest debtor and the five largest debtors respectively.

The Group measures loss allowances for trade receivables at an amount equal to lifetime expected credit losses ("ECLs"), which is calculated using a provision matrix. As the Group's historical credit loss experience does not indicate significantly different loss patterns for different debtor segments, the loss allowance based on past due status is not further distinguished between the Group's different debtor bases.

### 30. FINANCIAL RISK MANAGEMENT AND FAIR VALUES (Continued)

#### (a) Credit risk (Continued)

The following table provides information about the Group's exposure to credit risk and ECLs for trade receivables:

	Expected loss rate	2024				
		Gross carrying amount excluding specific debtor(s) RMB'million	Loss allowance excluding specific debtor(s) RMB'million	Gross carrying amount of specific debtor(s) RMB'million	Loss allowance of specific debtor(s) RMB'million	Total loss allowance RMB'million
Current	0.31%	4,432	(14)	–	–	(14)
Less than 3 months past due	30.28%	39	(12)	–	–	(12)
Past due over 3 months	49.86%	36	(18)	8	(8)	(26)
		4,507	(44)	8	(8)	(52)

	Expected loss rate	2023				
		Gross carrying amount excluding specific debtor(s) RMB'million	Loss allowance excluding specific debtor(s) RMB'million	Gross carrying amount of specific debtor(s) RMB'million	Loss allowance of specific debtor(s) RMB'million	Total loss allowance RMB'million
Current	0.16%	3,725	(6)	–	–	(6)
Less than 3 months past due	38.46%	13	(5)	–	–	(5)
Past due over 3 months	54.55%	11	(6)	9	(9)	(15)
		3,749	(17)	9	(9)	(26)

The Group keeps assessing the expected loss rates based on the Group's historical credit loss experience over the past years, adjusted for factors that are specific to the debtors, and an assessment of both the current and forecast general economic conditions at the end of the reporting period over the expected lives of the receivables.

#### (b) Liquidity risk

The Group's policy is to actively and regularly monitor its liquidity requirements and its compliance with lending covenants, and its relationship with finance providers, to ensure that it maintains sufficient reserves of cash and readily realisable short-term investments of cash surplus and adequate committed lines of funding from major financial institutions to meet its liquidity requirements in the short and long-term.



## Notes to the Financial Statements

(Expressed in Renminbi unless otherwise indicated)

### 30. FINANCIAL RISK MANAGEMENT AND FAIR VALUES (Continued)

#### (b) Liquidity risk (Continued)

The following table details the remaining contractual maturities as at the end of the reporting period of the Group's non-derivative financial liabilities and derivative financial instruments, which are based on contractual undiscounted cash flows (including interest payments computed using contractual rates or, if floating, based on rates current at the end of the reporting period) and the date the Group is contractually required to pay, or if the counterparty has the choice of when the amount should be paid (irrespective of the fulfilment of covenants), the earliest date the Group can be required to pay:

	Contractual undiscounted cash outflows					Carrying amount on consolidated statement of financial position RMB'million
	Within 1 year or on demand RMB'million	More than 1 year but less than 2 years RMB'million	More than 2 years but less than 5 years RMB'million	More than 5 years RMB'million	Total RMB'million	
As at 31 December 2024						
Non-derivative financial liabilities:						
Bank loans	207	1,219	1,098	–	2,524	2,431
Bills payable (financing in nature)	7,500	–	–	–	7,500	7,500
Convertible bonds	425	–	11,710	–	12,135	10,379
Medium term notes	513	–	–	–	513	506
Trade payables	4,332	–	–	–	4,332	4,332
Other payables	8,629	–	–	–	8,629	8,629
Lease liabilities	3,425	2,169	2,021	214	7,829	7,304
Amounts due to related parties	96	–	–	–	96	96
	25,127	3,388	14,829	214	43,558	41,177
Derivative financial instruments:						
Forward foreign exchange contracts						
– outflow	(614)	(467)	–	–	(1,081)	N/A
– inflow	646	499	–	–	1,145	N/A
As at 31 December 2023						
Non-derivative financial liabilities:						
Bank loans	1,082	72	2,499	–	3,653	3,573
Bills payable (financing in nature)	2,900	–	–	–	2,900	2,900
Convertible bonds	–	8,071	–	–	8,071	7,965
Medium term notes	14	514	–	–	528	506
Trade payables	3,195	–	–	–	3,195	3,195
Other payables	7,524	–	–	–	7,524	7,524
Payable to non-controlling interests	29	–	–	–	29	29
Lease liabilities	2,994	1,866	1,905	387	7,152	6,525
Amounts due to related parties	32	–	–	–	32	32
	17,770	10,523	4,404	387	33,084	32,249

## 30. FINANCIAL RISK MANAGEMENT AND FAIR VALUES (Continued)

### (c) Interest rate risk

Interest rate risk is the risk that the fair value or future cash flows of a financial instrument will fluctuate because of changes in market interest rates. The Group's interest rate risk arose primarily from floating rate bank loans. All of the bank deposits and borrowings of the Group are fixed rate instruments and are insensitive to any change in market interest rates, other than repricing risk at maturity.

The Group actively and regularly monitors the interest rate fluctuation to ensure that its net exposure is kept to an acceptable level.

#### *Interest rate profile*

The following table details the interest rate profile of the Group's bank loans as at the end of the reporting period:

	2024		2023	
	Effective interest rate	RMB'million	Effective interest rate	RMB'million
<b>Fixed rate portion:</b>				
Bank loans	2.45%–2.60%	640	2.60%–3.30%	3,573
<b>Variable rate portion:</b>				
Bank loans	2.10%–2.60%	1,791	N/A	–
<b>Total</b>		<b>2,431</b>		<b>3,573</b>
<b>Fixed rate portion as a percentage of total bank loans</b>		<b>26%</b>		<b>100%</b>

## Notes to the Financial Statements

(Expressed in Renminbi unless otherwise indicated)

### 30. FINANCIAL RISK MANAGEMENT AND FAIR VALUES (Continued)

#### (d) Currency risk

The Group is exposed to currency risk primarily through contractual obligations, bank deposits and borrowings that are denominated in a foreign currency i.e. a currency other than the functional currency of the operations to which the transactions relate.

The Group actively and regularly monitors foreign exchange rate fluctuations to ensure that its net exposure is kept to an acceptable level.

#### (i) Exposure to currency risk

The following table details the Group's major exposure as at the end of the reporting period to currency risk arising from recognised assets or liabilities denominated in a currency other than the functional currency of the entity to which they relate. For presentation purposes, the amounts of the exposure are shown in Renminbi, translated using the spot rate at the end of the reporting period. Differences resulting from the translation of the financial statements of foreign operations into the Group's presentation currency are excluded in below table.

	Exposure to foreign currencies (expressed in Renminbi)							
	2024				2023			
	Renminbi RMB'million	Hong Kong Dollars RMB'million	United States Dollars RMB'million	Euros RMB'million	Renminbi RMB'million	Hong Kong Dollars RMB'million	United States Dollars RMB'million	Euros RMB'million
Cash and cash equivalents	61	71	57	5	656	89	81	15
Fixed deposits with banks with more than three months to maturity when placed	-	62	-	801	-	-	-	-
Pledged deposits	-	-	-	240	-	-	-	-
Other investments	150	-	-	-	-	-	-	-
Trade receivables	-	5	22	-	-	4	7	-
Other receivables	1	14	19	7	-	16	4	-
Amounts due from related parties	-	-	18	-	-	-	45	-
Amounts due from group companies	1,850	801	476	5	1,315	352	146	1
Bank loans	-	-	-	-	(1,020)	-	-	-
Medium term notes	(506)	-	-	-	(506)	-	-	-
Trade payables	-	-	(216)	(2)	-	-	(59)	-
Other payables	(4)	(29)	(361)	(1)	(2)	(12)	(311)	(1)
Amounts due to group companies	(1,030)	(101)	(696)	(6)	(41)	(56)	(282)	(2)
Amounts due to related parties	-	-	(73)	-	-	-	-	-
<b>Net exposure to currency risk</b>	<b>522</b>	<b>823</b>	<b>(754)</b>	<b>1,049</b>	<b>402</b>	<b>393</b>	<b>(369)</b>	<b>13</b>

### 30. FINANCIAL RISK MANAGEMENT AND FAIR VALUES (Continued)

#### (d) Currency risk (Continued)

##### (ii) Sensitivity analysis

The following table indicates the instantaneous changes in the Group's profit after taxation (and retained profits) and other components of consolidated equity that would arise if the foreign exchange rates to which the Group has significant foreign exchange exposure as at the end of the reporting period had changed, assuming all other risk variables remained constant.

	Increase/ (decrease) in foreign exchange rates in %	2024 Effect on profit after taxation and retained profits RMB'million	Effect on other components of equity RMB'million	Increase/ (decrease) in foreign exchange rates in %	2023 Effect on profit after taxation and retained profits RMB'million	Effect on other components of equity RMB'million
Renminbi	5 (5)	33 (33)	(33) 33	5 (5)	26 (26)	(26) 26
Hong Kong Dollars	5 (5)	39 (39)	2 (2)	5 (5)	17 (17)	7 (7)
United States Dollars	5 (5)	(29) 29	1,264 (1,264)	5 (5)	(16) 16	1,169 (1,169)
Euros	5 (5)	44 (44)	(341) 341	5 (5)	1 (1)	(397) 397

Results of the analysis as presented in the above table represent an aggregation of the instantaneous effects on each of the Group entities' profit after taxation (and retained profits) and other components of consolidated equity measured in the respective functional currencies, translated into Renminbi at the exchange rate ruling as at the end of the reporting period for presentation purposes.

The sensitivity analysis assumes that the change in foreign exchange rates had been applied to re-measure those financial instruments held by the Group which expose the Group to foreign currency risk as at the end of the reporting period, including inter-company payables and receivables within the Group which are denominated in a currency other than the functional currencies of the lender or the borrower. The analysis is performed on the same basis for 2023.

#### (e) Fair values measurement

##### (i) Financial assets and liabilities measured at fair value

Fair value hierarchy

The following table presents the fair value of the Group's financial instruments measured at the end of the reporting period on a recurring basis, categorised into the three-level fair value hierarchy as defined in IFRS/HKFRS 13, *Fair Value Measurement*. The level into which a fair value measurement is classified is determined with reference to the observability and significance of the inputs used in the valuation technique as follows:

- Level 1 valuations: Fair value measured using only Level 1 inputs i.e. unadjusted quoted prices in active markets for identical assets or liabilities at the measurement date.
- Level 2 valuations: Fair value measured using Level 2 inputs i.e. observable inputs which fail to meet Level 1, and not using significant unobservable inputs. Unobservable inputs are inputs for which market data are not available.
- Level 3 valuations: Fair value measured using significant unobservable inputs.

## Notes to the Financial Statements

(Expressed in Renminbi unless otherwise indicated)

### 30. FINANCIAL RISK MANAGEMENT AND FAIR VALUES (Continued)

#### (e) Fair values measurement (Continued)

##### (i) Financial assets and liabilities measured at fair value (Continued)

Fair value hierarchy (Continued)

	Total RMB'million	Fair value measurements as at 31 December 2024 categorised into		
		Level 1 RMB'million	Level 2 RMB'million	Level 3 RMB'million
<b>Recurring fair value measurements</b>				
<b>Financial assets:</b>				
Equity instruments:				
– Unlisted equity investments	122	–	–	122
– Listed perpetual bonds	1,886	1,886	–	–
Debt securities:				
– Unlisted debt securities	3,422	–	3,422	–
Derivative financial instruments:				
– Forward foreign exchange contracts	52	–	52	–

	Total RMB'million	Fair value measurements as at 31 December 2023 categorised into		
		Level 1 RMB'million	Level 2 RMB'million	Level 3 RMB'million
<b>Recurring fair value measurements</b>				
<b>Financial assets:</b>				
Equity instruments:				
– Unlisted equity investments	99	–	–	99
– Listed perpetual bonds	1,431	1,431	–	–

During the financial year ended 31 December 2024 and 2023, there were no transfers between Level 1 and Level 2, or transfers into or out of Level 3. The Group's policy is to recognise transfers between levels of fair value hierarchy as at the end of the reporting period in which they occur.

Valuation techniques and inputs used in Level 2 fair value measurements

The fair value of financial assets in Level 2 is determined by discounting the expected future cash flows at prevailing market interest rate as at the end of the reporting period and reflected both the time value and the intrinsic value, taking into account the terms and conditions of the contracts.

Information about Level 3 fair value measurements

The fair values of the unlisted equity investments are determined by using the adjusted net assets value method, with unobservable inputs of net assets value. The fair value measurements are positively correlated to the net assets value.

##### (ii) Fair value of financial assets and liabilities carried at other than fair value

The carrying amounts of all financial assets and liabilities measured at amortised cost are not materially different from their fair values as at 31 December 2024 and 2023.



## 31. CAPITAL COMMITMENTS

Capital commitments outstanding as at 31 December 2024 not provided for in the financial statements were as follows:

	2024 RMB'million	2023 RMB'million
<b>Contracted for</b>		
– Property, plant and equipment	4,392	2,654
– Intangible assets	124	83
	4,516	2,737
<b>Authorised but not contracted for</b>		
– Property, plant and equipment	233	342
– Intangible assets	109	108
	342	450
	4,858	3,187

## 32. MATERIAL RELATED PARTY TRANSACTIONS

### (a) Transactions with related parties

	2024 RMB'million	2023 RMB'million
<b>Recurring transactions</b>		
Purchases of raw materials		
– Mr. Ding Shizhong, Mr. Ding Shijia and Mr. Lai Shixian (and their associates)	96	96
Service fee expenses		
– Mr. Ding Shizhong, Mr. Ding Shijia and Mr. Lai Shixian (and their associates)	29	23
Sales of goods of OEM business		
– Amer Sports, Inc./AS Holding and its subsidiaries	196	166
Purchase of finished goods		
– Amer Sports, Inc./AS Holding and its subsidiaries	225	9
Service income		
– Amer Sports, Inc./AS Holding and its subsidiaries	30	23

The above recurring related party transactions were in the ordinary and usual course of business of the Group, on normal commercial terms or better, and fair and reasonable.

The above recurring related party transactions with directors and their associates also fall under the definition of continuing connected transactions in Chapter 14A of the Listing Rules. The Company has complied with the requirements in accordance with Chapter 14A of the Listing Rules.

## Notes to the Financial Statements

(Expressed in Renminbi unless otherwise indicated)

### 32. MATERIAL RELATED PARTY TRANSACTIONS (Continued)

#### (b) Balances with related parties

	2024 RMB'million	2023 RMB'million
<b>Amounts due from related parties</b>		
Other balance		
– Amer Sports, Inc. and its subsidiaries	81	49
<b>Amounts due to related parties</b>		
Trade balance		
– Mr. Ding Shizhong, Mr. Ding Shijia and Mr. Lai Shixian (and their associates)	21	21
– Amer Sports, Inc. and its subsidiaries	74	5
Other balances		
– Mr. Ding Shizhong, Mr. Ding Shijia and Mr. Lai Shixian (and their associates)	1	6
	96	32

The amounts due to related parties are unsecured, interest free and are expected to be paid within one year.

#### (c) Key management personnel remuneration

Remuneration for key management personnel of the Group, including amounts paid to the Company's executive directors were as follows:

	2024 RMB'million	2023 RMB'million
Short-term employee benefits	15	22
Equity-settled share-based payment transactions	5	7
	20	29

The total remuneration is included in "staff costs" (see note 4(a)).

### 33. SIGNIFICANT ACCOUNTING ESTIMATES AND JUDGEMENTS

The selection of critical accounting policies, the judgements and other uncertainties affecting application of those policies and the sensitivity of reported results to changes in conditions and assumptions are factors to be considered when reviewing the financial statements. The Group believes the following critical accounting policies involve the most significant estimates and judgements used in the preparation of the financial statements. Accounting estimates and judgements are continually evaluated and are based on experience and other factors, including expectations of future events that are believed to be reasonable under the circumstances.

#### (a) Impairments of certain non-current assets

The management observes if circumstances indicate that the non-current assets set out in accounting policy (K)(ii) may be impaired or an impairment loss previously recognised no longer exists or may have decreased. If any such indication exists, the asset's recoverable amount is estimated.

The recoverable amount of an asset is the greater of its fair value less costs of disposal and value in use. In assessing value in use, the estimated future cash flows are discounted to their present value, which requires significant judgement relating to level of sales volume, sales revenue and amount of operating costs. The Group uses all readily available information in determining an amount that is a reasonable approximation of recoverable amount, including estimates based on reasonable and supportable assumptions and projections of sales volume, sales revenue and amount of operating costs.

#### (b) Net realisable value of inventories

Net realisable value of inventories is the estimated selling price in the ordinary course of business, less estimated costs to completion and selling expenses. These estimates are based on the current market condition and the historical experience of selling products of similar nature. It could change significantly as a result of changes in customer preferences and competitor actions in response to severe industry cycles. Management reassesses these estimates at the end of each reporting period.

### 34. CHANGES IN ACCOUNTING POLICIES

#### Revision on IFRS Accounting Standards/Hong Kong Financial Reporting Standards

The IASB and HKICPA have issued a number of amendments to IFRS Accounting Standards and Hong Kong Financial Reporting Standards that are first effective for the current accounting period of the Group. None of the developments to IFRS Accounting Standards and Hong Kong Financial Reporting Standards that are first effective for the current accounting period of the Group have a material effect to the Group's results and financial position prepared or presented in these financial statements.

## Notes to the Financial Statements

(Expressed in Renminbi unless otherwise indicated)

### 35. NON-ADJUSTING EVENTS AFTER THE REPORTING PERIOD

- (a) After the end of the reporting period, the board of directors of the Company recommended a final dividend of HK118 cents per share. Further details are disclosed in note 29.
- (b) After the end of the reporting period, all of the outstanding principal amount of the 2025 Convertible Bonds have been cancelled on 7 January 2025. The 2025 Convertible Bonds was delisted from the Singapore Stock Exchange on 13 January 2025.

### 36. POSSIBLE IMPACT OF AMENDMENTS, NEW STANDARDS AND INTERPRETATIONS ISSUED BUT NOT YET EFFECTIVE FOR THE YEAR ENDED 31 DECEMBER 2024

Up to the date of issue of these financial statements, the IASB and HKICPA have issued a number of amendments and new standards which are not yet effective for the year ended 31 December 2024 and which have not been adopted in these financial statements.

The Group is in the process of making an assessment of what the impact of these developments is expected to be in the period of initial application. So far it is concluded that the initial adoption is unlikely to have significant impact on the consolidated financial statements.

### 37. IMMEDIATE AND ULTIMATE HOLDING COMPANY

The directors of the Company consider the immediate and ultimate holding company of the Company as at 31 December 2024 to be Anta International Group Holdings Limited, which is incorporated in the BVI. This entity does not produce financial statements available for public use.

### 38. APPROVAL OF THE FINANCIAL STATEMENTS

The financial statements were approved and authorised for issue by the Board on 19 March 2025.

# Material Accounting Policy Information

## (A) STATEMENT OF COMPLIANCE

The Company was incorporated in the Cayman Islands on 8 February 2007. The shares of the Company were listed on the Main Board of Hong Kong Stock Exchange on 10 July 2007.

These financial statements have been prepared in accordance with IFRS Accounting Standards issued by the International Accounting Standards Board ("IASB") and Hong Kong Financial Reporting Standards issued by the Hong Kong Institute of Certified Public Accountants ("HKICPA"). These financial statements also complied with the disclosure requirements of the Hong Kong Companies Ordinance and applicable disclosure provisions of the Rules Governing the Listing of Securities on The Stock Exchange of Hong Kong Limited ("Listing Rules").

## (B) BASIS OF PREPARATION

The consolidated financial statements for the year ended 31 December 2024 comprise the Company and its subsidiaries (collectively the "Group") and the Group's investment in an associate. These financial statements are presented in Renminbi (RMB), rounded to the nearest million (unless otherwise indicated). The measurement basis used in the preparation of the financial statements is the historical cost basis except that the following assets and liabilities are stated at their fair value as explained in the accounting policies set out below:

- Investments in debt and equity investments (see (F))
- Derivative financial instruments (see (O))

The preparation of financial statements in conformity with IFRS Accounting Standards/Hong Kong Financial Reporting Standards requires management to make judgements, estimates and assumptions that affect the application of policies and reported amounts of assets and liabilities, income and expenses. The estimates and associated assumptions are based on historical experience and various other factors that are believed to be reasonable under the circumstances, the results of which form the basis of making the judgements about carrying values of assets and liabilities that are not readily apparent from other sources. Actual results may differ from these estimates.

The estimates and the underlying assumptions are reviewed on an ongoing basis. Revisions to accounting estimates are recognised in the period in which the estimate is revised if the revision affects only that period, or in the period of the revision and future periods if the revision affects both current and future periods.

Judgements made by management in the application of IFRS Accounting Standards/Hong Kong Financial Reporting Standards that have significant effect on the financial statements and major sources of estimation uncertainty are discussed in note 33.



## Material Accounting Policy Information

### (C) SUBSIDIARIES AND NON-CONTROLLING INTERESTS

Subsidiaries are entities controlled by the Group. The Group controls an entity when it is exposed to, or has rights, to variable returns from its involvement with the entity and has the ability to affect those returns through its power over the entity. When assessing whether the Group has power, only substantive rights (held by the Group and other parties) are considered.

An investment in a subsidiary is consolidated into the consolidated financial statements from the date that control commences until the date that control ceases. Intra-group balances, transactions and cash flows and any unrealised gains arising from intra-group transactions are eliminated in full in preparing the consolidated financial statements. Unrealised losses resulting from intra-group transactions are eliminated in the same way as unrealised gains but only to the extent that there is no evidence of impairment.

Non-controlling interests represent the equity in a subsidiary not attributable directly or indirectly to the Company, and in respect of which the Group has not agreed any additional terms with the holders of those interests which would result in the Group as a whole having a contractual obligation in respect of those interests that meets the definition of a financial liability. For each business combination, the Group can elect to measure any non-controlling interests either at fair value or at non-controlling interests' proportionate share of the subsidiary's net identifiable assets.

Non-controlling interests are presented in the consolidated statement of financial position within equity, separately from equity attributable to the equity shareholders of the Company. Non-controlling interests in the results of the Group are presented on the face of the consolidated statement of profit or loss and other comprehensive income as an allocation of the total profit or loss and total comprehensive income for the year between non-controlling interests and the equity shareholders of the Company. Loans from holders of non-controlling interests and other contractual obligations towards these holders are presented as financial liabilities in the consolidated statement of financial position in accordance with (Q).

Changes in the Group's interests in a subsidiary that do not result in a loss of control are accounted for as equity transactions, whereby adjustments are made to the amounts of controlling and non-controlling interests within consolidated equity to reflect the change in relative interests, but no adjustments are made to goodwill and no gain or loss is recognised.

When the Group loses control of a subsidiary, it is accounted for as a disposal of the entire interest in that subsidiary, with a resulting gain or loss being recognised in profit or loss. Any interest retained in that former subsidiary at the date when control is lost is recognised at fair value and this amount is regarded as the fair value on initial recognition of a financial asset (see (F)) or, when appropriate, the cost on initial recognition of an investment in an associate or joint venture (see (D)).

In the statement of financial position of the Company, investments in subsidiaries are stated at cost less impairment losses (see (K) (ii)).

## (D) ASSOCIATE AND JOINT VENTURE

An associate is an entity in which the Group or Company has significant influence, but not control or joint control, over the financial and operating policies. A joint venture is an arrangement whereby the Group or Company and other parties contractually agree to share control of the arrangement, and have rights to the net assets attributable to equity shareholders under the arrangement.

An investment in an associate or a joint venture is accounted for in the consolidated financial statements under the equity method, unless it is classified as held for sale (or included in a disposal group that is classified as held for sale). Under the equity method, the investment is initially recorded at cost, adjusted for any excess of the Group's share of the acquisition-date fair values of the investee's identifiable net assets attributable to equity shareholders over the cost of the investment (if any). The cost of the investment includes purchase price, other costs directly attributable to the acquisition of the investment, and any direct investment into the associate or joint venture that forms part of the Group's equity investment. Thereafter, the investment is adjusted for the post acquisition change in the Group's share of the investee's net assets attributable to equity shareholders and any impairment loss relating to the investment (see (K)(ii)).

At the end of each reporting period, the Group assesses whether there is any objective evidence that the investment is impaired. Any acquisition-date excess over cost, the Group's share of the post-acquisition, post-tax results of the investees and any impairment losses attributable to equity shareholders for the year are recognised in the consolidated statement of profit or loss, whereas the Group's share of the post-acquisition post-tax items of the investees' other comprehensive income attributable to equity shareholders is recognised in the consolidated statement of profit or loss and other comprehensive income.

When the Group's share of losses exceeds its interest in the associate or joint venture, the Group's interest is reduced to nil and recognition of further losses is discontinued except to the extent that the Group has incurred legal or constructive obligations or made payments on behalf of the investee.

Unrealised profits and losses resulting from transactions between the Group and its associate or joint venture are eliminated to the extent of the Group's interest in the investee, except where unrealised losses provide evidence of an impairment of the asset transferred, in which case they are recognised immediately in profit or loss.

If an investment in a joint venture becomes an investment in an associate, the retained interest is not remeasured. Instead, the investment continues to be accounted for under the equity method.

A dilution gain or loss arising on the partial disposal of equity interest in an associate or a joint venture is recognised in the profit or loss. If the ownership interest in an associate or a joint venture is reduced but significant influence or joint control is retained, only a proportionate share of the amounts previously recognised in other comprehensive income is reclassified to profit or loss or retained earnings, where appropriate.

In all other cases, when the Group ceases to have significant influence over an associate or ceases to have joint control over a joint venture, it is accounted for as a disposal of the entire interest in that investee, with a resulting gain or loss being recognised in profit or loss. Any interest retained in that former investee at the date when significant influence over an associate or joint control over a joint venture is lost is recognised at fair value and this amount is regarded as the fair value on initial recognition of a financial asset (see (F)).

## (E) GOODWILL

Goodwill arising on acquisition of businesses is measured at cost less accumulated impairment losses and is tested annually for impairment (see (K)(ii)).

## Material Accounting Policy Information

### (F) OTHER INVESTMENTS

The Group's policies for investments in debt securities and equity investments, other than investments in subsidiaries, investment in an associate and a joint venture, are set out below.

Debt securities and equity investments are recognised/derecognised on the date the Group commits to purchase/sell the investment. The investments are initially stated at fair value plus directly attributable transaction costs, except for those investments measured at FVTPL for which transaction costs are recognised directly in profit or loss. For an explanation of how the Group determines fair value of financial instruments, see note 30(e). These investments are subsequently accounted for as follows, depending on their classification.

#### Debt securities

Debt securities held by the Group are classified into one of the following measurement categories:

- amortised cost, if the investment is held for the collection of contractual cash flows which represent solely payments of principal and interest. Expected credit losses, interest income calculated using the effective interest method (see note (W)(ii)), foreign exchange gains and losses are recognised in profit or loss. Any gain or loss on derecognition is recognised in profit or loss.
- FVTPL if the investment does not meet the criteria for being measured at amortised cost or FVOCI (recycling). Changes in the fair value of the investment (including interest) are recognised in profit or loss.

#### Equity investments

Equity investments are classified as measured at FVTPL unless the equity investments are not held for trading purposes and on initial recognition of the investments the Group makes an irrevocable election to designate the investments at FVOCI (non-recycling) such that subsequent changes in fair value are recognised in other comprehensive income. Such elections are made on an instrument-by-instrument basis, but may only be made if the investment meets the definition of equity from the issuer's perspective. Where such an election is made, the amount accumulated in other comprehensive income remains in the fair value reserve (non-recycling) until the investment is disposed of. At the time of disposal, the amount accumulated in the fair value reserve (non-recycling) is transferred to retained profits. It is not recycled through profit or loss. Dividends from an equity investment, irrespective of whether measured at FVTPL or designated at FVOCI (non-recycling), are recognised in profit or loss as other income in accordance with the policy set out in (W)(iv).

### (G) PROPERTY, PLANT AND EQUIPMENT

Property, plant and equipment are stated at cost less accumulated depreciation and impairment losses (see (K)(ii)).

The cost of an item of property, plant and equipment comprises its purchase price, any costs directly attributable to bringing the asset to the location and condition necessary for it to be capable of operating in the manner intended by management, and the initial estimate of costs of dismantling and removing the item and restoring the site on which it is located.

Gains or losses arising from the retirement or disposal of an item of property, plant and equipment are determined as the difference between the net disposal proceeds and the carrying amount of the item and are recognised in profit or loss on the date of retirement or disposal.

- Buildings held for own use which are situated on leasehold land are depreciated over the shorter of the unexpired term of lease and their estimated useful lives, being no more than 20 years after the date of completion.
- Plant and machinery                      5 – 10 years
- Motor vehicles                                5 years
- Furniture and fixtures                     3 – 10 years
- Retail outlets leasehold improvements   1 – 2 years

## (H) CONSTRUCTION IN PROGRESS

No depreciation is provided in respect of construction in progress until it is substantially completed and ready for its intended use.

#### (I) INTANGIBLE ASSETS (OTHER THAN GOODWILL)

Amortisation of intangible assets with finite useful lives is charged to profit or loss on a straight-line basis over the assets' estimated useful lives. The following intangible assets with finite useful lives are amortised from the date they are available for use and their estimated useful lives are as follows:

- Both the useful lives and method of amortisation are reviewed annually.

## Material Accounting Policy Information

### (J) LEASED ASSETS

At inception of a contract, the Group assesses whether the contract is, or contains, a lease. A contract is, or contains, a lease if the contract conveys the right to control the use of an identified asset for a period of time in exchange for consideration. Control is conveyed where the customer has both the right to direct the use of the identified asset and to obtain substantially all of the economic benefits from that use.

#### As a lessee

Where the contract contains lease component(s) and non-lease component(s), the Group has elected not to separate non-lease components and accounts for each lease component and any associated non-lease components as a single lease component for all leases.

At the lease commencement date, the Group recognises a right-of-use asset and a lease liability, except for short-term leases that have a lease term of 12 months or less and leases of low-value assets. When the Group enters into a short-term lease or lease in respect of a low-value asset, the Group decides whether to capitalise the lease on a lease-by-lease basis. The lease payments associated with those leases which are not capitalised are recognised as an expense on a systematic basis over the lease term.

Where the lease is capitalised, the lease liability is initially recognised at the present value of the lease payments payable over the lease term, discounted using the interest rate implicit in the lease or, if that rate cannot be readily determined, using a relevant incremental borrowing rate. After initial recognition, the lease liability is measured at amortised cost and interest expense is calculated using the effective interest method. Variable lease payments that do not depend on an index or rate are not included in the measurement of the lease liability and hence are charged to profit or loss in the accounting period in which they are incurred.

The right-of-use asset recognised when a lease is capitalised is initially measured at cost, which comprises the initial amount of the lease liability plus any lease payments made at or before the commencement date, and any initial direct costs incurred. Where applicable, the cost of the right-of-use assets also includes an estimate of costs to dismantle and remove the underlying asset or to restore the underlying asset or the site on which it is located, discounted to their present value, less any lease incentives received. The right-of-use asset is subsequently stated at cost less accumulated depreciation and impairment losses (see (K)(ii)).

The initial fair value of refundable rental deposits is accounted for separately from the right-of-use assets and measured at amortised cost. Any difference between the initial fair value and the nominal value of the deposits is accounted for as additional lease payments made and is included in the cost of right-of-use assets.

The lease liability is remeasured when there is a change in future lease payments arising from a change in an index or rate, or there is a change in the Group's estimate of the amount expected to be payable under a residual value guarantee, or there is a change arising from the reassessment of whether the Group will be reasonably certain to exercise a purchase, extension or termination option. When the lease liability is remeasured in this way, a corresponding adjustment is made to the carrying amount of the right-of-use asset, or is recorded in profit or loss if the carrying amount of the right-of-use asset has been reduced to zero.

The lease liability is also remeasured when there is a change in the scope of a lease or the consideration for a lease that is not originally provided for in the lease contract ("lease modification") that is not accounted for as a separate lease. In this case the lease liability is remeasured based on the revised lease payments and lease term using a revised discount rate at the effective date of the modification.

In the consolidated statement of financial position, the current portion of long-term lease liabilities is determined as the present value of contractual payments that are due to be settled within twelve months after the reporting period.



## (K) CREDIT LOSSES AND IMPAIRMENT OF ASSETS

### (i) Credit losses from financial assets

The Group recognises a loss allowance for ECLs on financial assets measured at amortised cost, including listed or unlisted debt securities, pledged deposits, bank deposits, cash and cash equivalents, trade receivables and other receivables. Other financial assets measured at fair value, including equity investments designated at FVOCI (non-recycling) and derivative financial assets, are not subject to the ECL assessment.

#### **Measurement of ECLs**

ECLs are a probability-weighted estimate of credit losses. Credit losses are measured as the present value of all expected cash shortfalls (i.e. the difference between the cash flows due to the Group in accordance with the contract and the cash flows that the Group expects to receive).

The expected cash shortfalls are discounted using the following discount rates where the effect of discounting is material:

- fixed-rate financial assets, trade receivables and other receivables: effective interest rate determined at initial recognition or an approximation thereof;
- variable-rate financial assets: current effective interest rate.

The maximum period considered when estimating ECLs is the maximum contractual period over which the Group is exposed to credit risk.

In measuring ECLs, the Group takes into account reasonable and supportable information that is available without undue cost or effort. This includes information about past events, current conditions and forecasts of future economic conditions.

ECLs are measured on either of the following bases:

- 12-month ECLs: these are losses that are expected to result from possible default events within the 12 months after the end of the reporting period; and
- lifetime ECLs: these are losses that are expected to result from all possible default events over the expected lives of the items to which the ECL model applies.

Loss allowances for trade receivables are always measured at an amount equal to lifetime ECLs. ECLs on trade receivables are estimated using a provision matrix based on the Group's historical credit loss experience, adjusted for factors that are specific to the debtors, and an assessment of both the current and forecast general economic conditions at the end of the reporting period.

For all other financial assets, the Group recognises a loss allowance equal to 12-month ECLs unless there has been a significant increase in credit risk of the financial instrument since initial recognition, in which case the loss allowance is measured at an amount equal to lifetime ECLs.

## Material Accounting Policy Information

### (K) CREDIT LOSSES AND IMPAIRMENT OF ASSETS *(Continued)*

#### (i) Credit losses from financial assets *(Continued)*

##### ***Significant increases in credit risk***

In assessing whether the credit risk of a financial asset has increased significantly since initial recognition, the Group compares the risk of default occurring on the financial asset assessed at the end of the reporting period with that assessed at the date of initial recognition. In making this reassessment, the Group considers that a default event occurs when (i) the borrower is unlikely to pay its credit obligations to the Group in full, without recourse by the Group to actions such as realising security (if any is held); or (ii) the financial asset is 90 days past due. The Group considers both quantitative and qualitative information that is reasonable and supportable, including historical experience and forward-looking information that is available without undue cost or effort.

In particular, the following information is taken into account when assessing whether credit risk has increased significantly since initial recognition:

- failure to make payments of principal or interest on their contractually due dates;
- an actual or expected significant deterioration in a financial asset's external or internal credit rating (if available);
- an actual or expected significant deterioration in the operating results of the debtor; and
- existing or forecast changes in the technological, market, economic or legal environment that have a significant adverse effect on the debtor's ability to meet its obligation to the Group.

Depending on the nature of the financial assets, the assessment of a significant increase in credit risk is performed on either an individual basis or a collective basis. When the assessment is performed on a collective basis, the financial assets are grouped based on shared credit risk characteristics, such as past due status and credit risk ratings.

ECLs are remeasured at the end of each reporting period to reflect changes in the financial assets' credit risk since initial recognition. Any change in the ECL amount is recognised as an impairment gain or loss in profit or loss. The Group recognises an impairment gain or loss for all financial assets with a corresponding adjustment to their carrying amount through a loss allowance account.

##### ***Basis of calculation of interest income***

Interest income recognised in accordance with (W)(ii) is calculated based on the gross carrying amount of the financial asset unless the financial asset is credit-impaired, in which case interest income is calculated based on the amortised cost (i.e. the gross carrying amount less loss allowance) of the financial asset.

At the end of each reporting period, the Group assesses whether a financial asset is credit-impaired. A financial asset is credit-impaired when one or more events that have a detrimental impact on the estimated future cash flows of the financial asset have occurred.

Evidence that a financial asset is credit-impaired includes the following observable events:

- significant financial difficulties of the debtor;
- a breach of contract, such as a default or past due event;
- it becoming probable that the debtor will enter into bankruptcy or other financial reorganisation;
- significant changes in the technological, market, economic or legal environment that have an adverse effect on the debtor; and
- the disappearance of an active market for a security because of financial difficulties of the issuer.

## (K) CREDIT LOSSES AND IMPAIRMENT OF ASSETS *(Continued)*

### (i) Credit losses from financial assets *(Continued)*

#### ***Write-off policy***

The gross carrying amount of a financial asset is written off (either partially or in full) to the extent that there is no realistic prospect of recovery. This is generally the case when the Group determines that the debtor does not have assets or sources of income that could generate sufficient cash flows to repay the amounts subject to the write-off.

Subsequent recoveries of an asset that was previously written off are recognised as a reversal of impairment in profit or loss in the period in which the recovery occurs.

### (ii) Impairment of other non-current assets

Internal and external sources of information are reviewed at the end of each reporting period to identify indications that the following assets may be impaired or an impairment loss previously recognised no longer exists or may have decreased:

- property, plant and equipment;
- right-of-use assets;
- intangible assets;
- construction in progress;
- investment in an associate; and
- investments in subsidiaries in the company-level statement of financial position.

If any such indication exists, the asset's recoverable amount is estimated.

Goodwill is tested annually for impairment.

#### – ***Calculation of recoverable amount***

The recoverable amount of an asset is the greater of its fair value less costs of disposal and value in use. In assessing value in use, the estimated future cash flows are discounted to their present value using a pre-tax discount rate that reflects current market assessments of the time value of money and the risks specific to the asset. Where an asset does not generate cash inflows largely independent of those from other assets, the recoverable amount is determined for the smallest group of assets that generates cash inflows independently (i.e. a cash-generating unit). Goodwill arising from business combination is allocated to cash-generating units or groups of cash-generating units that are expected to benefit from the synergies of the combination. A portion of the carrying amount of a corporate asset (for example, head office building) is allocated to an individual cash-generating unit if the allocation can be done on a reasonable and consistent basis, or to the smallest group of cash-generating units if otherwise.

#### – ***Recognition of impairment losses***

An impairment loss is recognised in profit or loss whenever the carrying amount of an asset, or the cash-generating unit to which it belongs, exceeds its recoverable amount. Impairment losses recognised in respect of cash-generating units are allocated to reduce the carrying amount of the assets in the unit (or group of units) on a pro rata basis, except that the carrying value of an asset will not be reduced below its individual fair value less costs of disposal (if measurable) or value in use (if determinable).

## Material Accounting Policy Information

### (K) CREDIT LOSSES AND IMPAIRMENT OF ASSETS (Continued)

#### (ii) Impairment of other non-current assets (Continued)

##### – Reversals of impairment losses

An impairment loss in respect of goodwill is not reversed. For other assets, an impairment loss is reversed if there has been a favourable change in the estimates used to determine the recoverable amount.

A reversal of impairment losses is limited to the asset's carrying amount that would have been determined had no impairment loss been recognised in prior years. Reversals of impairment losses are credited to profit or loss in the year in which the reversals are recognised.

### (L) INVENTORIES

Inventories are assets which are held for sale in the ordinary course of business, in the process of production for such sale or in the form of materials or supplies to be consumed in the production process.

Inventories are carried at the lower of cost and net realisable value.

Cost is calculated using the weighted average cost formula and comprises all costs of purchase, costs of conversion and other costs incurred in bringing the inventories to their present location and condition.

Net realisable value is the estimated selling price in the ordinary course of business less the estimated costs of completion and the estimated costs necessary to make the sale.

When inventories are sold, the carrying amount of those inventories is recognised as an expense in the period in which the related revenue is recognised. The amount of any write-down of inventories to net realisable value and all losses of inventories are recognised as an expense in the period the write-down or loss occurs. The amount of any reversal of any write-down of inventories is recognised as a reduction in the amount of inventories recognised as an expense in the period in which the reversal occurs.

A right to recover returned goods is recognised for the right to recover products from customers sold with a right to return products. It is measured in accordance with the policy set out in (W)(i).

### (M) CONTRACT LIABILITIES

A contract liability is recognised when the customer pays non-refundable consideration before the Group recognises the related revenue (see (W)(i)). A contract liability would also be recognised if the Group has an unconditional right to receive non-refundable consideration before the Group recognises the related revenue. In such cases, a corresponding receivable would also be recognised (see (N)).

### (N) TRADE RECEIVABLES AND OTHER RECEIVABLES

A receivable is recognised when the Group has an unconditional right to receive consideration. A right to receive consideration is unconditional if only the passage of time is required before payment of that consideration is due.

Receivables are initially measured at fair value, and subsequently stated at amortised cost using the effective interest method less allowance for credit losses (see (K)(i)).

### (O) DERIVATIVE FINANCIAL INSTRUMENTS

Derivative financial instruments are initially recognised at fair value. At the end of each reporting period the fair value is remeasured. The gain or loss on remeasurement to fair value is recognised immediately in profit or loss.

## (P) INTEREST-BEARING BORROWINGS

Interest-bearing borrowings are recognised initially at fair value less attributable transaction costs. Subsequent to initial recognition, interest-bearing borrowings are stated at amortised cost using the effective interest method. Interest expense is recognised in accordance with the Group's accounting policy for borrowing costs (see (AA)).

## (Q) TRADE PAYABLES AND OTHER PAYABLES

Payables are initially recognised at fair value, and are subsequently stated at amortised cost unless the effect of discounting would be immaterial, in which case they are stated at cost.

Refund liability arising from right to return products is recognised in accordance with the policy set out in (W)(i).

## (R) CONVERTIBLE BONDS

Convertible bonds that can be converted into ordinary shares at the option of the holder, where the number of shares to be issued is fixed, are accounted for as compound financial instruments, i.e. they contain both a liability component and an equity component.

At initial recognition, the liability component of the convertible bonds is measured at fair value based on the future interest (if any) and principal payments, discounted at the prevailing market rate of interest for similar non-convertible instruments. The remainder of the proceeds is allocated to the conversion option as the equity component. Transaction costs associated with the issuance of the convertible bonds are allocated to the liability and equity components in proportion to the allocation of proceeds.

The liability component is subsequently carried at amortised cost. Interest expense recognised in profit or loss on the liability component is calculated using the effective interest method. The equity component is not remeasured and is recognised in the convertible bonds related reserve until either the bonds are converted or redeemed.

If the convertible bonds are converted, the convertible bonds related reserve, together with the carrying amount of the liability component at the time of conversion, would be transferred to share capital and share premium as consideration for the shares issued. If the convertible bonds are redeemed, the corresponding reserve would be released and transferred directly to retained profits.

## (S) CASH AND CASH EQUIVALENTS

Cash and cash equivalents comprise cash at bank and in hand, demand deposits with banks and other financial institutions, and short-term, highly liquid investments that are readily convertible into known amounts of cash and which are subject to an insignificant risk of changes in value, having been within three months of maturity at acquisition. Cash and cash equivalents are assessed for ECL in accordance with the policy set out in (K)(i).



## Material Accounting Policy Information

### (T) EMPLOYEE BENEFITS

#### (i) Short-term employee benefits and contributions to defined contribution retirement plans

Salaries, annual bonuses, paid annual leave, contributions to defined contribution retirement plans and the cost of non-monetary benefits are accrued in the year in which the associated services are rendered by employees. Where payment or settlement is deferred and the effect would be material, these amounts are stated at their present values.

#### (ii) Share-based payment transactions

The fair values of share options and awarded shares granted to employees are recognised as employee costs with corresponding increases in share-based compensation reserve within equity. The fair values are measured at grant date using the (a) in respect of share options, Black-Scholes-Merton Option Pricing Model, taking into account the terms and conditions upon which the options were granted; and (b) in respect of awarded shares, the market price of the Company's shares. Generally, service and non-market performance conditions are not taken into account when determining the fair value of share options or awarded shares. Market performance conditions are reflected within the fair value. Where the employees have to meet vesting conditions before becoming unconditionally entitled to the options or awarded shares, the total estimated fair values of the options and awarded shares are spread over the vesting period, taking into account the probability that the options and awarded shares will vest.

During the vesting period, the numbers of share options and awarded shares that are expected to vest are reviewed. Any resulting adjustments to the cumulative fair values recognised in prior years are charged/credited to profit or loss for the year of the review, unless the original employee expenses qualify for recognition as an asset, with corresponding adjustments to the share-based compensation reserve. On vesting date, the amounts recognised as expenses are adjusted to reflect the actual number of options and awarded shares that vest (with corresponding adjustments to the share-based compensation reserve) except where forfeiture is only due to not achieving vesting conditions that relate to the market price of the Company's shares. The equity amounts are recognised in the share-based compensation reserve until (a) in respect of share options, either the option is exercised (when it is transferred to the share premium account) or the option expires (when it is released directly to retained profits); and (b) in respect of awarded shares, the awarded share is vested (when it is transferred to the share premium account).

Where there is any modification of terms and conditions which does not result in any incremental fair value on share options or awarded shares granted, or is not otherwise beneficial to the employee, the Group nevertheless continues to account for the share options or awarded shares granted as if that modification had not occurred.

## (U) INCOME TAX

Income tax for the year comprises current tax and movements in deferred tax assets and liabilities. Current tax and movements in deferred tax assets and liabilities are recognised in profit or loss except to the extent that they relate to a business combination, items recognised in other comprehensive income or directly in equity, in which case they are recognised in other comprehensive income or directly in equity respectively.

Current tax is the expected tax payable on the taxable income for the year, using tax rates enacted or substantively enacted as at the end of the reporting period, and any adjustment to tax payable in respect of previous years.

Deferred tax assets and liabilities arise from deductible and taxable temporary differences respectively, being the differences between the carrying amounts of assets and liabilities for financial reporting purposes and their tax bases. Deferred tax assets and liabilities also arise from unused tax losses, unused tax credits, lease liabilities and right-of-use assets.

All deferred tax liabilities, and all deferred tax assets to the extent that it is probable that future taxable profits will be available against which the asset can be utilised, are recognised. Future taxable profits that may support the recognition of deferred tax assets arising from deductible temporary differences include those that will arise from the reversal of existing taxable temporary differences, provided those differences relate to the same taxation authority and the same taxable entity, and are expected to reverse either in the same period as the expected reversal of the deductible temporary difference or in periods into which a tax loss arising from the deferred tax asset can be carried back or forward. The same criteria are adopted when determining whether existing taxable temporary differences support the recognition of deferred tax assets arising from unused tax losses and credits, that is, those differences are taken into account if they relate to the same taxation authority and the same taxable entity, and are expected to reverse in a period, or periods, in which the tax loss or credit can be utilised.

The amount of deferred tax recognised is measured based on the expected manner of realisation or settlement of the carrying amount of the assets and liabilities, using tax rates enacted or substantively enacted as at the end of the reporting period. Deferred tax assets and liabilities are not discounted.

The carrying amount of a deferred tax asset is reviewed at the end of each reporting period and is reduced to the extent that it is no longer probable that sufficient taxable profits will be available to allow the related tax benefit to be utilised. Any such reduction is reversed to the extent that it becomes probable that sufficient taxable profits will be available.

Deferred tax is not recognised for:

- temporary differences on the initial recognition of assets or liabilities in a transaction that is not a business combination and that affects neither accounting nor taxable profit or loss and does not give rise to equal taxable and deductible temporary differences;
- temporary differences related to investment in subsidiaries, associate or joint venture to the extent that the Group is able to control the timing of the reversal of the temporary differences and it is probable that they will not reverse in the foreseeable future;
- taxable temporary differences arising on the initial recognition of goodwill; and
- those related to the income taxes arising from tax laws enacted or substantively enacted to implement the Pillar Two model rules published by the OECD.

## Material Accounting Policy Information

### (U) INCOME TAX (Continued)

Current tax balances and deferred tax balances, and movements therein, are presented separately from each other and are not offset. Current tax assets are offset against current tax liabilities, and deferred tax assets against deferred tax liabilities, if the Group has the legally enforceable right to set off current tax assets against current tax liabilities and the following additional conditions are met:

- in the case of current tax assets and liabilities, the Group intends either to settle on a net basis, or to realise the asset and settle the liability simultaneously; or
- in the case of deferred tax assets and liabilities, if they relate to income taxes levied by the same taxation authority on either:
  - the same taxable entity; or
  - different taxable entities, which, in each future period in which significant amounts of deferred tax liabilities or assets are expected to be settled or recovered, intend to realise the current tax assets and settle the current tax liabilities on a net basis or realise and settle simultaneously.

### (V) PROVISIONS AND CONTINGENT LIABILITIES

Provisions are recognised for liabilities of uncertain timing or amount when the Group has a legal or constructive obligation arising as a result of a past event, it is probable that an outflow of economic benefits will be required to settle the obligation and a reliable estimate can be made. Where the time value of money is material, provisions are stated at the present value of the expenditure expected to settle the obligation.

Where it is not probable that an outflow of economic benefits will be required, or the amount cannot be estimated reliably, the obligation is disclosed as a contingent liability, unless the probability of outflow of economic benefits is remote. Possible obligations, whose existence will only be confirmed by the occurrence or non-occurrence of one or more future events are also disclosed as contingent liabilities unless the probability of outflow of economic benefits is remote.

### (W) REVENUE AND OTHER INCOME

Revenue is recognised on a gross basis when control over a product is transferred to the customer at the amount of promised consideration to which the Group (i.e. the principal) is expected to be entitled, excluding those amounts collected on behalf of third parties. Revenue excludes value added tax and is after deduction of any trade discounts, rebates and goods returns.

Further details of the Group's revenue and other income recognition policies are as follows:

#### (i) Sale of goods

Revenue is recognised at the point in time when the control of the sporting goods is transferred to customers.

- For wholesale business, the control of the sporting goods is transferred when the sporting goods are accepted by the distributors or franchisees, which is typically when the sporting goods are shipped to the specified locations as specified in the contracts with customers. Generally, there is no significant financing component in the contract with customer nor significant variable element in the consideration. Normally a credit period of 30 to 90 days is granted to customers under respective contracts.
- For retail business, the control of the sporting goods is transferred when the sporting goods are sold to the customers in brick-and-mortar stores. Consideration is usually settled in cash, by credit cards, debit cards or through on-line payment platforms.
- For e-commerce business, the control of the sporting goods is transferred when the sporting goods are delivered to and accepted by the customers. Consideration is usually settled by credit cards, debit cards or through on-line payment platforms.

## **(W) REVENUE AND OTHER INCOME** (Continued)

### **(i) Sale of goods** (Continued)

In case customers have a right to return products under certain circumstances, the Group then may not be entitled to the consideration received or receivable. Therefore, the Group reduces the revenue recognised by an estimate of the expected return and recognises a refund liability and an asset in relation to refund. Such estimates are reviewed at the end of each reporting period.

### **(ii) Interest income**

Interest income is recognised as it accrues using the effective interest method. For financial assets measured at amortised cost that are not credit-impaired, the effective interest rate is applied to the gross carrying amount of the asset. For credit-impaired financial assets, the effective interest rate is applied to the amortised cost (i.e. gross carrying amount net of loss allowance) of the asset (see (K)(i)).

### **(iii) Government grants**

Government grants are recognised in the statement of financial position initially when there is reasonable assurance that they will be received and that the Group will comply with the conditions attaching to them. Grants that compensate the Group for expenses incurred are recognised as income in profit or loss on a systematic basis in the same periods in which the expenses are incurred. Grants that compensate the Group for the cost of an asset are initially recognised as deferred income and subsequently recognised in profit or loss upon on a systematic basis over the useful life of the asset.

### **(iv) Dividends income from equity instruments**

Dividend income from unlisted equity investments is recognised when the shareholder's right to receive payment is established.

Dividend income from listed equity investments is recognised when the share price of the investment goes ex-dividend.

## **(X) TRANSLATION OF FOREIGN CURRENCIES**

### **(i) Functional and presentation currency**

Items included in the financial statements of each entity in the Group are measured using the currency that best reflects the economic substance of the underlying events and circumstances relevant to that entity ("functional currency"). The functional currency of the Company is Hong Kong Dollars.

The financial statements are presented in RMB ("presentation currency").

## Material Accounting Policy Information

### (X) TRANSLATION OF FOREIGN CURRENCIES (Continued)

#### (ii) Transactions and balances

Foreign currency transactions during the year are translated into the functional currency at the foreign exchange rates ruling at the transaction dates. Monetary assets and liabilities denominated in foreign currencies are translated at the foreign exchange rates ruling as at the end of the reporting period. Exchange gains and losses are recognised in profit or loss.

Non-monetary assets and liabilities that are measured in terms of historical cost in a foreign currency are translated using the foreign exchange rates ruling at the transaction dates. The transaction date is the date on which the entity initially recognises such non-monetary assets or liabilities.

The results of operations outside Mainland China are translated into Renminbi at the exchange rates approximating the foreign exchange rates ruling at the dates of the transactions. Statement of financial position's items are translated into Renminbi at the closing foreign exchange rates as at the end of the reporting period. The resulting exchange differences are recognised in other comprehensive income and accumulated separately in equity in the exchange reserve.

On disposal of an operation outside Mainland China, the cumulative amount of the exchange differences relating to that operation is reclassified from equity to profit or loss when the profit or loss on disposal is recognised.

### (Y) RESEARCH AND DEVELOPMENT

Expenditure on research activities is recognised as an expense in the period in which it is incurred. Expenditure on development activities is capitalised if the product or process is technically and commercially feasible and the Group has sufficient resources and the intention to complete development.

### (Z) DIVIDENDS

Dividends are recognised as a liability in the period in which they are declared.

### (AA) BORROWING COSTS

Borrowing costs that are directly attributable to the acquisition, construction or production of an asset which necessarily takes a substantial period of time to get ready for its intended use or sale are capitalised as part of the cost of that asset. Other borrowing costs are expensed in the period in which they are incurred.

The capitalisation of borrowing costs as part of the cost of a qualifying asset commences when expenditure for the asset is being incurred, borrowing costs are being incurred and activities that are necessary to prepare the asset for its intended use or sale are in progress. Capitalisation of borrowing costs is suspended or ceases when substantially all the activities necessary to prepare the qualifying asset for its intended use or sale are interrupted or complete.

## (BB) RELATED PARTIES

- (a) A person, or a close member of that person's family, is related to the Group if that person:
  - (i) has control or joint control over the Group;
  - (ii) has significant influence over the Group; or
  - (iii) is a member of the key management personnel of the Group or the Group's parent.
- (b) An entity is related to the Group if any of the following conditions applies:
  - (i) The entity and the Group are members of the same group (which means that each parent, subsidiary and fellow subsidiary is related to the others).
  - (ii) One entity is an associate or joint venture of the other entity (or an associate or joint venture of a member of a group of which the other entity is a member).
  - (iii) Both entities are joint ventures of the same third party.
  - (iv) One entity is a joint venture of a third entity and the other entity is an associate of the third entity.
  - (v) The entity is a post-employment benefit plan for the benefit of employees of either the Group or an entity related to the Group.
  - (vi) The entity is controlled or jointly controlled by a person identified in (a).
  - (vii) A person identified in (a)(i) has significant influence over the entity or is a member of the key management personnel of the entity (or of a parent of the entity).
  - (viii) The entity, or any member of a group of which it is a part, provides key management personnel services to the Group or to the Group's parent.

Close members of the family of a person are those family members who may be expected to influence, or be influenced by, that person in their dealings with the entity.

## (CC) SEGMENT REPORTING

Operating segments, and the amounts of each segment item reported in the financial statements, are identified from the financial information provided regularly to the Group's most senior executive management for the purposes of allocating resources to, and assessing the performance of, the Group's various lines of business and geographical locations.

Individually material operating segments are not aggregated for financial reporting purposes unless the segments have similar economic characteristics and are similar in respect of the nature of products and services, the nature of production processes, the type or class of customers, the methods used to distribute the products or provide the services, and the nature of the regulatory environment. Operating segments which are not individually material may be aggregated if they share a majority of these criteria.

## (DD) SHARES PROPOSED FOR CANCELLATION

The Group accounts for shares proposed for cancellation using the cost method. Under this method, the cost incurred to purchase the shares is debited to shares proposed for cancellation on the statement of financial position of the Company. At cancellation of the shares proposed for cancellation, the aggregate nominal value of the shares is debited to share capital and the excess of the acquisition cost of shares proposed for cancellation over the aggregate nominal value is debited to retained profits.



# Principal Subsidiaries

Name of company	Place of incorporation/ operation	Paid up capital	Attributable equity interest		Principal activities
			Direct	Indirect	
Anta Enterprise Group Limited	BVI/Hong Kong SAR	USD10,000	100%	0%	Investment holding
Motive Force Sports Products Limited	BVI/Hong Kong SAR	USD10,000	100%	0%	Investment holding
REEDO Sports Products Limited	BVI/Hong Kong SAR	USD1	100%	0%	Investment holding
ANDES Sports Products Limited	BVI/Hong Kong SAR	USD1	100%	0%	Investment holding
Origin Force Holding Limited	BVI/Hong Kong SAR	USD1	100%	0%	Investment holding
ANKO Sports Products Limited	BVI/Hong Kong SAR	USD1	100%	0%	Investment holding
ANKING Sports Products Limited	BVI/Hong Kong SAR	USD1	100%	0%	Investment holding
Anthas Sports Products Limited	BVI/Hong Kong SAR	USD1	100%	0%	Investment holding
ANMAIA Sports Products Limited	BVI/Hong Kong SAR	USD1	100%	0%	Investment holding
Anllian Sports Products Limited	BVI/Hong Kong SAR	EUR903,172,190	100%	0%	Investment holding
ANLLIAN Capital Limited	BVI/Hong Kong SAR	EUR1	100%	0%	Investment holding
ANLLIAN Capital 2 Limited	BVI/Hong Kong SAR	EUR400,000,001	100%	0%	Investment holding
ANLLIAN Holdings Limited	BVI/Hong Kong SAR	USD1	100%	0%	Investment holding
ANME Distribution Holding Limited	BVI/Hong Kong SAR	USD1	100%	0%	Investment holding
ANTA Investment Limited	Hong Kong SAR	HKD1,000,000	0%	100%	Investment holding
ANTA International Limited	Hong Kong SAR	HKD1	0%	100%	Management services
Origin Force Investment Limited	Hong Kong SAR	HKD1	0%	100%	Investment holding
Anta Sports Japan Co., Ltd. (Note (iii))	Japan	JPY50,000,000	0%	100%	Product design
ANTA Sports Products (JAPAN) Co., Ltd.(Note (iii))	Japan	JPY180,000,000	0%	100%	Product design
ANTA US Co., Ltd.	United States	–	0%	100%	Product design
ANTA Distribution (Hong Kong) Limited (formerly known as ANME Distribution (Hong Kong) Limited)	Hong Kong SAR	USD11,000,000	0%	100%	Investment holding and trading of sporting goods

Name of company	Place of incorporation/ operation	Paid up capital	Attributable equity interest		Principal activities
			Direct	Indirect	
Anta Sports America Inc.	United States	USD8,000,000	0%	100%	Trading of sporting goods
ANTA Sports Korea Co., Ltd (Note (iii))	Korea	KRW650,000,000	0%	100%	Product design
ANTA NETHERLANDS B.V.	Netherlands	EUR700,000	0%	100%	Product design
安踏體育用品集團有限公司 ANTA Sports Products Group Co., Limited (Note (i))	PRC	HKD1,130,000,000	0%	100%	Manufacturing and trading of sporting goods
安踏 (中國) 有限公司 ANTA (CHINA) CO., LTD (Note (ii))	PRC	RMB593,901,290	0%	100%	Manufacturing and trading of sporting goods
廈門安踏有限公司 Xiamen ANTA Company Limited (Note (ii))	PRC	RMB800,000,000	0%	100%	Investment holding and trading of sporting goods
廈門安踏貿易有限公司 XIAMEN ANTA TRADING CO., LTD. (Note (ii))	PRC	RMB261,168,000	0%	100%	Trading of sporting goods
寧波群鯉服飾有限公司 NINGBO QUNLI STYLE CO., LTD. (Notes (ii) and (iii))	PRC	RMB10,000,000	0%	100%	Retailing of sporting goods
福建安踏物流信息科技有限公司 FUJIAN ANTA LOGISTICS INFORMATION TECHNOLOGY CO., LTD (Note (ii))	PRC	RMB1,000,000,000	0%	100%	Logistics services
四川安踏物流科技有限公司 SICHUAN ANTA LOGISTICS TECHNOLOGY CO., LTD. (Notes (ii) and (iii))	PRC	RMB10,000,000	0%	100%	Logistics services
鄭州安踏物流信息科技有限公司 ZHENGZHOU ANTA LOGISTICS INFORMATION TECHNOLOGY CO., LTD (Notes (ii) and (iii))	PRC	RMB10,000,000	0%	100%	Logistics services
江蘇安踏物流信息科技有限公司 JIANGSU ANTA LOGISTICS INFORMATION TECHNOLOGY CO., LTD (Notes (ii) and (iii))	PRC	RMB10,000,000	0%	100%	Logistics services
廊坊安踏物流信息科技有限公司 LANGFANG ANTA LOGISTICS INFORMATION TECHNOLOGY CO., LTD (Note (ii) and (iii))	PRC	RMB10,000,000	0%	100%	Logistics services
長汀安踏體育用品有限公司 CHANGTING ANTA SPORTS PRODUCTS CO., LTD. (Note (ii))	PRC	RMB77,338,350	0%	100%	Manufacturing of sporting goods

## Principal Subsidiaries

Name of company	Place of incorporation/ operation	Paid up capital	Attributable equity interest		Principal activities
			Direct	Indirect	
廈門安踏體育用品有限公司 XIAMEN ANTA SPORTS GOODS CO., LTD. (Note (ii))	PRC	RMB46,832,610	0%	100%	Manufacturing of sporting goods
廈門安踏實業有限公司 XIAMEN ANTA INDUSTRIAL CO., LTD. (Notes (ii) and (iii))	PRC	RMB100,000,000	0%	100%	Manufacturing of sporting goods
商丘安踏鞋業有限公司 SHANGQIU ANTA SHOES CO., LTD. (Notes (ii) and (iii))	PRC	RMB100,000,000	0%	85%	Manufacturing of sporting goods
泉州安踏鞋材有限公司 QUANZHOU ANTA MATERIAL SUPPLY CO., LTD. (Notes (ii) and (iii))	PRC	RMB100,000,000	0%	100%	Manufacturing of shoe sole
河南安踏鞋材有限公司 HENAN ANTA MATERIAL SUPPLY CO., LTD. (Notes (ii) and (iii))	PRC	RMB150,000,000	0%	100%	Manufacturing of shoe sole
泉州寰球鞋服有限公司 QUANZHOU ATHLETIC SHOES & GARMENTS CO., LTD. (Note (ii))	PRC	USD26,260,000	0%	55%	Manufacturing and trading of sporting goods
廈門安踏進出口有限公司 XIAMEN ANTA IMPORT & EXPORT CO., LTD. (Note (ii))	PRC	RMB21,000,000	0%	100%	Trading of sporting goods
昆明安踏體育用品有限公司 KUNMING ANTA SPORTS PRODUCTS CO., LTD. (Note (i))	PRC	RMB400,000,000	0%	100%	Investment holding and trading of sporting goods
廈門安踏服飾有限公司 XIAMEN ANTA STYLE CO., LTD. (Notes (ii) and (iii))	PRC	RMB50,000,000	0%	100%	Retailing of sporting goods
廈門安競服飾有限公司 XIAMEN ANJING STYLE CO., LTD. (Notes (ii) and (iii))	PRC	RMB10,000,000	0%	52%	Retailing of sporting goods
廈門安魯服飾有限公司 XIAMEN ANLU STYLE CO., LTD. (Notes (ii) and (iii))	PRC	RMB10,000,000	0%	65%	Retailing of sporting goods
廈門安速服飾有限公司 XIAMEN ANSU STYLE CO., LTD. (Notes (ii) and (iii))	PRC	RMB10,000,000	0%	51%	Retailing of sporting goods
廈門競哈服飾有限公司 XIAMEN JINGHA STYLE CO., LTD. (Notes (ii) and (iii))	PRC	RMB10,000,000	0%	51%	Retailing of sporting goods
廈門安隴服飾有限公司 XIAMEN ANLONG STYLE CO., LTD. (Notes (ii) and (iii))	PRC	RMB10,000,000	0%	70%	Retailing of sporting goods

Name of company	Place of incorporation/ operation	Paid up capital	Attributable equity interest		Principal activities
			Direct	Indirect	
廈門競進服飾有限公司 XIAMEN JINGJIN STYLE CO., LTD. (Notes (ii) and (iii))	PRC	RMB10,000,000	0%	55%	Retailing of sporting goods
廈門翔動服飾有限公司 XIAMEN XIANGDONG STYLE CO., LTD. (Notes (ii) and (iii))	PRC	RMB10,000,000	0%	51%	Retailing of sporting goods
廈門翔馳服飾有限公司 XIAMEN XIANGCHI STYLE CO., LTD. (Notes (ii) and (iii))	PRC	RMB10,000,000	0%	51%	Retailing of sporting goods
廈門潤聯服飾有限公司 XIAMEN RUNLIAN STYLE CO., LTD. (Notes (ii) and (iii))	PRC	RMB10,000,000	0%	55%	Retailing of sporting goods
廈門晉博服飾有限公司 XIAMEN JINBO STYLE CO., LTD. (Notes (ii) and (iii))	PRC	RMB30,000,000	0%	51%	Retailing of sporting goods
廈門安業服飾有限公司 XIAMEN ANYE STYLE CO., LTD. (Notes (ii) and (iii))	PRC	RMB30,000,000	0%	51%	Retailing of sporting goods
晉江安冀服飾有限公司 JINJIANG ANJI STYLE CO., LTD. (Notes (ii) and (iii))	PRC	RMB30,000,000	0%	51%	Retailing of sporting goods
廈門茂途服飾有限公司 XIAMEN MAOTU STYLE CO., LTD. (Note (ii) and (iii))	PRC	RMB10,000,000	0%	51%	Retailing of sporting goods
廈門安踏電子商務有限公司 XIAMEN ANTA E-COMMERCE CO., LTD. (Notes (ii) and (iii))	PRC	RMB20,000,000	0%	100%	Retailing of sporting goods
泉州群鯉電子商務有限公司 QUANZHOU QUNLI E-COMMERCE CO., LTD. (Notes (ii) and (iii))	PRC	RMB1,000,000	0%	100%	Retailing of sporting goods
廈門安之業體育用品有限公司 XIAMEN ANZHIYE SPORTS PRODUCTS CO., LTD. (Notes (ii) and (iii))	PRC	RMB1,000,000	0%	100%	Retailing of sporting goods
廈門安之鴻體育用品有限公司 XIAMEN ANZHONG SPORTS PRODUCTS CO., LTD. (Notes (ii) and (iii))	PRC	RMB1,000,000	0%	100%	Retailing of sporting goods
廈門安之運體育用品有限公司 XIAMEN ANZHIYUN SPORTS PRODUCTS CO., LTD. (Notes (ii) and (iii))	PRC	RMB1,000,000	0%	100%	Retailing of sporting goods

## Principal Subsidiaries

Name of company	Place of incorporation/ operation	Paid up capital	Attributable equity interest		Principal activities
			Direct	Indirect	
廈門安之途體育用品有限公司 XIAMEN ANZHITU SPORTS PRODUCTS CO., LTD. (Notes (ii) and (iii))	PRC	RMB1,000,000	0%	100%	Retailing of sporting goods
廈門安之偉體育用品有限公司 XIAMEN ANZHIWEI SPORTS PRODUCTS CO., LTD. (Notes (ii) and (iii))	PRC	RMB1,000,000	0%	100%	Retailing of sporting goods
廈門安之品體育用品有限公司 XIAMEN ANZHIPIN SPORTS PRODUCTS CO., LTD. (Notes (ii) and (iii))	PRC	RMB1,000,000	0%	100%	Retailing of sporting goods
廈門安之吉體育用品有限公司 XIAMEN ANZHIJI SPORTS PRODUCTS CO., LTD. (Notes (ii) and (iii))	PRC	RMB6,000,000	0%	100%	Retailing of sporting goods
廈門安之祥體育用品有限公司 XIAMEN ANZHIXIANG SPORTS PRODUCTS CO., LTD. (Notes (ii) and (iii))	PRC	RMB1,000,000	0%	100%	Retailing of sporting goods
廈門安之高體育用品有限公司 XIAMEN ANZHIGAO SPORTS PRODUCTS CO., LTD. (Notes (ii) and (iii))	PRC	RMB1,000,000	0%	100%	Retailing of sporting goods
廈門安之昌體育用品有限公司 XIAMEN ANZHICHANG SPORTS PRODUCTS CO., LTD. (Notes (ii) and (iii))	PRC	RMB6,000,000	0%	100%	Retailing of sporting goods
廈門安之啟體育用品有限公司 XIAMEN ANZHIQI SPORTS PRODUCTS CO., LTD. (Notes (ii) and (iii))	PRC	RMB1,000,000	0%	100%	Retailing of sporting goods
廈門安之動體育用品有限公司 XIAMEN ANZHIDONG SPORTS PRODUCTS CO., LTD. (Notes (ii) and (iii))	PRC	RMB1,000,000	0%	100%	Retailing of sporting goods
廈門安之意體育用品有限公司 XIAMEN ANZHIYI SPORTS PRODUCTS CO., LTD. (Notes (ii) and (iii))	PRC	RMB15,000,000	0%	55%	Retailing of sporting goods
廈門安之財體育用品有限公司 XIAMEN ANZHICAI SPORTS PRODUCTS CO., LTD. (Notes (ii) and (iii))	PRC	RMB6,000,000	0%	100%	Retailing of sporting goods

Name of company	Place of incorporation/ operation	Paid up capital	Attributable equity interest		Principal activities
			Direct	Indirect	
廈門安之喜體育用品有限公司 XIAMEN ANZHIXI SPORTS PRODUCTS CO., LTD. (Notes (ii) and (iii))	PRC	RMB1,000,000	0%	100%	Retailing of sporting goods
廈門安之奧體育用品有限公司 XIAMEN ANZHIAO SPORTS PRODUCTS CO., LTD. (Notes (ii) and (iii))	PRC	RMB1,000,000	0%	100%	Retailing of sporting goods
廈門安之廣體育用品有限公司 XIAMEN ANZHIGUANG SPORTS PRODUCTS CO., LTD. (Notes (ii) and (iii))	PRC	RMB1,000,000	0%	100%	Retailing of sporting goods
廈門安之滙體育用品有限公司 XIAMEN ANZHIHU SPORTS PRODUCTS CO., LTD. (Notes (ii) and (iii))	PRC	RMB1,000,000	0%	100%	Retailing of sporting goods
廈門安之閩體育用品有限公司 XIAMEN ANZHIMIN SPORTS PRODUCTS CO., LTD. (Notes (ii) and (iii))	PRC	RMB1,000,000	0%	100%	Retailing of sporting goods
廈門安之心體育用品有限公司 XIAMEN ANZHIXIN SPORTS PRODUCTS CO., LTD. (Notes (ii) and (iii))	PRC	RMB1,000,000	0%	100%	Retailing of sporting goods
廈門安之書體育用品有限公司 XIAMEN ANZHISHU SPORTS PRODUCTS CO., LTD. (Notes (ii) and (iii))	PRC	RMB1,000,000	0%	100%	Retailing of sporting goods
廈門安之泰體育用品有限公司 XIAMEN ANZHITAI SPORTS PRODUCTS CO., LTD. (Notes (ii) and (iii))	PRC	RMB1,000,000	0%	100%	Retailing of sporting goods
廈門安之錦體育用品有限公司 XIAMEN ANZHIJIN SPORTS PRODUCTS CO., LTD. (Notes (ii) and (iii))	PRC	RMB1,000,000	0%	100%	Retailing of sporting goods
廈門安之強體育用品有限公司 XIAMEN ANZHIQIANG SPORTS PRODUCTS CO., LTD. (Notes (ii) and (iii))	PRC	RMB1,000,000	0%	100%	Retailing of sporting goods
廈門安之博體育用品有限公司 XIAMEN ANZHIBO SPORTS PRODUCTS CO., LTD. (Notes (ii) and (iii))	PRC	RMB1,000,000	0%	100%	Retailing of sporting goods



## Principal Subsidiaries

Name of company	Place of incorporation/ operation	Paid up capital	Attributable equity interest		Principal activities
			Direct	Indirect	
廈門安之旭體育用品有限公司 XIAMEN ANZHIXU SPORTS PRODUCTS CO., LTD. (Notes (ii) and (iii))	PRC	RMB1,000,000	0%	100%	Retailing of sporting goods
廈門安之鵬體育用品有限公司 XIAMEN ANZHIPENG SPORTS PRODUCTS CO., LTD (Notes (ii) and (iii))	PRC	RMB1,000,000	0%	100%	Retailing of sporting goods
廈門安之榮體育用品有限公司 XIAMEN ANZHIRONG SPORTS PRODUCTS CO., LTD (Notes (ii) and (iii))	PRC	RMB1,000,000	0%	100%	Retailing of sporting goods
廈門安之友體育用品有限公司 XIAMEN ANZHIYOU SPORTS PRODUCTS CO., LTD (Notes (ii) and (iii))	PRC	RMB1,000,000	0%	100%	Retailing of sporting goods
廈門安之迪體育用品有限公司 XIAMEN ANZHIDI SPORTS PRODUCTS CO., LTD (Notes (ii) and (iii))	PRC	RMB1,000,000	0%	100%	Retailing of sporting goods
廈門安之宇體育用品有限公司 XIAMEN ANZHIYU SPORTS PRODUCTS CO., LTD (Notes (ii) and (iii))	PRC	RMB1,000,000	0%	100%	Retailing of sporting goods
廈門安之衡體育用品有限公司 XIAMEN ANZHIHENG SPORTS PRODUCTS CO., LTD (Notes (ii) and (iii))	PRC	RMB1,000,000	0%	100%	Retailing of sporting goods
廈門安之沐體育用品有限公司 XIAMEN ANZHIMU SPORTS PRODUCTS CO., LTD (Notes (ii) and (iii))	PRC	RMB1,000,000	0%	100%	Retailing of sporting goods
廈門安之澤體育用品有限公司 XIAMEN ANZHIZE SPORTS PRODUCTS CO., LTD (Notes (ii) and (iii))	PRC	RMB1,000,000	0%	100%	Retailing of sporting goods
廈門安之汀體育用品有限公司 XIAMEN ANZHITING SPORTS PRODUCTS CO., LTD (Notes (ii) and (iii))	PRC	RMB1,000,000	0%	100%	Retailing of sporting goods
廈門斐樂電子商務有限公司 XIAMEN FEILE E-COMMERCE CO., LTD. (Note (ii) and (iii))	PRC	—	0%	100%	Retailing of sporting goods
廈門安踏踏之雲電子商務有限公司 XIAMEN ANTA TAZHIYUN E-COMMERCE CO., LTD. (Note (ii) and (iii))	PRC	—	0%	100%	Retailing of sporting goods

Name of company	Place of incorporation/ operation	Paid up capital	Attributable equity interest		Principal activities
			Direct	Indirect	
上海安踏體育用品有限公司 SHANGHAI ANTA SPORTS PRODUCTS CO., LTD. (Notes (ii) and (iii))	PRC	RMB1,000,000	0%	100%	Research and development
河南安踏體育用品有限公司 HENAN ANTA SPORTS PRODUCTS CO., LTD. (Notes (ii) and (iii))	PRC	RMB50,000,000	0%	100%	Trading of sporting goods
福建安越體育科技有限公司 FUJIAN ANYUE SPORTS TECHNOLOGY CO., LTD. (Notes (ii) and (iii))	PRC	RMB50,000,000	0%	100%	Property management
上海安踏實業有限公司 SHANGHAI ANTA INDUSTRIAL CO., LTD. (Notes (ii) and (iii))	PRC	RMB310,000,000	0%	100%	Property management
瀋陽安踏實業有限公司 SHENYANG ANTA INDUSTRIAL CO., LTD. (Notes (ii) and (iii))	PRC	RMB40,000,000	0%	100%	Property management
廈門群鯉實業有限公司 XIAMEN QUNLI INDUSTRIAL LIMITED (Note (ii))	PRC	RMB160,000,000	0%	100%	Property management
上海耀盛實業發展有限公司 SHANGHAI YAOSHENG INDUSTRIAL DEVELOPMENT CO., LTD. (Notes (ii) and (iii))	PRC	RMB800,000,000	0%	100%	Property management
成都安踏實業有限公司 CHENGDU ANTA INDUSTRIAL CO., LTD. (Notes (ii) and (iii))	PRC	RMB50,000,000	0%	100%	Property management
蘇州安踏體育用品有限公司 SUZHOU ANTA SPORTS PRODUCTS CO., LTD. (Notes (i) and (iii))	PRC	RMB450,000,000	0%	100%	Property management
晉江安心物業管理有限公司 JINJIANG ANXIN PROPERTY MANAGEMENT CO., LTD. (Notes (ii) and (iii))	PRC	RMB1,000,000	0%	100%	Property management
泉州市東樟達輕工發展有限公司 QUANZHOU DONGYIDA LIGHT INDUSTRY DEVELOPMENT CO., LTD. (Note (ii) and (iii))	PRC	RMB53,565,023	0%	100%	Property management
廈門運動港體育有限公司 XIAMEN YUNDONGGANG SPORTS CO., LTD. (Note (ii) and (iii))	PRC	RMB60,000,000	0%	41%	Property management

## Principal Subsidiaries

Name of company	Place of incorporation/ operation	Paid up capital	Attributable equity interest		Principal activities
			Direct	Indirect	
廈門安踏耀盛體育有限公司 XIAMEN ANTA YAOSHENG SPORTS CO., LTD. (Note (ii) and (iii))	PRC	–	0%	100%	Property management
廈門安踏群鯉體育用品有限公司 XIAMEN ANTA QUNLI SPORTS PRODUCTS CO., LTD. (Note (ii) and (iii))	PRC	RMB1,000,000,000	0%	100%	Property management
廈門斐越信息技術有限公司 XIAMEN FEIYUE INFORMATION TECHNOLOGY CO., LTD. (Note (i))	PRC	RMB10,000,000	0%	100%	Information technology service
Avid Sports Malaysia Sdn. Bhd.	Malaysia	MYR15,000,001	0%	55%	Retailing of sporting goods
Avid Sports Management Services Sdn. Bhd.	Malaysia	MYR1	0%	55%	Investment holding
ANTA Southeast Asia Group Holdings Limited	BVI	USD50,800,000	0%	55%	Investment holding
Avid Sports Limited	Hong Kong SAR	HKD1	0%	55%	Investment holding
Avid Sports Singapore Pte. Ltd.	Singapore	SGD9,300,000	0%	55%	Management services
Motive Force Sports Products (Singapore) Pte. Ltd.	Singapore	SGD1,000,000	0%	55%	Retailing of sporting goods
Avid Sports (Thailand) Ltd.	Thailand	THB480,000,000	0%	55%	Retailing of sporting goods
ANTA SPORTS (PHILIPPINES) INC.	Philippines	PHP27,695,000	0%	55%	Trading of sporting goods
PT ANTA SPORTS INDONESIA DISTRIBUTION	Indonesia	IDR25,000,000,000	0%	55%	Trading of sporting goods
PT ANTA SPORTS INDONESIA RETAIL	Indonesia	IDR25,000,000,000	0%	55%	Retailing of sporting goods
AVID SPORTS VIETNAM HOLDING PTE. LTD.	Singapore	USD5,600,000	0%	55%	Investment holding
ANTA Sports Vietnam Company Limited	Vietnam	USD6,000,000	0%	55%	Retailing of sporting goods
Fila Marketing (Hong Kong) Limited	Hong Kong SAR	HKD79,800,000	0%	100%	Retailing of sporting goods
Fila (Macao) Limited	Macao SAR	MOP25,000	0%	100%	Retailing of sporting goods

Name of company	Place of incorporation/ operation	Paid up capital	Attributable equity interest		Principal activities
			Direct	Indirect	
Motive Force E-Commerce Limited	Hong Kong SAR	HKD1,000,000	0%	100%	Retailing of sporting goods
斐樂服飾有限公司 FILA STYLE CO., LTD. (Notes (ii) and (iii))	PRC	RMB50,000,000	0%	100%	Retailing of sporting goods
上海斐盈壹號服飾有限公司 SHANGHAI FEIYINGYIHAO STYLE CO., LTD. (Notes (ii) and (iii))	PRC	–	0%	100%	Retailing of sporting goods
上海群鯉服飾有限公司 SHANGHAI QUNLI STYLE CO., LTD. (Notes (ii) and (iii))	PRC	RMB10,000,000	0%	100%	Retailing of sporting goods
福建安越服飾有限公司 FUJIAN ANYUE STYLE CO., LTD. (Notes (ii) and (iii))	PRC	RMB50,000,000	0%	100%	Trading of sporting goods
昆明群鯉體育用品有限公司 KUNMING QUNLI SPORTS PRODUCTS CO., LTD. (Notes (ii) and (iii))	PRC	RMB10,000,000	0%	100%	Trading of sporting goods
斐尚服飾有限公司 FEISHANG STYLE CO., LTD. (Notes (ii) and (iii))	PRC	RMB50,000,000	0%	60%	Retailing of sporting goods
斐達服飾有限公司 FEIDA STYLE CO., LTD. (Notes (ii) and (iii))	PRC	RMB20,000,000	0%	52%	Retailing of sporting goods
斐鴻服飾有限公司 FEIHONG STYLE CO., LTD. (Notes (ii) and (iii))	PRC	RMB20,010,000	0%	51%	Retailing of sporting goods
泉州斐越電子商務有限公司 QUANZHOU FEIYUE E-COMMERCE CO., LTD. (Notes (ii) and (iii))	PRC	RMB1,000,000	0%	100%	Retailing of sporting goods
泉州斐翔電子商務有限公司 QUANZHOU FEIXIANG E-COMMERCE CO., LTD. (Notes (ii) and (iii))	PRC	RMB1,000,000	0%	100%	Retailing of sporting goods
Full Prospect Sports Limited	Cayman Islands/Hong Kong SAR	USD100	0%	85%	Investment holding
Full Prospect (IP) Pte. Ltd.	Singapore/Hong Kong SAR	USD100,000	0%	85%	Trademark holding
Fila China Investment Limited	Hong Kong SAR	HKD1,000,000	0%	85%	Investment holding and trading of sporting goods

## Principal Subsidiaries

Name of company	Place of incorporation/ operation	Paid up capital	Attributable equity interest		Principal activities
			Direct	Indirect	
斐樂體育有限公司 FILA SPORTS CO., LTD. (Note (i))	PRC	RMB100,000,000	0%	85%	Trading of sporting goods
上海斐樂體育發展有限公司 SHANGHAI FILA SPORTS DEVELOPMENT CO., LTD. (Notes (ii) and (iii))	PRC	RMB10,000,000	0%	85%	Trading of sporting goods
福建斐樂體育用品有限公司 FUJIAN FILA SPORTS PRODUCTS CO., LTD. (Note (ii) and (iii))	PRC	RMB10,000,000	0%	85%	Trading of sporting goods
REEDO International Limited	BVI/Hong Kong SAR	RMB241,000,662	0%	100%	Investment holding
SPRANDI Investment Limited	Hong Kong SAR	HKD1	0%	100%	Investment holding
REEDO (Hong Kong) Limited	Hong Kong SAR	HKD100	0%	100%	Investment holding
斯潘迪 (中國) 有限公司 SPRANDI (CHINA) CO., LTD. (Note (i))	PRC	RMB211,000,000	0%	63.75%	Trading of sporting goods
廈門斯潘迪有限公司 XIAMEN SPRANDI CO., LTD. (Notes (ii) and (iii))	PRC	RMB30,000,000	0%	63.75%	Retailing of sporting goods
Descente China Holding Limited	Cayman Islands	RMB1,012,105,000	0%	54%	Investment holding
Descente China Investment Limited	Hong Kong SAR	RMB1	0%	54%	Investment holding
Descente China IP Limited	Cayman Islands	USD100,000	0%	48.60%	Trademark holding
迪桑特 (中國) 有限公司 Descente (China) Co., Ltd. (Note (i))	PRC	RMB100,000,000	0%	54%	Trading of sporting goods
上海迪知服飾有限公司 SHANGHAI DIGI APPAREL CO., LTD. (Notes (ii) and (iii))	PRC	RMB20,000,000	0%	54%	Retailing of sporting goods
上海迪晟服飾有限公司 SHANGHAI DISHENG APPAREL CO., LTD. (Notes (ii) and (iii))	PRC	RMB20,000,000	0%	54%	Retailing of sporting goods
DIGI (MACAO) LIMITED	Macao SAR	MOP25,000	0%	54%	Retailing of sporting goods
安啟服飾有限公司 ANQI STYLE CO., LTD. (Notes (ii) and (iii))	PRC	RMB50,000,000	0%	100%	Retailing of sporting goods

Name of company	Place of incorporation/ operation	Paid up capital	Attributable equity interest		Principal activities
			Direct	Indirect	
KOLON Sport (China) Holdings Limited	Hong Kong SAR	USD80,000,000	0%	50%	Investment holding and retailing of sporting goods
KOLON Sport China (IP) Pte. Ltd.	Singapore/Hong Kong SAR	USD33,220,000	0%	50%	Trademark holding
可隆體育(中國)有限公司 KOLON SPORT (CHINA) CO., LTD. (Note (i))	PRC	RMB100,000,000	0%	50%	Trading of sporting goods
上海群隆服飾有限公司 SHANGHAI QUNLONG STYLE CO., LTD. (Notes (ii) and (iii))	PRC	RMB20,000,000	0%	50%	Retailing of sporting goods
QUNLONG (MACAO) LIMITED	Macao SAR	MOP25,000	0%	50%	Retailing of sporting goods
ANMAIA Investment Limited	Hong Kong SAR	HKD1	0%	100%	Investment holding
瑪伊婭服飾(上海)有限公司 MAIA ACTIVE (SHANGHAI) CO., LTD. (Note (i))	PRC	RMB11,466,675	0%	90%	Trading of women sporting goods
上海加殷亦夢服飾有限公司 SHANGHAI JIAYINYIMENG STYLE CO., LTD. (Notes (ii) and (iii))	PRC	RMB2	0%	90%	Trading of women sporting goods
創實(北京)體育有限公司 CHUANGSHI (BEIJING) SPORTS CO., LTD. (Note (ii) and (iii))	PRC	RMB50,000,000	0%	100%	Retailing of sporting goods; Sports training
SKC Group Limited	Hong Kong SAR	HKD20,286,502	0%	100%	Investment holding
Kingkow Investment Limited	Hong Kong SAR	HKD1	0%	100%	Investment holding
Kingkow (IP) Pte. Ltd.	Singapore/Hong Kong SAR	USD1	0%	100%	Trademark holding

**Notes:**

(i) These entities are wholly foreign owned enterprises established in the PRC.

(ii) These entities are limited liability companies established in the PRC.

(iii) The English translation of the company names is for reference only. The official names of these companies are based on the official language of their respective place of incorporation.



# Glossary

## AGM

The annual general meeting of the Company or any adjournment thereof

## AI

Artificial Intelligence

## AMER SPORTS

Amer Sports Oy (Amer Sports Corporation), a sporting goods company (with internationally recognised brands including Arc'teryx, Salomon, Wilson, Peak Performance, Atomic, etc.) incorporated in the Republic of Finland

## AMER SPORTS, INC.

Amer Sports, Inc., a company incorporated in the Cayman Islands and listed on the New York Stock Exchange (NYSE: AS)

## AMER SPORTS LISTING

The listing of Amer Sports, Inc.'s ordinary shares on the New York Stock Exchange

## AMER SPORTS PLACING

The public offering of Amer Sports, Inc.'s ordinary shares on the New York Stock Exchange on 2 December 2024

## ANDA HOLDINGS

Anda Holdings International Limited

## ANDA INVESTMENTS

Anda Investments Capital Limited

## ANTA

ANTA brand

## ANTA INTERNATIONAL

Anta International Group Holdings Limited

## ANTA KIDS

ANTA KIDS brand, which offers ANTA products for children

## ANTA SPORTS/ COMPANY

ANTA Sports Products Limited

## ANTA STORE(S)

ANTA retail store(s)

## AS HOLDING

Amer Sports Holding (Cayman) Limited, a joint venture of the Company prior to the completion of the Amer Sports Listing and the post-listing reorganisation at the shareholders level of Amer Sports, Inc. on 9 February 2024

## AUDIT COMMITTEE

The audit committee of the Company

## BOARD

The board of directors of the Company

## BOARD COMMITTEE(S)

Committee(s) formed under the Board, including but not limited to the Audit Committee, Nomination Committee, Remuneration Committee, Risk Management Committee and Sustainability Committee of the Company

## BVI

The British Virgin Islands

## CEO

The chief executive officer/ Co-chief executive officer(s) of the Company (as applicable)

## CFO

The chief financial officer of the Company

## CG CODE

Corporate Governance Code set out in Appendix C1 to the Listing Rules

## CHAIRMAN

Chairman of the board of directors of the Company

## CHINA/PRC

People's Republic of China

## COC

Chinese Olympic Committee

## DESCENTE

DESCENTE brand

## DESCENTE STORE(S)

DESCENTE retail store(s)

## DIRECTOR(S)

Director(s) of the Company

## DTC

Direct to Consumer

## ESG

Environmental, social and governance

## EURO, EUR

Euro, the lawful currency of European Union

## EXECUTIVE DIRECTOR(S)

Executive director(s) of the Company

## FILA

FILA brand

## FILA FUSION

The sub-brand of FILA, which offers youth's trendy clothing

## FILA KIDS

FILA KIDS brand, which offers FILA products for children

## FILA STORE(S)

FILA retail store(s)

## GDP

Gross Domestic Product

## GMV

Gross merchandise volume

## GROUP/ANTA GROUP

The Company and its subsidiaries

## HEMIN HOLDINGS

Hemin Holdings Limited

## HONG KONG/ HONG KONG SAR

The Hong Kong Special Administrative Region of the PRC

## HONG KONG DOLLARS, HKD

Hong Kong Dollars, the lawful currency of Hong Kong SAR

## HONG KONG STOCK EXCHANGE/HKEX

The Stock Exchange of Hong Kong Limited

## INDEPENDENT NON-EXECUTIVE DIRECTOR(S)

Independent non-executive director(s) of the Company

## IP(S)

Intellectual property(ies)

## KOLON SPORT

KOLON SPORT brand

## KOLON SPORT STORE(S)

KOLON SPORT retail store(s)

## LISTING RULES

The Rules Governing the Listing of Securities on The Stock Exchange of Hong Kong Limited (as amended from time to time)

## MACAO/MACAO SAR

The Macao Special Administrative Region of the PRC

## MAIA ACTIVE

MAIA ACTIVE brand

## MAINLAND CHINA

Mainland of China, geographically excluding Hong Kong SAR, Macao SAR and Taiwan region

## MSCI

Morgan Stanley Capital International Global Standard Index

## NBA

National Basketball Association

## NOMINATION COMMITTEE

The nomination committee of the Company

## NON-EXECUTIVE DIRECTOR(S)

Non-executive director(s) of the Company

## NYSE

New York Stock Exchange

## R&D

Research and development

## REMUNERATION COMMITTEE

The remuneration committee of the Company

## RISK MANAGEMENT COMMITTEE

The risk management committee of the Company

## RMB

Renminbi, the lawful currency of the PRC

## SFO

The Securities and Futures Ordinance (Chapter 571 of the Laws of Hong Kong)

## SHARE(S)

Ordinary share(s) of HKD0.10 each in the share capital of the Company

## SHAREHOLDER(S)

Shareholder(s) of the Company

## SINGAPORE

Republic of Singapore

## SUSTAINABILITY COMMITTEE

The sustainability committee of the Company

## U.S./UNITED STATES

United States of America

## USD

United States Dollars, the lawful currency of the United States of America

## YEAR

The year ended 31 December 2024

## 2018 SHARE AWARD SCHEME

The original version of share award scheme adopted by the Company on 19 October 2018, before the revision by the Board on 21 March 2023

## 2018 SHARE AWARD SCHEME (2023 REVISION)

The share award scheme adopted by the Company on 19 October 2018 and then revised by the Board on 21 March 2023

## 2023 SHARE AWARD SCHEME

The share award scheme adopted by the Company on 10 May 2023

## 2023 SHARE OPTION SCHEME

The share option scheme adopted by the Company on 10 May 2023



IR.ANTA.COM

