



Zhixin Group Holding Limited

智欣集團控股有限公司

(Incorporated in the Cayman Islands with limited liability)

Stock code : 2187

Annual Report

2024



Contents

2	Corporate Information
4	Chairman's Statement
6	Management Discussion and Analysis
11	Report of the Directors
19	Corporate Governance Report
37	Environmental, Social and Governance Report
60	Biographical Details of Directors and Senior Management
66	Independent Auditor's Report
74	Consolidated Statement of Comprehensive Income
75	Consolidated Statement of Financial Position
77	Consolidated Statement of Changes in Equity
78	Consolidated Statement of Cash Flows
79	Notes to the Consolidated Financial Statements
150	Five-year Financial Summary
151	Glossary



Corporate Information

BOARD OF DIRECTORS

Executive Directors

Mr. Ye Zhijie (*Chairman*)
Mr. Huang Wengui
Mr. Lai Quanshui
Mr. Qiu Limiao
Mr. Ye Dan
Mr. Huang Kaining

Independent non-executive Directors

Ms. Wong Tuen Sau
Mr. Cai Huinong
Mr. Jiang Qinjian

BOARD COMMITTEES

Audit Committee

Ms. Wong Tuen Sau (*Chairlady*)
Mr. Cai Huinong
Mr. Jiang Qinjian

Nomination Committee

Mr. Cai Huinong (*Chairman*)
Ms. Wong Tuen Sau
Mr. Jiang Qinjian

Remuneration Committee

Mr. Jiang Qinjian (*Chairman*)
Ms. Wong Tuen Sau
Mr. Cai Huinong

Strategy Committee

Mr. Lai Quanshui (*Chairman*)
Mr. Huang Wengui
Mr. Qiu Limiao
Mr. Ye Dan

COMPANY SECRETARY

Mr. Yuen Chi Wai, *FCPA*

AUTHORISED REPRESENTATIVES

Mr. Ye Zhijie
Mr. Yuen Chi Wai

AUDITORS

PricewaterhouseCoopers
Certified Public Accountants
Registered Public Interest Entity Auditors

REGISTERED OFFICE

Cricket Square
Hutchins Drive
P.O. Box 2681
Grand Cayman KY1-1111
Cayman Islands

HEADQUARTERS AND PRINCIPAL PLACE OF BUSINESS IN THE PRC

1#, No. 55, Guankou Avenue, Jimei District
Xiamen City
Fujian Province
The PRC

PRINCIPAL PLACE OF BUSINESS IN HONG KONG

Suite No. 2, 3/F, Sino Plaza
255 Gloucester Road
Causeway Bay
Hong Kong

Corporate Information (Continued)

CAYMAN ISLANDS PRINCIPAL SHARE REGISTRAR AND TRANSFER OFFICE

Conyers Trust Company (Cayman) Limited

Cricket Square
Hutchins Drive
P.O. Box 2681
Grand Cayman KY1-1111
Cayman Islands

HONG KONG BRANCH SHARE REGISTRAR AND TRANSFER OFFICE

Tricor Investor Services Limited

17/F, Far East Finance Centre
16 Harcourt Road
Hong Kong

PRINCIPAL BANKERS

China Construction Bank, Xinglin Branch
Industrial Bank Co., Ltd., Xiamen Wenbin Branch

COMPANY'S WEBSITE

www.xiamenzhixin.com

STOCK CODE

2187

Chairman's Statement

Dear Shareholders,

On behalf of the Board, I hereby present the annual report of the Company for FY2024.

The Group is a manufacturer and supplier of concrete-based building materials in Xiamen, Fujian Province of the PRC, and engages in the comprehensive utilisation of iron ore tailings and the business of manufacturing eco-friendly bricks in Changjiang, Hainan Province of the PRC. The business segments can be categorised into three types, namely ready-mixed concrete, PC components, and iron ore tailings recycling and eco-friendly bricks.

REVIEW

The Group recorded a revenue of approximately RMB580.4 million for FY2024, representing an increase of approximately RMB67.6 million or approximately 13.2% from approximately RMB512.8 million for FY2023. The increase in revenue was attributable to the significant increase in revenue from iron ore tailings recycling and the moderate increase in revenue of ready-made concrete in FY2024 but was partially offset by the significant decrease in revenue of PC components in FY2024.

Gross profit decreased from approximately RMB104.2 million for FY2023 to approximately RMB54.4 million for FY2024, representing a decrease of approximately 47.8%.

For FY2024, the gross profit margin was approximately 9.4% (FY2023: 20.3%). The decrease in gross profit margin was the result of the greater extent of increase in cost of sales than revenue for iron ore tailings recycling and ready-mixed concrete segments, and the lesser extent of decrease in cost of sales than revenue for PC components segment in FY2024. The Group recorded a net loss of approximately RMB75.2 million in FY2024 as compared with the net profit of approximately RMB10.1 million in FY2023, which were mainly attributable to combined results of the segment losses in ready-mixed concrete and PC components, segment profit in iron ore tailings recycling and eco-friendly bricks, and the provision of impairment losses on trade receivable and property, plant and equipment.

The increased price competition in the ready-mixed concrete and PC components markets in Xiamen, in particular competition with manufacturers which are state-owned enterprises ("SOEs"), has caused the Group to provide additional price concessions to its customers in order to maintain competitiveness, resulting in substantial shrinking profit margin. The downturn of property market has affected the entire industry chain, including the ready-mixed concrete and PC components market. Despite the Group's proactive risk assessment on its projects to reduce the risk of bad debt, recovering receivables from customers has become increasingly challenging. The production of PC components had been temporarily ceased during FY2024 to mitigate further loss.

Chairman's Statement (Continued)

The acquisition of Zhixin Environmental Technology by the Group in December 2021 has provided an excellent opportunity for the Group to tap into the solid waste processing industry for a comprehensive utilisation of iron ore tailings to produce iron ore, iron powders, aggregates, eco-friendly bricks and pavers in Hainan Province. It has an advanced automated assembly line, which consists of fully automated and integrated production equipment such as filter press, magnetic separator, sand washer, gravity separator for the recycling of iron ore tailings and has an annual processing capacity of 3 million tonnes of iron ore tailings. It also has a fully automated molding production line for various types of eco-friendly bricks, with an annual production capacity of 1 million sq.m.. The segment profit from iron ore tailings recycling and eco-friendly bricks amounted to RMB46.9 million in FY2024.

OUTLOOK

The competition in the business of ready-mixed concrete and PC components in Xiamen remained fierce during the FY2024. On the other hand, the iron ore tailings recycling and eco-friendly bricks in Hainan contributed excellent returns to the Group.

The Group is very optimistic on the prospect of the comprehensive utilisation of iron ore tailings. There are hundreds of million tonnes of iron ore tailings available to be processed in Changjiang county of Hainan, making it the tailings with the largest scale of reserves in Hainan and demonstrating great development potentials thereof, which will ensure a long-term supply for the Group's comprehensive utilisation of iron ore tailings. The sales of products produced in iron ore tailings recycling are expected to generate sustainable revenue to the Group going forward.

ACKNOWLEDGEMENTS

On behalf of the Board, I would like to express my utmost gratitude to the staff of the Group for their dedication and contribution over the past year.

Ye Zhijie

Chairman

Hong Kong, 28 March 2024

Management Discussion and Analysis

BUSINESS REVIEW

Revenue

The Group derived its revenue from sales of (i) ready-mixed concrete, (ii) PC components, and (iii) the products produced in iron ore tailings recycling and eco-friendly bricks. The Group's revenue increased by approximately RMB67.6 million or approximately 13.2% from approximately RMB512.8 million for FY2023 to approximately RMB580.4 million for FY2024.

Ready-mixed concrete

Revenue derived from sale of ready-mixed concrete increased from approximately RMB259.0 million for FY2023 to approximately RMB302.9 million for FY2024, representing an increase of approximately 17.0%.

PC components

Revenue derived from sale of PC components decreased from approximately RMB85.4 million for FY2023 to approximately RMB14.1 million for FY2024, representing a decrease of approximately 83.5%.

Iron ore tailings recycling and eco-friendly bricks

Revenue derived from the sales of products produced in iron ore tailings recycling and eco-friendly bricks increased from approximately RMB168.4 million for FY2023 to approximately RMB263.4 million for FY2024, representing an increase of approximately 56.4%.

Despite the moderate increase in revenue from sales of ready-mixed concrete in FY2024, the segment was loss making with shrinking profit margin as a result of the fierce competition in Xiamen, in particular competition with manufacturers which are SOEs. This has caused the Group to provide additional price concessions to its customers in order to maintain competitiveness. The fierce competition also contributed to the significant decrease in revenue from sales of PC components and segment loss in FY2024. Significant increase in revenue from sales of products produced in iron ore tailings recycling and eco-friendly bricks was mainly attributable to the abundant supply of raw materials for iron ore tailings recycling and the market demand in Hainan.

Cost of Sales

Cost of sales increased by approximately RMB117.4 million or approximately 28.7% from approximately RMB408.6 million for FY2023 to approximately RMB526.0 million for FY2024. The increase in cost of sales was mainly due to the increase in revenue from iron ore tailings recycling and eco-friendly bricks in FY2024.

Gross profit and gross profit margin

The Group's gross profit decreased by approximately RMB49.8 million or approximately 47.8% from approximately RMB104.2 million for FY2023 to approximately RMB54.4 million for FY2024. The Group's overall gross profit margin decreased from approximately 20.3% for FY2023 to approximately 13.9% for FY2024.

Management Discussion and Analysis (Continued)

Ready-mixed concrete

The gross profit of ready-mixed concrete was significantly decreased from approximately RMB16.2 million for FY2023 to RMB4.4 million for FY2024.

PC components

The Group recorded a gross loss in PC components of approximately RMB24.8 million for FY2024 as compared with the gross profit of approximately RMB3.9 million for FY2023.

Iron ore tailings recycling and eco-friendly bricks

The gross profit of iron ore tailings recycling and eco-friendly bricks was slightly decreased from approximately RMB84.2 million for FY2023 to approximately RMB83.5 million for FY2024.

The decrease in the Group's gross profit margin was the result of the greater extent of increase in cost of sales than revenue for iron ore tailings recycling and ready-mixed concrete segments, and the lesser extent of decrease in cost of sales than revenue for PC components segment in FY2024.

OTHER INCOME

Other income was increased by approximately RMB6.0 million or approximately 121.4% from approximately RMB4.9 million for FY2023 to approximately RMB10.9 million for FY2024. Such increase was mainly due to the increase in government grants in FY2024.

OTHER LOSSES — NET

Other losses — (net) was increased by approximately RMB8.0 million or 22,269.4% from approximately RMB36,000 for FY2023 to approximately RMB8.1 million for FY2024. Such increase was mainly due to the losses on disposal of property, plant and equipment.

SELLING EXPENSES

Selling expenses were decreased by approximately RMB9.2 million or approximately 40.0% from approximately RMB23.1 million for FY2023 to approximately RMB13.9 million for FY2024. Such decrease was primarily attributable to the decrease in transportation cost categorised under selling expenses as a result of the significant decrease in sales and the suspension in operation of PC component business.

ADMINISTRATIVE EXPENSES

Administrative expenses were increased by approximately RMB28.4 million or approximately 52.4% from approximately RMB54.3 million for FY2023 to approximately RMB82.7 million for FY2024. Such increase was primarily attributable to the production stoppage loss on the PC component business and the increase in staff cost and provision for impairment of property, plant and equipment.

Management Discussion and Analysis (Continued)

FINANCE COSTS — NET

Finance costs — (net) was increased by approximately RMB1.5 million or approximately 9.1% from approximately RMB16.7 million for FY2023 to approximately RMB18.2 million for FY2024. Such increase was mainly attributable to the increase in interest capitalised in construction in progress.

INCOME TAX EXPENSE

Income tax expense was decreased by approximately RMB3.2 million or 81.3% from approximately RMB4.0 million for FY2023 to approximately RMB0.7 million for FY2024. Such decrease mainly due to the decrease in taxable profit from the Group's operation in the PRC.

(LOSS)/PROFIT FOR THE YEAR

Due to the factors of the foregoing, the Group recorded a loss for the year of approximately RMB75.2 million for FY2024, as compared to the profit for the year of approximately RMB10.1 million for FY2023.

LIQUIDITY AND FINANCIAL RESOURCES

During FY2024, the Group funded its operations mainly with cash generated from its operations and borrowings. As at 31 December 2024, the Group's net current liabilities were approximately RMB72.5 million (31 December 2023: net current assets of approximately RMB21.1 million), while the Group's cash and cash equivalents as at 31 December 2024 was approximately RMB19.0 million (31 December 2023: RMB25.9 million).

As at 31 December 2024, the Group had current borrowings of approximately RMB227.7 million (31 December 2023: RMB302.4 million) and non-current borrowings of approximately RMB132.7 million (31 December 2023: RMB132.7 million). Details of the Group's borrowings are set out in Note 26 of the consolidated financial statements.

Gearing ratio is calculated based on net debt divided by total capital. Net debt is calculated as total borrowings, lease liabilities and amounts due to related parties less cash and cash equivalents and restricted bank balance. Total capital is calculated as equity as shown in the consolidated statements of financial position plus net debt. The Group's gearing ratio as at 31 December 2024 was approximately 48% (31 December 2023: 49%).

CURRENCY RISK

Majority of the subsidiaries of the Group operate in the PRC and their functional currency is RMB. The Group does not expect to face any significant currency risk that might have a material impact on the operating results of the Group. Currently, the Group does not have any hedging policy for foreign currencies. Nevertheless, the Group's management will continue to monitor the foreign currency risk and will consider hedging significant foreign currency risk when necessary.

Management Discussion and Analysis (Continued)

CAPITAL COMMITMENTS

As at 31 December 2024, the Group's capital commitments amounted to approximately RMB404.3 million (31 December 2023: RMB463.2 million), details are set out in Note 30(a) of the consolidated financial statements.

PLEDGE OF ASSETS

Details of the pledge of assets of the Group are set out in Notes 14, 15, 16, 20, 22 and 26 of the consolidated financial statements.

CONTINGENT LIABILITIES

As at 31 December 2024, the Group had no significant contingent liabilities (31 December 2023: nil).

CAPITAL STRUCTURE

The Group's capital structure has remained unchanged since the Listing. The Group's capital structure comprises equity attributable to owners of the Company (including issued share capital and reserves). The Board reviewed the Group's capital structure on a regular basis. As part of the review, the Board has considered the costs of capital and risks relating to various types of capital.

SIGNIFICANT ACQUISITIONS AND DISPOSALS

The Group did not have any significant acquisitions and disposals relating to subsidiaries, associates and joint ventures during FY2024.

SIGNIFICANT INVESTMENTS

The Group did not have any significant investments during FY2024.

EMPLOYEES AND REMUNERATION POLICY

As at 31 December 2024, the Group employed 442 (31 December 2023: 438) employees. Employees' remunerations are determined with reference to factors such as qualifications, duties, contributions and experience. Besides, the Group outsourced some factory workers for the PC component production lines from several employment agents to enhance workforce efficiency, workforce flexibility and manageability.

FUTURE PLANS FOR MATERIAL INVESTMENTS AND CAPITAL ASSETS

As at 31 December 2024, save as disclosed in this report, the Group did not have any other immediate plans for material investments and capital assets.

Management Discussion and Analysis (Continued)

USE OF PROCEEDS

The net proceeds from the Share Offering received by the Company, after deducting the underwriting fees and listing expenses in connection with the Share Offering, amounted to approximately HK\$238.7 million. The following table sets forth the status of the use of the net proceeds from the Share Offering as at 31 December 2024 with reference to the updated intended utilisation of net proceeds in accordance with the announcement of the Company dated 26 August 2022 (the “Announcement”):

		Updated intended utilisation of net proceeds as disclosed in the Announcement HK\$ million	Utilised net proceeds up to 31 December 2023 HK\$ million	Unutilised net proceeds as at 1 January 2024 HK\$ million	Utilised net proceeds from 1 January 2024 to 31 December 2024 HK\$ million	Unutilised net proceeds as at 31 December 2024 HK\$ million	Expected timeline for utilising the unutilised net proceeds
(i)	Expanding the Group's PC component production capacity	24.5	18.0	6.5	1.1	5.4	By December 2025
(ii)	Enhancing the Group's information technology system	1.2	1.2	—	—	—	N/A
(iii)	Improving the Group's environmental protection system	1.2	1.2	—	—	—	N/A
(iv)	Acquiring mixer and concrete pump trucks	2.0	2.0	—	—	—	N/A
(v)	General working capital	105.3	105.3	—	—	—	N/A
(vi)	Repayment of borrowings	104.5	104.5	—	—	—	N/A
Total		238.7	231.4	6.5	1.1	5.4	

OUTLOOK

Intense market competition on ready-mixed concrete and PC components in Xiamen are anticipated which will continue to put pressure to the Group's revenue and profit margin in the near future. On the other hand, the comprehensive utilisation of iron ore tailings in Hainan has become a major source of revenue of the Group which is sustainable going forward due to the abundant supply of iron ore tailings available to be processed in Changjiang county of Hainan and the anticipated high demand of tailings in the nearby area.

Report of the Directors

The Directors are pleased to present their report together with the audited consolidated financial statements of the Group for FY2024.

CORPORATE INFORMATION

The Company was incorporated in the Cayman Islands as an exempted company with limited liability on 14 November 2018. The address of the Company's registered office and the principal place of business is disclosed in the section headed "Corporate Information" in this annual report.

The shares of the Company have been listed on the Main Board of the Stock Exchange on 26 March 2021.

PRINCIPAL ACTIVITIES

The Company is an investment holding company. The Group is a manufacturer and supplier of ready-mixed concrete and PC components in Xiamen City, Fujian Province of the PRC, and engages in the comprehensive utilisation of iron ore tailings and the business of manufacturing eco-friendly bricks in Changjiang, Hainan Province of the PRC.

RESULTS AND APPROPRIATIONS

The results of the Group for FY2024 are set out in the consolidated statement of comprehensive income on page 74 of this annual report.

The Board does not recommend any distribution of final dividend for FY2024.

DIVIDEND POLICY

The Company does not have a dividend policy. The declaration of future dividends will be subject to the recommendation by the Board at its discretion in accordance with the Articles of Association and will depend on a number of factors, including market conditions, strategic plans and prospects, business opportunities, financial condition and operating results, working capital requirements and anticipated cash needs, statutory and contractual restrictions on the payment of dividends and other factors that the Board considers relevant.

BUSINESS REVIEW

Detailed business review and future development of the Company's business is set out in the sections of "Chairman's Statement" and "Management Discussion and Analysis" in this annual report from pages 4 to 10. As far as the Company is aware, it has complied in material respects with the relevant laws and regulations that have a significant impact on the business and operation of the Group.

Report of the Directors (Continued)

KEY RISKS AND UNCERTAINTIES

The Group believes that the risk management practices are important and use its best effort to ensure it is sufficient to mitigate the risks present in the operations and financial position as efficiently and effectively as possible.

The Group's key business risk exposures are summarised as follows:

- (i) cash flow position of the Group may deteriorate owing to a mismatch between the time in receipt of payments from the customers and payments to the suppliers if the cash flow mismatch could not be managed properly;
- (ii) the Group is exposed to the credit risk of and may experience increasing balance of trade receivables from customers and longer trade receivable turnovers;
- (iii) demand for concrete products is bounded by seasonality, particularly climatic seasonality, hence the weather conditions may impinge on the process of construction activities;
- (iv) fluctuation in the prices of major raw materials or failure to acquire raw materials may adversely affect the business operations and performance; and
- (v) Selling prices of iron ore, iron powders and aggregates are subject to market prices, there is uncertainty that the future selling prices would not decrease.

For other risks and uncertainties facing by the Group, please refer to the section headed "Risk Factors" in the Prospectus.

RESERVES

Details of movements in the reserves of the Group during FY2024 are set out in the consolidated statement of changes in equity in this annual report.

DISTRIBUTABLE RESERVES OF THE COMPANY

Share premium and retained profit of the Company are available for distribution to ordinary shareholders provided that the Company will be able to pay its debts as they fall due in the ordinary course of business immediately following the date on which any such distribution is proposed to be paid. As at 31 December 2024, distributable reserves of the Company available for distribution to shareholders amounted to approximately RMB184,097,000 (31 December 2023: RMB189,148,000).

FINANCIAL SUMMARY

A summary of the published results and assets and liabilities of the Group for the last five financial years is set out on page 150 of this annual report.

Report of the Directors (Continued)

MAJOR CUSTOMERS AND SUPPLIERS

The Group's largest customer contributed approximately 9.6% of the total revenue for FY2024 while the Group's five largest customers accounted for approximately 31.3% of the total revenue for FY2024.

The Group's largest supplier contributed approximately 11.2% of the total purchases for FY2024 while the Group's five largest suppliers accounted for approximately 33.9% of the total purchases for FY2024.

None of the Directors, their respective close associates (as defined in the Listing Rules) or any shareholders (which to the best knowledge of the Directors, own more than 5% of the Company's issued share capital) had any beneficial interest in any of the Group's five largest customers or suppliers referred to above.

CONNECTED TRANSACTIONS

During FY2024, there were no transactions which need to be disclosed as connected transactions pursuant to Chapter 14A of the Listing Rules. Details of the related party transactions are set out in Note 31 to the consolidated financial statements. These related party transactions did not constitute connected transactions under the Listing Rules.

PURCHASE, SALE OR REDEMPTION OF THE COMPANY'S LISTED SECURITIES

Neither the Company nor any of its subsidiaries has purchased, sold or redeemed any of the Company's listed securities during FY2024.

SUFFICIENCY OF PUBLIC FLOAT

For FY2024, based on the information that is publicly available to the Company and within the knowledge of the Directors, at least 25% of the Company's total issued share capital is held by the public.

PRE-EMPTIVE RIGHTS

There are no provisions for pre-emptive rights under the Articles or the laws of the Cayman Islands, which would oblige the Company to offer new shares on a pro-rata basis to existing shareholders.

TAX RELIEF

The Company is not aware of any relief from taxation available to the Shareholders by reason of their holding of the Shares.

SHARE CAPITAL

Details of the share capital of the Company are set out in Note 23 to the consolidated financial statements.

Report of the Directors (Continued)

DIRECTORS

The Directors during FY2024 were:

Executive Directors

Mr. Ye Zhijie (*Chairman*)

Mr. Huang Wengui

Mr. Lai Quanshui

Mr. Qiu Limiao

Mr. Ye Dan

Mr. Huang Kaining (formerly known as Huang Kai)

Independent non-executive Directors

Ms. Wong Tuen Sau

Mr. Cai Huinong

Mr. Jiang Qinjian

The Company has received annual confirmations of independence from each of the existing independent non-executive Directors in accordance with Rule 3.13 of the Listing Rules. The Company considers that all independent non-executive Directors are independent in accordance with the Listing Rules.

DIRECTORS' SERVICE CONTRACTS

Each of the executive Directors had entered into a service contract with the Company for an initial term of three years commencing from the appointment date.

The Company has entered into an appointment letter with each of the independent non-executive Directors for an initial term of two years commencing from the appointment date.

All the service contracts and appointment letters of the Directors are automatically renewed for a term of one year commencing from the next day after the expiry of the then current term of appointment, unless terminated by either party by not less than three-month's prior written notice.

In accordance with Article 105 of the Articles, Mr. Ye Zhijie, Mr. Ye Dan and Ms. Wong Tuen Sau will retire from the office of Directors by rotation and, being eligible, will offer themselves for re-election as Directors at the forthcoming annual general meeting.

None of the Directors proposed for re-election at the forthcoming annual general meeting has a service contract which is not determinable by the Company or any of its subsidiaries within one year without payment of compensation, other than statutory compensation.

Report of the Directors (Continued)

DIRECTORS' AND CHIEF EXECUTIVE'S INTERESTS AND/OR SHORT POSITIONS IN THE SHARES, UNDERLYING SHARES AND DEBENTURES OF THE COMPANY AND ITS ASSOCIATED CORPORATIONS

As at 31 December 2024, the Directors and the chief executive of the Company and their respective associates had the following interests or short positions in the shares, underlying shares and debentures of the Company and its associated corporations (within the meaning of Part XV of the SFO) which have been notified to the Company and the Stock Exchange pursuant to Divisions 7 and 8 of Part XV of the SFO, including interests and short positions which the Directors and the chief executive of the Company are taken and deemed to have under such provisions of the SFO, or which are required to be and are recorded in the register required to be kept under section 352 of the SFO or as otherwise notified to the Company and the Stock Exchange pursuant to the Model Code:

Name	Nature of interest	Number of shares interested ⁽¹⁾	Approximate percentage of interest in the issued share capital of the Company ⁽²⁾
Mr. Ye Zhijie ⁽³⁾	Interested in a controlled corporation	274,706,100 (L)	36.73%
Mr. Huang Wengui ⁽⁴⁾	Interested in a controlled corporation	121,568,700 (L)	16.25%
Mr. Lai Quanshui	Beneficial interest	10,000,000 (L)	1.34%
Mr. Qiu Limao	Beneficial interest	56,000 (L)	0.01%
Mr. Ye Dan	Beneficial interest	50,000 (L)	0.01%

Notes:

1. The letter "L" denotes the person's long position in the Shares.
2. Based on 748,000,000 issued Shares as at the date of this report.
3. Mr. Ye Zhijie is the sole shareholder of Zhixin Investment Holding Limited which holds 274,706,100 Shares. Therefore, Mr. Ye Zhijie is deemed to be interested in Zhixin Investment Holding Limited's interest in the Shares pursuant to the SFO.
4. Mr. Huang Wengui is the sole shareholder of Yaohe Holding Limited which holds 121,568,700 Shares. Therefore, Mr. Huang Wengui is deemed to be interested in Yaohe Holding Limited's interest in the Shares pursuant to the SFO.

Save as disclosed above, as at 31 December 2024, none of the Directors or the chief executive of the Company had or was deemed to have any interests or short position in the shares, underlying shares or debentures of the Company and its associated corporations (within the meaning of Part XV of the SFO), which had been recorded in the register maintained by the Company pursuant to section 352 of the SFO or which had been notified to the Company and the Stock Exchange pursuant to the Model Code.

At no time during FY2024 was the Company, or any of its subsidiaries a party to any arrangements to enable the Directors and the chief executive of the Company (including their spouses and children under 18 years of age) to hold any interest or short positions in the shares, underlying shares or debentures of the Company or its associated corporations (within the meaning of Part XV of the SFO).

Report of the Directors (Continued)

SUBSTANTIAL SHAREHOLDERS' INTERESTS AND/OR SHORT POSITION IN THE SHARES AND UNDERLYING SHARES OF THE COMPANY

As at 31 December 2024, so far as is known to the Directors, the following persons, not being Directors or chief executive of the Company, had, or were deemed to be have, interests or short position in the Shares or underlying Shares which would fall to be disclosed to the Company under the provisions of Divisions 2 and 3 of Part XV of the SFO, or which were recorded in the register required to be kept under section 336 of the SFO:

Long Positions in the Shares of the Company

Name	Nature of interest	Number of shares interested	Approximate percentage of interest in the issued share capital of the Company ⁽¹⁾
Zhixin Investment Holding Limited ⁽²⁾	Beneficial interest	274,706,100	36.73%
Ms. Hong Wei ⁽²⁾	Interest of spouse	274,706,100	36.73%
Yaohe Holding Limited ⁽³⁾	Beneficial interest	121,568,700	16.25%
Ms. Lin Lingling ⁽³⁾	Interest of spouse	121,568,700	16.25%
Huatai Securities Co., Ltd. ⁽⁴⁾	Interested in a controlled corporation	37,718,000	5.04%
Huatai International Financial Holdings Company Limited ⁽⁴⁾	Interested in a controlled corporation	37,718,000	5.04%
Huatai Financial Holdings (Hong Kong) Limited ⁽⁴⁾	Beneficial interest	37,718,000	5.04%

Notes:

1. Based on 748,000,000 issued Shares as at the date of this report.
2. Ms. Hong Wei is the spouse of Mr. Ye Zhijie. By virtue of the SFO, Ms. Hong Wei is deemed to be interested in all the Shares in which Mr. Ye Zhijie is deemed to be interested; Mr. Ye Zhijie is the sole shareholder of Zhixin Investment Holding Limited. Therefore, Mr. Ye Zhijie is deemed to be interested in Zhixin Investment Holding Limited's interest in the Shares, pursuant to the SFO.
3. Ms. Lin Lingling is the spouse of Mr. Huang Wengui. By virtue of the SFO, Ms. Lin Lingling is deemed to be interested in all the Shares in which Mr. Huang Wengui is deemed to be interested; Mr. Huang Wengui is the sole shareholder of Yaohe Holding Limited. Therefore, Mr. Huang Wengui is deemed to be interested in Yaohe Holding Limited's interest in the Shares, pursuant to the SFO.
4. Huatai Securities Co., Ltd. is the sole shareholder of Huatai International Financial Holdings Company Limited, which is the sole shareholder of Huatai Financial Holdings (Hong Kong) Limited. Therefore, Huatai Securities Co., Ltd. and Huatai International Financial Holdings Company Limited are deemed to be interested in Huatai Financial Holdings (Hong Kong) Limited's interest in the Shares, pursuant to the SFO.

Report of the Directors (Continued)

Save as disclosed above, as at 31 December 2024, the Directors are not aware of any other person, other than Directors and the chief executive of the Company, who had, or was deemed to have, interests or short positions in the shares or underlying shares of the Company which would fall to be disclosed to the Company under the provisions of Division 2 and 3 of Part XV of the SFO; or which were recorded in the register required to be kept by the Company pursuant to section 336 of the SFO.

ARRANGEMENTS TO PURCHASE SHARES OR DEBENTURES

At no time during FY2024 was the Company or any of its subsidiaries, a party to any arrangements to enable the Directors to acquire benefits by means of the acquisition of shares in, or debentures of, the Company or any other body corporate.

DIRECTORS' MATERIAL INTERESTS IN TRANSACTIONS, ARRANGEMENTS OR CONTRACTS

Save as disclosed in Note 31 to the consolidated financial statements, no significant transactions, arrangements and contracts in relation to the Group's business to which the Company or any of its subsidiaries was a party and in which a Director had a material interest, whether directly or indirectly, subsisted at the end of the Year or at any time during the Year.

DIRECTORS' INTERESTS IN COMPETING BUSINESS

During FY2024, none of the Directors had an interest in any business which competes or may compete, either directly or indirectly, with the business of the Group nor any conflicts of interest which has or may have with the Group.

EMOLUMENT POLICY

The Remuneration Committee reviews the Group's emolument policy and structure for remuneration of the Directors and senior management of the Group, having regard to the Group's operating results, individual performance and comparable market statistics.

PERMITTED INDEMNITY PROVISION

At no time during FY2024, there was or is, any permitted indemnity provision being in force for the benefit of any of the Directors (whether made by the Company or otherwise), or an associated company (if made by the Company).

An associated company is defined in Section 2(1) of the Companies Ordinance (Chapter 622 of the laws of Hong Kong).

REMUNERATION OF DIRECTORS AND FIVE INDIVIDUALS WITH HIGHEST EMOLUMENTS

Details of the remuneration of the Directors and the five highest paid individuals for FY2024 are set out in Notes 32 and 9 to the consolidated financial statements respectively.

Report of the Directors (Continued)

Details of the remuneration by band of the Directors and senior management of the Company for FY2024 and FY2023 are set out below:

Remuneration band	FY2024	FY2023
Nil–RMB1,000,000	9	11
RMB1,000,000–RMB3,000,000	1	0

MANAGEMENT CONTRACTS

No contracts concerning the management and administration of the whole or any substantial part of the business of the Company were entered into or existed during FY2024.

CORPORATE GOVERNANCE

Information on the Company's corporate governance practices is set out in the section headed "Corporate Governance Report" from pages 19 to 36 of this annual report.

ENVIRONMENTAL, SOCIETY AND CORPORATE RESPONSIBILITY

The Group is committed to support environmental protection to ensure business development and sustainability. We implement green office practices to reduce the consumption of energy and natural resources. These practices include but not limited to reducing energy consumption by switching off idle lightings, computers and electrical appliances and the use of environmentally friendly products whenever possible.

For FY2024, the Company has complied with all relevant laws and regulations which include the Companies Law of the Cayman Islands and the Listing Rules and maintained good relationship with its customers, suppliers, employees and investors.

AUDIT COMMITTEE

The Audit Committee has reviewed the annual results and the financial statements of the Group and the Company for the year ended 31 December 2024.

AUDITOR

A resolution will be submitted to the shareholders of the Company at the annual general meeting of the Company to re-appoint Messrs. PricewaterhouseCoopers, Certified Public Accountants, as auditor of the Company.

On behalf of the Board

Ye Zhijie

Chairman

Hong Kong, 28 March 2025

Corporate Governance Report

The Board is pleased to present the corporate governance report (“CG Report”) for the annual report of the Company to the Shareholders for reporting the corporate governance of the Company for FY2024.

This CG Report is prepared by the Board in the principle of “comply or explain” and in accordance to the code provisions as set out in the CG Code.

CORPORATE CULTURE

The Company has built a corporate culture that embraces integrity, objectivity, accountability and transparency into our operation and management.

The Board, through setting examples by themselves, requires all our Directors and management to make decision and behave lawfully, ethically, and responsibly in the course of pursuing success and sustainable development. We value the balance between the achievement of short-term goals and the effective implementation of long-term strategies.

Our culture is featured with:

- **Integrity and Objectivity**

We must make decisions with integrity and objectivity for the best interests of the Company and its Shareholders.

- **Accountability**

We take individual and collective responsibility for our decisions and actions, and reward our Directors and management based on a fair and systematic accountability system.

- **Transparency**

We make decisions and take actions together as a whole based on shared information among our Directors and management. We are also dedicated to communicate with our stakeholders openly, particularly our investors, customers, suppliers, and employees.

During FY2024, the Company has actively promoted our culture within our Group and to our business partners. We have established anti-corruption policy, code of conduct and a whistleblowing policy and system to further preserve our culture. Measured against various factors, such as compliance records, staff retention rate and customers’ complaints, the Board is of the view that our culture is well preserved and promoted.

CORPORATE GOVERNANCE PRACTICES

The Board is committed to building a robust corporate governance principles and practices and attaining good corporate governance standards. The Directors believe that good corporate governance standards are essential to the protection the interests of Shareholders, promotion and formulation of the corporate values and business strategies, implementation of effective policies, and enhancement of transparency and accountability of the Company.

Corporate Governance Report (Continued)

The Board has reviewed the Company's corporate governance practices and is satisfied that the Company has applied the principles and complied with the code provisions and, where appropriate, adopted the recommended best practices as set out in the CG Code during FY2024 except for the deviations with considered reasons as explained stated in the relevant paragraphs below. The Company will continue to review and monitor its corporate governance practices to ensure the compliance with the CG Code.

MODEL CODE FOR SECURITIES TRANSACTIONS BY DIRECTORS

The Company has adopted a code of conduct regarding the securities transactions of the Directors on terms no less than exacting than the required standard set out in the Model Code as its code of conduct for dealings in securities of the Company by the Directors. The Company has made specific enquiries to all the Directors and they confirmed that they have complied with the required standard set out in the Model Code and its code of conduct regarding Directors' transactions during the Year. The Company has also adopted the Model Code as the standard of dealings in the Company's securities by the relevant employees who are likely to possess inside information of the Company and/or its securities.

The Company is not aware of any incident of non-compliance with the required standard set out in the Model Code by the Directors and employees.

BOARD OF DIRECTORS

During FY2024, the members of the Board are set out below:

Executive Directors

Mr. Ye Zhijie (*Chairman*)
Mr. Huang Wengui
Mr. Lai Quanshui
Mr. Qiu Limiao
Mr. Ye Dan
Mr. Huang Kaining (formerly known as Huang Kai)

Independent non-executive Directors

Ms. Wong Tuen Sau
Mr. Cai Huinong
Mr. Jiang Qinjian

Mr. Ye Zhijie is the father of Mr. Ye Dan and father-in-law of Mr. Qiu Limiao. Mr. Huang Wengui is the father of Mr. Huang Kaining. There is no other relationship (including financial, business, family or other material/relevant relationship(s) among the Directors.

The Directors must disclose to the Company the number and nature of offices they hold in public companies or organizations and/or other significant commitments. The Board is of the view that all the Directors have devoted sufficient time and interest to the Company's affairs.

Corporate Governance Report (Continued)

RESPONSIBILITIES, ACCOUNTABILITIES AND CONTRIBUTIONS OF THE BOARD AND MANAGEMENT

The Board is ultimately responsible for making decisions with respect to the Company's strategic plans, ensuring sustainable development, maintaining a diversified board, presenting true and fair financial statements, and other functions and significant operational matters assigned to the Board as set out in the Listing Rules and the Articles of Association of the Company. Important matters, such as entering into major contracts and transactions, making investment decisions, providing or accepting financial assistance and guarantee must be reserved to the decisions of the Board. The Directors also acknowledge that they must act in the best interest of the Company and its shareholders.

The senior management is delegated to be responsible for the daily operations of the Company, the execution of the Board's decisions and strategic plans and the implementation of risk management and internal controls decided by the Board. The delegated functions and work tasks are periodically reviewed. Approval has to be obtained from the Board prior to entering into any significant transactions.

The Board is committed to regularly review the composition and contribution of the Directors in respect of their independence, fulfillment of directorial responsibilities, sufficiency of time and interest devotion on the Company, their diversity and attributes to the sustainable development of the Company. The Board is satisfied with the diversity, contribution and attributes of each directors as presented in the matrix below.

	Mr. Ye Zhijie	Mr. Huang Wengui	Mr. Lai Quanshui	Mr. Qiu Limiao	Mr. Ye Dan	Mr. Huang Kaining	Ms. Wong Tuen Sau	Mr. Cai Huinong	Mr. Jiang Qinjian
Experience, expertise or attribute	Executive Director						Independent Non-executive Director		
Strategy development & top management	✓	✓	✓						
General management & business operation	✓	✓	✓	✓	✓	✓			
Academic achievement & recognition								✓	✓
Industry achievement & recognition									✓
Finance & accounting experience							✓		
Regulatory compliance experience							✓		
Corporate governance & risk Management experience							✓		
Company secretarial & compliance experience in a listed company							✓		

The biographical information of the Directors is set out in the section headed "Biographical Details of Directors and Senior Management" in this annual report.

Corporate Governance Report (Continued)

GENDER DIVERSITY AT WORKFORCE

We have established a fair practice in our workforce that we evaluate our Directors, management and staff by a matrix of considerations, including competency, experience, loyalty, remuneration level and gender diversity. It is our statement and policy to prohibit all kinds of workforce discrimination, including disability, religion, and gender discrimination.

As of 31 December 2024, the Group has maintained a gender diversity ratio of 18% female and 82% male. The Board considers that this gender diversity ratio is a healthy and normal ratio that commensurates with the business mode and operational mode of the Group.

The Board sets a gender diversity goal of maintaining our current workforce diversity rate with 3% standard deviation, exceeding which the Board will put an effort in analysing the situation and make timely adjustment.

BOARD MEETINGS AND GENERAL MEETING

One general meeting and five board meetings were held during FY2024. Individual attendance records of each Director at the board meetings are set out below:

	Attendance/ Number of general meeting	Attendance/ Number of board meeting
Directors		
Mr. Ye Zhijie (<i>Chairman</i>)	1/1	5/5
Mr. Huang Wengui	1/1	5/5
Mr. Lai Quanshui	1/1	5/5
Mr. Qiu Limiao	1/1	5/5
Mr. Ye Dan	1/1	5/5
Mr. Huang Kaining	1/1	5/5
Ms. Wong Tuen Sau	1/1	5/5
Mr. Cai Huinong	1/1	5/5
Mr. Jiang Qinjian	1/1	5/5

CHAIRMAN AND CHIEF EXECUTIVE OFFICER

The positions of chairman and chief executive officer ("CEO") of the Company are held by Mr. Ye Zhijie and Mr. Huang Wengui, respectively.

The chairman is responsible for the effective functioning and leadership of the Board, ensuring the overall corporate governance of the Company, and encouraging Directors to make full and active contribution to the Board's affairs. The CEO is responsible for the Company's daily management and the effective implementation of the business strategy, policy and risk management control laid down by the Board.

There is a clear and effective division of responsibilities between the chairman and the CEO to ensure a balance of power and authority.

Corporate Governance Report (Continued)

INDEPENDENT NON-EXECUTIVE DIRECTORS

During FY2024, the Board has at all time met the requirements of Rules 3.10(1), 3.10(2) and 3.10A of the Listing Rules relating to the appointment of at least three independent non-executive Directors representing at least one-third of the Board with at least one of whom possessing appropriate professional qualifications or accounting or related financial management expertise.

The Company has obtained an annual written confirmation from each of the independent non-executive Directors in respect of his/her independence in accordance with the Rule 3.13 of Listing Rules. The Company considers all independent non-executive Directors are independent.

APPOINTMENT AND RE-ELECTION OF DIRECTORS

Each of the executive Directors had entered into a service contract with the Company for an initial term of three years. The Company has entered into an appointment letter with the independent non-executive Directors for an initial term of two years. All the service contracts and appointment letters of the Directors are automatically renewed for a term of one year commencing from the next day after the expiry of the then current term of appointment, unless terminated by either party by not less than three-month's prior written notice.

Under the Articles of Association of the Company, at each annual general meeting one-third of the Directors for the time being, or, if their number is not three or a multiple of three, then the number nearest to but not less than one-third, shall retire from office by rotation provided that every Director, including those appointed for a specific term, shall be subject to retirement by rotation at least once every three years.

The Directors to retire by rotation shall include (so far as rotation and retirement of Directors necessary to obtain the number required) any Director who wishes to retire and not to offer himself for re-election. Any further Directors so to retire shall be those who have been longest in office since their last re-election or appointment and so that as between persons who became or were last re-elected Directors on the same day those to retire shall (unless they otherwise agree among themselves) be determined by lot.

The Directors shall have power from time to time and at any time to appoint any person as a Director either to fill a casual vacancy or as an additional Director but so that the number of Directors so appointed shall not exceed the maximum number determined from time to time by the shareholders in general meeting. Any Director so appointed shall hold office only until the next following general meeting of the Company and shall then be eligible for re-election at the meeting but shall not be taken into account in determining the Directors or the number of Directors who are to retire by rotation at such meeting.

Corporate Governance Report (Continued)

CONTINUOUS PROFESSIONAL DEVELOPMENT OF DIRECTORS

The Company has arranged training sessions conducted by the legal advisers for all Directors to participate in continuous professional development to develop and refresh their knowledge and skills.

The training sessions covered a relevant topic including directors' duties and responsibilities, corporate governance and regulatory updates. In addition, relevant reading materials including compliance manuals, legal and anti-corruption materials have been provided to the Directors for their reference and studying. The Directors undertake to comply with the code provision C.1.4 of the CG Code. A summary of training records of the Directors during their terms of appointment are summarized as follows:

Training Records	Type A of Training ^(Note)	Type B of Training ^(Note)
Mr. Ye Zhijie	✓	✓
Mr. Huang Wengui	✓	✓
Mr. Lai Quanshui	✓	✓
Mr. Qiu Limiao	✓	✓
Mr. Ye Dan	✓	✓
Mr. Huang Kaining	✓	✓
Ms. Wong Tuen Sau	✓	✓
Mr. Cai Huinong	✓	✓
Mr. Jiang Qinjian	✓	✓

Note:

Types of Training:

Type A: Attending training sessions, including but not limited to, briefings, seminars, conferences and workshops

Type B: Reading relevant news alerts, newspapers, journals, magazines and relevant publications

BOARD COMMITTEE

The Board has established four committees, namely, the Audit Committee, the Remuneration Committee, the Nomination Committee and the Strategy Committee. All Board committees of the Company are established with specific written terms of reference which set forth their authorities and duties. The terms of reference of the Board committees are posted on the websites of the Company and the Stock Exchange.

Corporate Governance Report (Continued)

Corporate Governance Function

The Board confirms its ultimate responsibilities for acting as the corporate governance function of the Company and has performed and fulfilled, with the assistance from the Audit Committee, the Remuneration Committee and the Nomination Committee, the related duties set out in the code provision A.2.1 of the CG Code.

Audit Committee

The Audit Committee consists of three independent non-executive Directors at any given time from the Listing and up to 31 December 2024. Ms. Wong Tuen Sau is the chairlady of the Audit Committee, who has appropriate professional qualifications or accounting or related financial management expertise as required in Rule 3.10(2) of Listing Rules.

Two audit committee's meetings were held during FY2024 and the attendance of the members is as follows:

Members of the Audit Committee	Attendance/ Number of meetings
Ms. Wong Tuen Sau (<i>Chairlady</i>)	2/2
Mr. Cai Huinong	2/2
Mr. Jiang Qinjian	2/2

The Audit Committee has fulfilled its main responsibilities and duties during FY2024 as set out in the terms of reference and CG Code, including, but not limited to the following:

1. to make recommendations to the Board on the appointment, reappointment and removal of the external auditor, and to approve the remuneration and terms of engagement of the external auditor, and any questions of its resignation or dismissal;
2. to review and monitor the external auditor's independence and objectivity and the effectiveness of the audit process in accordance with applicable standards. The committee also discusses with the auditor the nature and scope of the audit and reporting obligations;
3. to develop and implement policy on engaging an external auditor to supply non-audit services;
4. to develop, review and monitor the code of conduct applicable to the Company's employees and the Board;

Corporate Governance Report (Continued)

5. to monitor the integrity of the Company's financial statements and annual report and accounts, half-year report and, if prepared for publication, quarterly reports, and to review significant financial reporting judgments before submission to the Board, including:
 - (i) any changes in accounting policies and practices;
 - (ii) major judgmental areas;
 - (iii) significant adjustments resulting from audit;
 - (iv) the going concern assumptions and any qualifications;
 - (v) compliance with accounting standards; and
 - (vi) compliance with the Listing Rules and legal requirements in relation to financial reporting;
6. to review the Company's financial and accounting policies and practices;
7. to review the external auditor's management letter, any material queries raised by the auditor to management about accounting records, financial accounts or systems of control and management's response;
8. to discuss the compliance and risk management and internal control system with management to ensure that management has performed its duty to have effective systems. This discussion also includes the adequacy of resources, staff qualifications and experience, training programmes and budget of the Company's accounting and financial reporting function;
9. to consider major investigation findings on risk management and internal control matters as delegated by the Board or on its own initiative and management's response to these findings; and
10. to ensure co-ordination between the internal and external auditors, and to ensure that the internal audit function is adequately resourced and has appropriate standing within the Company, and to review and monitor its effectiveness.

The quorum of the Audit Committee meeting shall be two members of the Audit Committee. The company secretary are also the secretaries of the Audit Committee.

Remuneration Committee

The Remuneration Committee consists of three independent non-executive Directors at any given time during FY2024. Mr. Jiang Qinjian is the chairman of the Remuneration Committee.

Corporate Governance Report (Continued)

The Company has held one remuneration committee's meeting in FY2024 and the attendance of the members is as follows:

Members of Remuneration Committee	Attendance/ Number of meetings
Mr. Jiang Qinjian	1/1
Ms. Wong Tuen Sau	1/1
Mr. Cai Huinong	1/1

The Remuneration Committee has adopted the recommendation model described in E.1.2(c)(ii) of CG code.

The Remuneration Committee has fulfilled its main responsibilities and duties during FY2024 as set out in the terms of reference and CG Code, including, but not limited to the following:

1. to make recommendations to the Board on the Company's policy and structure for all Directors' and senior management remuneration and on the establishment of a formal and transparent procedure for developing remuneration policy;
2. to review and approve the management's remuneration proposals with reference to the Board's corporate goals and objectives;
3. to make recommendations to the Board on the remuneration packages of individual executive Directors and senior management, which should include benefits in kind, pension rights and compensation payments, including any compensation payable for loss or termination of their office or appointment;
4. to review and approve compensation payable to executive Directors and senior management for any loss or termination of office or appointment to ensure that it is consistent with contractual terms and is otherwise fair and not excessive; and
5. to ensure that no Director or any of his/her associates is involved in deciding his/her own remuneration.

The Remuneration Committee has reviewed the remuneration of Directors and senior management which are disclosed in Notes 9 and 32 to the consolidated financial statements in this annual report.

The quorum of the Remuneration Committee meeting shall be two members of the Remuneration Committee and a majority of which shall be the independent non-executive Directors. The company secretary are also the secretaries of the Remuneration Committee.

Corporate Governance Report (Continued)

Nomination Committee

The Nomination Committee consists of three independent non-executive Directors at any given time during FY2024. Mr. Cai Huinong is the chairman of the Nomination Committee.

The Company has held one nomination committee's meeting in FY2024 and the attendance of the members is as follows:

Members of Nomination Committee	Attendance/ Number of meetings
Mr. Cai Huinong (<i>Chairman</i>)	1/1
Ms. Wong Tuen Sau	1/1
Mr. Jiang Qinjian	1/1

The Nomination Committee has fulfilled its main responsibilities and duties during FY2024 as set out in the terms of reference and CG Code, including, but not limited to the following:

1. to review the structure, size and composition (including the skills, knowledge, experience and diversity of perspectives) of the Board at least annually and make recommendations on any proposed changes to the board to complement the Company's corporate strategy;
2. to identify individuals suitably qualified to become members of the Board and select or make recommendations to the Board on the selection of individuals nominated for directorships;
3. to assess the independence of the independent non-executive Directors;
4. to make recommendations to the Board on the appointment or reappointment of directors and succession planning for directors, in particular the chairman and the chief executive; and
5. to make recommendations to the Board on the policy concerning the diversity of Board members.

The quorum of the Nomination Committee meeting shall be two members of the Nomination Committee and a majority of which shall be the independent non-executive Directors. The company secretary are also the secretaries of the Nomination Committee.

Corporate Governance Report (Continued)

Strategy Committee

The Strategy Committee consists of four executive Directors, Mr. Lai Quanshui, Mr. Huang Wengui, Mr. Qiu Limiao and Mr. Ye Dan. Mr. Lai Quanshui is the chairman of the Strategy Committee.

The Company has held one nomination committee's meeting in FY2024 and the attendance of the members is as follows:

Members of Strategy Committee	Attendance/ Number of meetings
Mr. Lai Quanshui	1/1
Mr. Huang Wengui	1/1
Mr. Qiu Limiao	1/1
Mr. Ye Dan	1/1

The main responsibilities and duties of the Strategy Committee as set out in the terms of reference include, but not limited to the following:

1. to make recommendations to the Board on the Company's long-term development strategies and plans, including future positioning, strategic direction, business model and growth strategy;
2. to study changes on economic environment and make recommendations to the Board for potential changes to relevant development plans and proposals;
3. to review and make recommendations to the Board for the expansion to new markets, launch of new businesses and research and development of new products of the Company;
4. to provide guidance on the medium to long-term challenges of the Company; and
5. to review and make recommendations to the Board on the formulation of the near to medium-term strategic focus, including the strategic development plan, and evaluate and monitor the implementation of such plans and proposals.

The quorum of the Strategy Committee meeting shall be two members of the Strategy Committee. The company secretary are also the secretaries of the Strategy Committee.

Corporate Governance Report (Continued)

DIRECTORS' RESPONSIBILITY FOR FINANCIAL STATEMENTS

The Directors acknowledge their obligations to prepare and present true and fair financial statements on an on-going basis in accordance with applicable statutory requirements and accounting standards in accordance with the code provision D.1.3 of the CG Code.

The Directors confirm that they are not aware of any material uncertainties that may affect the business of the Company or raise significant doubts about the Company's ability to operate on an on-going basis in accordance with the code provision D.1.3 of the CG Code.

AUDITOR'S STATEMENT AND REMUNERATION

A statement by the Company's auditors on their reporting obligations in respect of the Company's financial statements for FY2024 is set out in the "Independent Auditor's Report" section of this annual report.

The remuneration of external auditors of the Company, PricewaterhouseCoopers, in respect of audit services and non-audit services for FY2024 is set out below:

Service rendered	2024 RMB'000	2023 RMB'000
Annual audit services	2,450	2,200
Non-audit services (Note)	262	—
Total	2,712	2,200

Note: During the year ended 31 December 2024, the non-audit services fee mainly included the fee for tax advisory services of RMB212,000.

COMPANY SECRETARY

Mr. Zhong Dezhu has resigned as the joint company secretary of the Company with effect from 8 August 2024.

Following Mr. Zhong's resignation, Mr. Yuen Chi Wai has been re-designated as the company secretary of the Company with effect from 8 August 2024. Mr. Yuen Chi Wai is a fellow member of the Hong Kong Institute of Certified Public Accountants. Mr. Ye Zhijie, the chairman of the Board, has been designated as the primary contact person of the Company who would work and communicate with Mr. Yuen on the Company's corporate governance and secretarial and administrative matters.

For FY2024, Mr. Yuen Chi Wai has taken not less than 15 hours of relevant professional training in compliance with Rule 3.29 of the Listing Rules.

Corporate Governance Report (Continued)

RISK MANAGEMENT AND INTERNAL CONTROLS

The Board has established policies and procedures for identifying, evaluating, and monitoring key risks associated with its financial, operational and compliance activities. It has also reviewed and approved the risk management and internal control systems designed, implemented and/or monitored by the management of the Company.

The Company adopts a risk management and internal control framework referenced with the internationally recognized framework issued by Committee of Sponsor Organization (“COSO framework”) which has the following features.

Control Environment

The Company has ensured good corporate governance at the tone of the top.

Risk Assessment

The Company has a process to identify and evaluate key risks or concerned areas in accordance to the significance of effect and likelihood of occurrence.

Control Activities

The Company has designed and implemented relevant policies and procedures, at both entity level and business activities level, to address the significant risks of the Company.

Information Communication

The Company has designed and implemented effective communication channel and mechanism within the Company and with other stakeholders, such as suppliers and shareholders.

Monitoring

The Company has assigned management at appropriate level to implement and monitor relevant policies and procedure on a daily basis, and have performed independent review of the effectiveness of such implementation and monitoring.

The Company does not have an internal audit department. The Board and the Audit Committee have reviewed the need for an internal audit function and consider it more cost-effective to appoint external independent professionals to independently review and continuously evaluate the Company’s internal monitoring systems and risk management systems, taking into account the size and nature of the Company. The Board will review the need for an internal audit function at least once a year.

For FY2024, the Company has engaged an independent internal control consultant firm (the “Internal Control Consultant”) to review the key business process and internal control systems, policies and procedures from financial, operational and compliance aspects. The Internal Control Consultant has also submitted its independent report, inclusive of the findings and recommendations, to the Board and the Audit Committee.

Corporate Governance Report (Continued)

The Board has conducted an annual review of the effectiveness of the Company's and its subsidiaries' risk management and internal control system in accordance with the code provision D.2.1 of the CG Code through the review/approval of the Company's policies and procedures, the review of independent reports submitted by Internal Control Consultants, discussion with external auditors and management and the analysis of the overall financial, operational and compliance performance of the Company. The Board has also commenced an exercise to integrate ESG-related control into our overall risk management framework, including a regular review of the ESG structure and implementation or further enhancement of our ESG data collection and calculation procedures in accordance with the latest ESG requirement or standard updates.

The Board believes that the existing risk management and internal control systems commensurate with the nature, complexity and scale of operation and are adequate and effective in reasonably managing significant risks from financial, operational and compliance aspects.

Whistleblowing Policy and System

We believe in preventive measure and have established anti-corruption policy to ensure our Directors and employees fully understand the expected ethical behaviours expected by the Company and the realm of prohibited acts, such as zero tolerance of bribery, management override, and collusion.

The Company has established a whistleblowing policy and system pursuant to the code provision D.2.6 of the CG code that is overseen by our Audit Committee where:

- We encourage all kinds of stakeholders, including customers, suppliers, employees and investors, to file their confirmed knowledge or reasonable suspicion over fraudulent or non-compliance acts to us.
- We accept reporting in confidence and anonymity.
- We establish a policy to protect all goodwill whistleblowers from act of discrimination or retaliation.
- We undertake to follow-up on all goodwill reporting and, when necessary, to investigate into any material confirmed or reasonably suspected fraudulent or non-compliance acts.

Stakeholders are encouraged to file their reports to our registered office in Hong Kong or to email their reports to whistle@xiamenzhixin.com. The report will be firstly reviewed by the executive Directors and, if stand, will be escalated to the chairman of the Board and the Audit Committee.

Corporate Governance Report (Continued)

KEY POLICIES OF THE COMPANY

➤ Nomination Policy (“Nomination Policy”)

The Board has delegated its responsibilities and authority for selection and appointment of Directors to the Nomination Committee.

The Company has established a Nomination Policy for setting out the selection, nomination and appointment criteria and factors in relation to nomination and appointment of Directors of the Company. Key criteria and factors to be considered include, but not limited to:

1. Character, integrity and reputation;
2. Academic achievement and professional qualifications;
3. Skills, knowledge and experience that are relevant to the Company’s business and corporate strategy;
4. Knowledge of business;
5. Length of service;
6. Independence and objectivity;
7. Time and interest commitment as to discharge duties as a member of the Board and/or Board committee(s);
8. Board’s succession planning; and
9. Diversity in all aspects, including but not limited to gender, age, cultural and educational background, ethnicity.

If a Shareholder wishes to propose a person (“Candidate”) for election as a director of the Company at a general meeting, he/she should deposit (i) a written notice of the intention to propose the Candidate for election as a Director; and (ii) a written notice by the Candidate of his willingness to be elected at either of the principal place of business in Hong Kong: Suite No. 2, 3/F, Sino Plaza 255 Gloucester Road Causeway Bay Hong Kong at least seven (7) clear days before the date of the general meeting and the period for lodgement of such notices shall commence no earlier than the day after the despatch of the notice of the general meeting appointed for such election and shall be at least seven (7) clear days in length.

For more details, Shareholders shall refer to the Company’s policy “Procedures for shareholders to propose a person for election as a director” which is uploaded on the Company’s website.

Corporate Governance Report (Continued)

➤ Board Diversity Policy (“Board Diversity Policy”)

The Company has adopted a Board Diversity Policy which aims to attain a balanced diversity of the Board, as to enhance the quality of the Board’s performance. Pursuant to the Board Diversity Policy, the Nomination Committee will review the structure, size and composition of the Board and where appropriate, make recommendations on changes to the Board to complement the Company’s corporate strategy and to ensure that the Board maintains a balanced diverse profile.

In relation to reviewing and assessing the Board composition, the Nomination Committee is committed to diversity at all levels and will consider a number of aspects, including but not limited to skills, professional experience, knowledge, age, gender, cultural and educational background. The Company aims to maintain an appropriate balance of diversity perspectives that are relevant to the Company’s business strategy and development.

The Nomination Committee is responsible for recommending measurable objectives to implement the Board Diversity Policy and reviewing such objectives regularly to ensure their appropriateness and ascertain the progress made towards achieving those objectives.

The Board believes that gender diversity is a representing manifestation of board diversity, among all other measurable objective. Under the Board Diversity Policy, the Company aims to appoint at least one director of different gender at any given time and to achieve a 30% female representation in the Board in five years’ time after Listing. To further ensure gender diversity of our Board in a long run, our Group will also identify and select several female individuals with a diverse range of skills, experience and knowledge in different fields from time to time, and maintain a list of such female individuals who possess qualities to become our Board members, which will be reviewed by our Nomination Committee periodically in order to develop a pipeline of potential successors to our Board to promote gender diversity of our Board.

The Board will review the implementation and effectiveness of the issuer’s policy on board diversity on an annual basis in accordance with the code provision B.1.3 of the CG Code.

➤ Dividend Policy

The Company does not have a dividend policy. The declaration of future dividends will be subject to the recommendation by the Board at its discretion in accordance with the Articles of Association and will depend on a number of factors, including market conditions, strategic plans and prospects, business opportunities, financial condition and operating results, working capital requirements and anticipated cash needs, statutory and contractual restrictions on the payment of dividends and other factors that the Board considers relevant.

Corporate Governance Report (Continued)

➤ Inside Information Procedures

The Company has established an inside information policy pursuant to the Part XIVA of the SFO. Key provisions of such policy are:

1. The Directors shall establish effective procedures to identify and report potential inside information to the Board from time to time;
2. The Directors, as soon as they are aware of any inside information or potential inside information, shall perform an evaluation of the information and document the evaluation process and result;
3. The Directors, senior management and any persons who might have access to the inside information shall implement precaution measures in relation to the confidentiality of unpublished inside information;
4. The Directors, senior management and any persons who might have access to the inside information shall not to deal in the Company's securities when they are in possession of unpublished inside information; and
5. The Directors shall ensure timely, fair and comprehensive dissemination of inside information, in principle of maintaining a fair and informed market, including issuing announcements and/or requesting trading halt in situation of unexpected and significant event.

SHAREHOLDERS' COMMUNICATION AND RIGHT

The Company is committed to provide shareholders and investors with accurate and timely information regarding the Company's financial, operational and compliance performance, important development and major events through annual, interim reports and announcements. The Company has measures relating to shareholders' communication to ensure that shareholders' views and concerns are appropriately addressed. The measures are regularly reviewed to ensure its effectiveness.

The Board communicates with its shareholders and investors through various channels. The Company's annual general meeting is a valuable forum for the Board to communicate directly with the shareholders and to answer questions that shareholders may raise. Corporate communications (such as interim and annual reports, notices, circulars and announcements) are sent to shareholders in a timely manner and are available on the websites of the Company and the Stock Exchange. All published information is uploaded to the Company's website at www.xiamenzhixin.com.

The Company reviewed the implementation and effectiveness of the measures relating to shareholders' communication and considered them to be effective.

Corporate Governance Report (Continued)

Right to Convening an Extraordinary General Meeting

The Directors may, whenever they think fit, convene an extraordinary general meeting.

Extraordinary general meetings shall also be convened on the requisition of one or more shareholders holding, at the date of deposit of the requisition, not less than one tenth of the paid-up capital of the Company having the right of voting at general meetings. Such requisition shall be made in writing to the Directors or the Secretary for the purpose of requiring an Extraordinary general meeting to be called by the Directors for the transaction of any business specified in such requisition. Such meeting shall be held within two months after the deposit of such requisition. If within twenty-one (21) days of such deposit the Directors fail to proceed to convene such meeting, the requisitionist(s) himself (themselves) may do so in the same manner, and all reasonable expenses incurred by the requisitionist(s) as a result of the failure of the Directors shall be reimbursed to the requisitionist(s) by the Company.

All other general meetings (including an extraordinary general meeting) must be called by notice of not less than fourteen (14) clear days and not less than ten (10) clear business days.

Right to make enquiries to the Board

Shareholders may send their enquiries and concerns, in written form, to the Board by addressing them to the company secretary at the Company's principal place of business in Hong Kong: Suite No. 2, 3/F, Sino Plaza, 255 Gloucester Road, Causeway Bay, Hong Kong.

Procedures for putting forward proposals at shareholders' meetings

To put forward proposals at a shareholders' meeting of the Company, a shareholder should lodge a written notice of his/her proposal with his/her detailed contact information at the Company's principal place of business in Hong Kong.

The request will be verified with the Company's share registrar in Hong Kong and upon their confirmation that the request is proper and in order, the Board will be asked to include the proposal in the agenda for the general meeting.

INVESTORS' RELATIONSHIP

For FY2024, there had been no significant change in the Company's constitutional documents. The Memorandum and Articles of Association of the Company are available on the websites of the Company and the Stock Exchange.

Environmental, Social and Governance Report

The Company is pleased to present the ESG report for FY2024. This ESG report discloses the management approach and performance of the Group in environmental, social and governance aspects.

This ESG report is prepared in accordance with the “Environmental, Social and Governance Reporting Guide” (the “ESG Reporting Guide”), as set out in Appendix C2 to the Listing Rules. The information stated in this report covers the period from 1 January 2024 to 31 December 2024, which aligns with the financial year as the 2024 annual report of the Group.

The Board has reviewed and approved this ESG report and confirmed that, to the best of its knowledge, this report describes material ESG issues and fairly presents the Company’s ESG management approach and related performance.

A complete index in compliance with the ESG Reporting Guide is also available at the end of this ESG report for reference. The Company has complied with the “comply or explain” provisions set out in the ESG Reporting Guide.

ESG GOVERNANCE STRUCTURE

The Board retains overall responsibility for the governance of ESG which includes, but not limited to identifying and evaluating ESG related risks, determining ESG strategy and scope, setting forth related risk management and internal control system and approving the disclosure in this report.

An ESG working group, consisting of four members including the chairman of the Audit Committee, the chief executive officer, the chief operating officer and an executive Director, is established by the Board for the purpose of implementing the ESG initiatives, collecting and continuously monitoring ESG data and preparing this ESG report.

The key features, authorities and responsibilities of the ESG working group are:

1. Knowledge of business

Most members of the ESG working group are highly involved in the daily operation and management of the Group’s business and operations.

2. Active involvement

Members of the ESG working group shall meet regularly, no less than an interval of once a year.

3. Right to exercise

The ESG working group has the rights to access to all ESG-related facts and information and to engage specialists to assist in the study and preparation of ESG matters at the cost of the Company.

4. Responsibilities to exercise

The ESG working group is instructed by the Board to implement and monitor the ESG-related initiatives.

Environmental, Social and Governance Report (Continued)

5. Independent reporting

The ESG working group has the rights and responsibilities to report to the Board independently on important ESG matters.

6. Grievance mechanisms

The Company has monitored the effectiveness of the ESG activities and welcome feedback from the stakeholders as to improve the ESG initiatives from time to time.

REPORTING BOUNDARIES AND PRINCIPLES

The Board, with the assistance of the ESG working group, has identified key ESG risks of the Company based on the consideration of a series of factors such as business nature and scale, geographic location, regulatory requirements, operating practices and stakeholders' expectations.

The data of this ESG report covers the following operation sites:

1. the site in Xiamen City, Fujian Province of the PRC that engages in manufacturing of ready-mixed concrete and precast concrete components; and
2. the site in Changjiang City, Hainan Province of the PRC that engages in iron ore tailings recycling and manufacturing of eco-friendly bricks.

In preparing this report, the ESG working group has followed the principles of materiality, quantitative and consistency and "comply or explain" as set out in the ESG Reporting Guideline, under which Company believes it has applied a consistent and structured methodology for determining the materiality level, measuring in meaningful quantitative units and reporting ESG matters in a scope that is relevant and significant to the Company.

Based on the Group's assessment, the reporting boundary for this report shall be set at the management, production, manufacturing and logistic function of the Group's operations.

The Board and ESG working group have understood, concurred with and applied the four core ESG principles in the course of setting ESG strategy, conducting the Group's ESG initiatives, collecting ESG data, calculating ESG KPI and preparing and issuing this ESG report. The four core ESG principles are materiality, consistency, balance and quantitative.

Stakeholder engagements

To determine important ESG issues of the Company, the Company must also understand the concerns of the stakeholders. The Company continues to maintain communication with stakeholders, establishes diversified communication channels, constantly listens to the expectations and appeals of stakeholders, and responds to the opinions in a timely manner. While operating in compliance with laws and regulations, the Company fulfills its social responsibilities, and creates value for stakeholders. The Company has identified the following key stakeholders in accordance with the mutual dependency and influence.

Environmental, Social and Governance Report (Continued)

List of Stakeholders' Communication




Key Stakeholders	Major Communication Channels	Main Concerns
Government departments & regulators	<ul style="list-style-type: none"> ☑ Regulatory updates correspondence ☑ Interaction and visits ☑ Compliance adviser ☑ Government inspections 	<ul style="list-style-type: none"> ■ Legal compliance ■ Work safety ■ Environmental protection ■ Increase local employment
Investors & shareholders	<ul style="list-style-type: none"> ☑ Corporate website and emails ☑ General meetings ☑ Announcements and disclosures ☑ Prospectus & interim/annual reports 	<ul style="list-style-type: none"> ■ Performance and profitability ■ Scale and capacity ■ Market share ■ Supply chain management ■ Reputation
Employees	<ul style="list-style-type: none"> ☑ Regular management meetings ☑ Employee suggestion boxes ☑ Performance evaluation ☑ Training 	<ul style="list-style-type: none"> ■ Career development ■ Remuneration and benefits ■ Staff training ■ Work health and safety ■ Equal employment ■ Diversified recruitment
Customers	<ul style="list-style-type: none"> ☑ Site visits ☑ Prospectus & interim/annual reports ☑ Customer service hotline ☑ Sales representative visit ☑ Instant messaging applications 	<ul style="list-style-type: none"> ■ Product quality ■ Product pricing ■ Image and reputation ■ Environmental protection ■ Protection of rights and interests
Suppliers	<ul style="list-style-type: none"> ☑ Meeting and correspondence ☑ On-site visits ☑ Product quality inspection ☑ Suppliers' code of conduct ☑ Suppliers' background check ☑ Instant messaging applications 	<ul style="list-style-type: none"> ■ Product and service pricing ■ Stability and sustainability ■ Product and service quality ■ Manage justly, fairly and openly
Media, community and the public	<ul style="list-style-type: none"> ☑ Community events ☑ Employee voluntary activities ☑ Community welfare subsidies 	<ul style="list-style-type: none"> ■ Community service ■ Environmental protection

The Board and ESG working group acknowledge that the stakeholders' engagement is an important step to obtain different views of sustainability development and to form a basis for the Company to provide feedback. Accordingly, on top of the regular engagements, the Group has formulated plans to strengthen the stakeholders' engagement process, including the intended use of an ESG survey and interview program, from which the information and feedback to be collected and exchanged, will further enable the Company to take appropriate actions and enhance ESG initiatives and reporting.

Environmental, Social and Governance Report (Continued)

MATERIALITY ASSESSMENT

The ESG working group gathers important facts and information through continuous communications with stakeholders. The ESG working group has evaluated those facts and information, collated them with industry reference and evaluated them against materiality, quantitative measures, balance and consistency of this ESG report. Based on that, the ESG working group identified 12 most concerned ESG issues for this report as presented below.

 Environmental	<ul style="list-style-type: none">• Environmental protection• Efficiency use of energy• Climate change impact on business
 Social	<ul style="list-style-type: none">• Quality product• Sustainable income• Labour compliance• Staff competency• Green supply chain• Stable supply• Care for society
 Governance	<ul style="list-style-type: none">• Anti-corruption• Diversity and equity

The Board has reviewed and approved the assessment of the ESG working group.

Environmental, Social and Governance Report (Continued)

A. CARE FOR THE ENVIRONMENT

The Group is recognised as a Green Factory by the Energy Conservation and Resources Utilisation Department of the Ministry of Industry and Information Technology of the PRC.

The Group injects green concepts in the production activities. In respect of environmental aspect, the Group has established three objectives:

- 1 Minimise the use of natural resources
- 2 Full compliance with all applicable environmental laws and regulations
- 3 Minimise the impact of business on the environment

The Group actively promotes environmental awareness among the employees through encouraging them of the four principles of “recycle”, “reuse”, “save water” and “save energy”.

Overall environmental compliance status

During FY2024, the Group has complied with all applicable laws and regulations relating to air and greenhouse gas emissions, discharges into water and land, and generation of hazardous and non-hazardous waste, including, but not limited to the following:

- 1 Environmental Protection Law of the PRC
- 2 Air Pollution Prevention and Control Law of the PRC
- 3 Water Pollution Prevention and Control Law of the PRC

The Group were not subject to any material claims or penalties in relation to environmental protection during FY2024.

Emission and conservation measures

The Group has adopted an environmental management system certified under ISO 14001.

The Group’s greenhouse gas (“GHG”) emissions are mainly generated from diesel consumed in the logistic activities. The indirect GHG emissions are mainly generated from the purchased electricity in the Group’s operations. The Group is dedicated in reducing the emission and, accordingly, have established relevant policies and initiatives, including:

- 1 Careful design and monitor the logistic routing of delivery;
- 2 Use of proper diesel for truck team;
- 3 Sending truck team to periodic inspection and repairment for any emission issues;
- 4 Encouraging driver to turn off the trucks’ engine at prolong stoppage; and
- 5 Considering and planning the use of more environmentally friendly trucks model at next replacement.

Environmental, Social and Governance Report (Continued)

Water consumption and management

The major water consumption of the Company is mainly for the production processes. The Group has established controls and procedures to ensure the water usage is within the reasonable range necessary for the production without over-using concerns.

The Group attaches great importance to the water consumption and management.

Waste wash water can generally be collected during the recycling of concrete and during cleaning of batching plant and equipment. The Group discharges the waste wash water in accordance with the “Integrated Wastewater Discharge Standard” (GB8978–1996), jointly issued by General Administration of Quality Supervision, Inspection and Quarantine of the People’s Republic of China (“AQSIQ”) and The Ministry of Ecology and Environment of the People’s Republic of China (“MEE”). The Group mainly acquires the waste wash water from rinsing (i) the tank of the mixer truck after each delivery; (ii) mixing equipment; and (iii) trucks and transporters of raw material. The collected waste wash water will then be discharged to the precipitation tanks set up in the production facility for sedimentation. The precipitation process of waste wash water will separate the aggregates and pulverised fuel ash which results from the burning of pulverised coal in coal-fired electricity power stations from other non-recyclable materials for reuse in the production process.

Other water consumption is related to office water consumption, which is considered minimal in quantity. The Group has encouraged all employees to develop the habit of conserving water consciously. The domestic sewage is discharged into the urban sewage pipe network.

The Group did not encounter any problems in sourcing water that is fit for purpose during FY2024.

Waste management

The Group does not generate hazardous waste, but does generate minimal level of non-hazardous industrial wastes, including dust and solid waste during the production process.

Dust

Dust is generated mainly from the loading process of aggregates, the unloading of powder and particle materials, the batch charging process and the agitation of ground dust. The Group minimises the Particulate Matter (“PM”) level in the atmosphere of the batching plant in accordance with the “Emission Standard of Air Pollutants for Cement Industry” (GB4915–2013), jointly issued by AQSIQ and MEE.

To reduce dust generated from the loading process of aggregates, the Group’s warehouses are installed with automatic sprinkler systems and utilise a dust tight seal design to confine the amount of dust being released into the atmosphere. The Group also requires trucks to be covered when loaded with aggregates. The Group designates specific personnel to regularly check the effectiveness of the dust removal devices in the tubular powder material bins to ensure that the dust removal devices are operating normally and that no dust is discharged. The Group also designates specific personnel to manage raised dust during the production process, by adopting methods such as spraying water and covering the dust source or spraying covering agents.

Environmental, Social and Governance Report (Continued)

Solid waste

Solid waste such as obsolete concrete blocks may be generated from the production process. The Group handles the solid waste in accordance with the “Standard for Pollution Control on the Storage and Disposal Site for General Industrial Solid Waste” (GB18599-2001), jointly issued by AQSIQ and MEE. The Group stores the solid wastes before they are transferred to a qualified third party for disposal in order to prevent pollution of the environment caused by industrial solid wastes.

Noise pollution

Noise may be generated during the loading and mixing phase of the production of ready-mixed concrete. The Group minimises the noise emission in accordance with the “Emission Standard for Industrial Enterprises Noise at Boundary” (GB12348-2008), jointly issued by AQSIQ and MEE. The Group tends to select low noise generating equipment and machinery for the production whenever possible in order to minimise noise emission.

Packaging material

Due to the nature of business, the Group uses minimal level of packaging materials. The final products produced are transported by trucks without packaging materials. Products are also transported to the locations designated by customers through corresponding transport vehicles, so no packaging materials are involved.

In other area of operation, the Group is dedicated to promote the principles by encouraging employees to adopt the following “green” actions, among other environmental measures mentioned above:

- 1 Minimising the paper usage;
- 2 Reusing or recycling used paper;
- 3 Turning off lights at off-office hours and holidays; and
- 4 Using light-emitting diode (LED) lighting in efforts to reduce energy consumption.

B. ENVIRONMENTAL KEY PERFORMANCE INDICATORS

The table below sets forth the environment key performance indicators of the Company in the Reporting Period:

Emission Type	Indicator	FY2024		FY2023	
		Emission figure	Intensity ²	Emission figure	Intensity ²
Greenhouse gas ^{1, 10}	Direct emissions — Scope 1 ³ (tonnes CO ₂)	4,238	9.59	8,317	18.99
	Indirect emissions — Scope 2 ⁴ (tonnes CO ₂)	16,118	26.47	13,499	30.82
	Indirect emissions — Scope 3 ⁵ (tonnes CO ₂)	208	0.47	93	0.21
Exhaust gas ¹	Sulphur Dioxide (SO _x) — tonnes	1.05	0.00	30.05	0.07
	Nitrogen Oxides (NO _x) ⁶ — tonnes	11.29	0.03	11.41	0.03
	Particulate Matter (PM) — tonnes	0.81	0.00	8.22	0.02

Environmental, Social and Governance Report (Continued)

Major Energy Consumption	Unit	FY2024	Intensity ²	FY2023	Intensity ²
Water	m ³ in '000	317	0.72	135	0.31
Electricity ¹⁰	Kwh in '000s	23,026	52.10	19,284	44.03
Diesel	Liter in '000s	1,572	3.56	2,716	6.20
LPG	Liter in '000s	28	0.06	239	0.55

Major non-hazardous waste	Unit	FY2024	Intensity ²	FY2023	Intensity ²
Dust	tonnes	0.21	0.00	0.82	0.0
Solid waste ⁹	tonnes	231	0.52	398	0.91

Notes to above table:

- 1 GHG emissions data is presented in terms of carbon dioxide equivalent and are based on, but not limited to, "Guidelines to Account for ad Report on Greenhouse Gas Emissions and Removals for Buildings (Commercial, Residential or Institutional Purposes) in Hong Kong" 2010 Edition and "How to prepare an ESG Report — Appendix II: Reporting Guidance on Environmental KPIs" issued by the Stock Exchange.
- 2 The intensity of each item is calculated by dividing the amount incurred in the year by the number of employees at the end of the year.
- 3 Major source of Scope 1 emission came from usage of diesel and LPG.
- 4 Major source of Scope 2 emission came from usage of purchased electricity.
- 5 Major source of Scope 3 emission came from business travel and processing fresh water and sewage by government departments.
- 6 Nitrogen Oxides emission came from usage of LPG.
- 7 Our operation does not generate hazardous waste.
- 8 Domestic waste totals have been deemed immaterial to the Group's operations. Thus, the Group does not maintain relevant record.
- 9 Solid waste refers to industrial waste discharged during the Group's production and disposed of by an accredited institutional waste disposal provider.
- 10 The increase in gas emission and electricity usage is resulted from the increase of revenue from the iron ore tailings recycling business in Hainan.

Environmental targets

The Company considers that it has reached an optimal point in relation to emission control and resources use, taking consideration of its new expansion.

The Company sets a target of maintaining emission control and use of resource, by intensity or by production volume, in the next two years. Upon new systems and another optimal point are seen to be achievable, the Company will set a reduction target and disclose such goal from time to time.

The Board considers that the Company has put in its best efforts in controlling the environmental emission through the stabilized intensity rate it has reached in 2024 as compared to prior years.

Environmental, Social and Governance Report (Continued)

C. MANAGING CLIMATE CHANGES IMPACT

In assessing the climate changes impact on the Company, the Company follows recommendations and approach set out by the Task Force of Climate-related Financial Disclosures issued by the Financial Stability Board in 2015. The ESG working group measures the climate change impact by the following two risk categories:



Transition risk

- Referring to a situation where the transitioning to a lower-carbon economy may entail extensive policy, legal, technology, and market changes to address mitigation and adaptation requirements related to climate change.

Physical risk

- Referring to direct damage to assets and indirect impacts from supply chain disruption that may have financial implications for the Company. Physical risk can be event driven (as “Acute events risk”) or gradually shifted over in a period of time (as “Chronic shift risk”).

Environmental, Social and Governance Report (Continued)

The Company is considered to be subjected to the following climate change impacts to which the Company has developed relevant action plans to manage them as presented in below table. The Company will continue its study on climate change impacts, commit to on-going monitoring of relevant risks and update its climate changes impact from time to time.

Relevant climate change risk	Driving forces	The Company's action
Acute events risk	Production's efficiency is affected by rainfall, which could be affected by climate change.	Good work scheduling to manage the risk and looking for technological solution in the future.
Political & legal risk	More tightened emission standards in the future.	Plan to use Euro VI compliant vehicle for its logistic activities.
Political & legal risk	Fuel cost may rise or may be subject to direct or indirect environmental tax, which may drive up the transportation costs.	Manage to shift a portion of such additional costs as it is a general situation applied to all industry's participants.
Reputation risk	Customers have higher expectation that the Group shall operate an "greener" and environmentally friendly business.	Manage suppliers and dedicated in engaging environmentally friendly suppliers.
Chronic shift risk	Protection of river bank and mountain thus reduce extraction of rock and sand.	Use a supply chain management plan to diversify its supply chain. Continue to monitor the financial and operational performance of the suppliers.

D. SUPPLY CHAIN MANAGEMENT

Our supply chain consisted of, among others, cement manufacturers, rebar manufacturers, quarry miners and river sand miners.

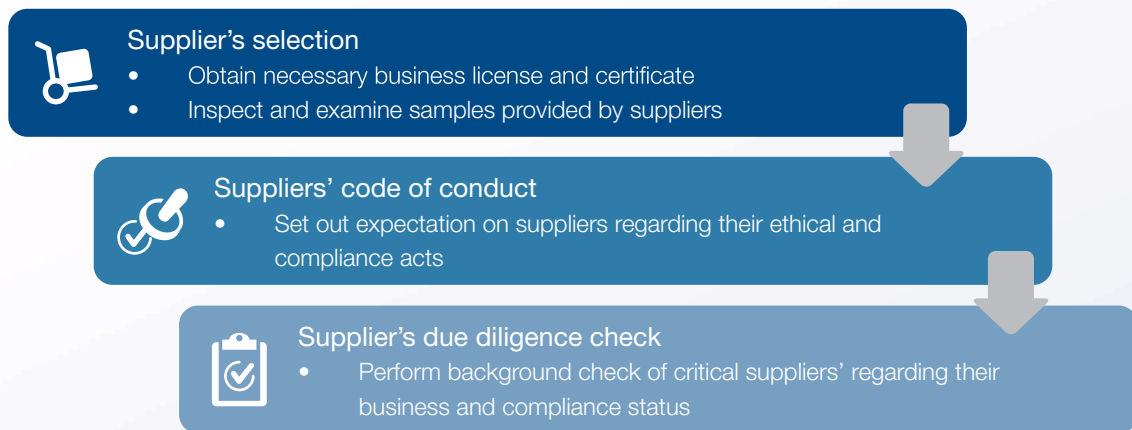
As at 31 December 2024, majority of our needs are satisfied within Fujian and Hainan provinces and 26 critical suppliers contributed over 60% of our annual purchase. Critical suppliers are referred to those who supply the Group with aggregates and other necessary production materials.

Environmental, Social and Governance Report (Continued)

We conduct business with approved suppliers only after they have passed the Group's initial assessment. To be admitted as the approved supplier, they must satisfy the Group with:

1. having relevant experience, resources and/or certifications (if applicable);
2. the ability to provide satisfactory product; and
3. good compliance status.

In managing the critical suppliers, the Group has adopted the following measures:



Suppliers' code of conduct

The Group has established and circulated a suppliers' code of conduct to the critical suppliers. The suppliers' code of conduct sets out the Group's expectation on them regarding their ethical and compliance acts, including respecting human rights, prohibiting use of forced or child labour, anti-corruption and compliance with applicable environmental laws and regulations. The Group will take necessary actions, including termination of service in situation of serious non-compliance incidents of suppliers identified.

Suppliers' due diligence

During FY2024, the Group has performed a large scale of suppliers' due diligence by reviewing the critical suppliers' background (for those who transacts with the Group with over 1% of the Group's total purchases for the year), including their latest business and compliance status. The Group made use of reputable background check system to perform the due diligence.

Environmentally preferable products and services

The Group highly promotes the use of environmentally preferable products and services. On that, the Group requires the critical suppliers to comply with applicable regulations that they must have obtained necessary permits to source the related materials in restricted areas.

Environmental, Social and Governance Report (Continued)

E. COMMITMENT TO PRODUCT QUALITY

The Group has adopted a quality management system certified under ISO 9001.

The Group committed to producing high quality concrete product. Due to the nature of business, the Group's operation and products are subjected to high product responsibilities, particularly over timely and reliable basis to meet customer's safety and regulatory requirements. On top of the standard formula and safety measure, the Group manages product quality concern through quality control and operation management.

Quality control management

The Group operates in compliance with all national laws and regulations, and for continuous improvement. The Group also has a quality control process including rigorous checking, inspections and testing, are implemented throughout all of the business activities from design and material selection, to the delivery of works to the customers.

The Group has implemented a number of key measures in various stages of operation to ensure the products are safe and meeting the requirements of customers and the product responsibility can be substantially discharged, as tabled below.

Materials	1. Suppliers' selection and assessment
	2. Inspection before accepting incoming materials
	3. Sample examination on quality
Inventory	4. Accepted materials are labelled and stored accordingly
	5. Materials are stacked and stored under first-in-first-out method
Production	6. Quality sample testing and inspection on products are performed before delivery
Delivery	7. All finished products are subject to a final comprehensive test prior to loading for delivery

Product recall management

Generally, the Group is subject to lower product recall risk as substantial part of the product liabilities are technically and contractually discharged once the Group has delivered the products to the customers. In situations where there are unresolved matters, the Group will follow the standard recall procedures, including:

1. Perform investigations of the situations directly managed by executive Directors,
2. Obtain advices from legal adviser regarding the assessment of the Group's responsibilities,
3. Mutual agreement with the customers regarding the methods of redress, such as re-work or monetary compensation.

During the year, the Group did not encounter any of the following situations:

1. Recalls of products sold or delivered on the ground of safety and health reasons; and
2. Material customer complaints that lead to or likely to lead to product recall or compensations.

Environmental, Social and Governance Report (Continued)

Advertising and labelling

In connection with advertising and labeling, the Company has appointed an external legal adviser to provide legal opinions. In case that any advertisement or labeling is found false or exaggerating, the Company will immediately cease circulating such false advertisement and eliminate the negative effects by issuing a clarification announcement accordingly.

Intellectual property rights, consumer data and privacy policy

The Company highly respects intellectual property rights protection and consumer data. In the course of operation, the Group might have access to the intellectual properties or confidential data of customers, such as patents, trademark, copyrights and trade secrets (e.g. design of products), personalised information or contractual documents.

It is the Group's policy that the Group will only use and/or store these intellectual properties or customer data in accordance to the purpose they are originally provided to or collected by the Group. The Group prohibits all kinds of unauthorised use or leakage of intellectual properties by the employees. The Group will take appropriate actions against breach of intellectual property rights and consumer data, including termination of employment or legal proceedings.

Compliance status

During the year, the Group has complied with all applicable laws and regulations in relation to product liabilities, advertising and labelling and privacy matters. For FY2024, the Group were not subject to any material product recall, liabilities claim or failed regulatory inspection in relation to its product quality.

F. CARE FOR THE EMPLOYEES

The Group is committed to providing employees with a safe and fair working environment.

As at 31 December 2024, we have employed a total of 442 full-time employees (2023: 438).

B1 — Workforce statistics Category		B1.1 Employees at year-end (Unit: person)	B1.2 Employee turnover rate ³
By gender	Male	366	17%
	Female	76	11%
By age group	Under 30	45	24%
	Between 30–50	311	12%
	Over 50	86	24%
By employee ranking	Middle and senior management	75	1%
	General staff	367	19%
By province stationed for work	Fujian province	328	19%
	Hainan province	110	5%
	Hong Kong, China	4	0%

Environmental, Social and Governance Report (Continued)

Social KPI B1 Description:

(1) Social KPI data comprised all entities within the scope of the Group's financial statements.

(2) We employed no part-time nor temporary staff.

(3) Employee turnover rate = Number of turnover/Total number of employees×100%.

By geographical region, the Group's full-time workforce is basically residing and working in Xiamen city, Fujian province and Hainan province in China. During the Reporting Period, the Group employed no part-time nor temporary staff.

The overall employee turnover rate of full-time staff in the Reporting period is 28.1% (FY2023: 24.3%), with further breakdowns by different categories as presented below. The ESG working group has made an assessment and come up with relevant action plan in relation to the Group's turnover rate.

By category	Turnover rate	Management assessment and actions
By gender		
Female	10.5%	Considered as a healthy turnover
Male	16.7%	It mostly comes from production division and high turnover rate is normal
By age group		
Under 30	24.4%	Low retention rates among young frontline workers align with industry norm (FY2023: 9.5%)
Between 31–50	11.9%	Although it is industrial norm that it is difficult to retain talent, the Group will keep improving to meet their expectation
Over 50	24.4%	Considered stable
By collar ranking		
Supervisory or above	7.2%	Considered stable
General staff	33.8%	Matched with industrial norm

Employment and remuneration

The Group has formulated a reasonable compensation system to effectively motivate employees to work, and pay pension insurance, medical insurance, unemployment insurance, work injury insurance, maternity insurance and housing provident fund for employees in accordance with the national laws.

The working hours of employees meet the requirements of relevant national laws. The Group also has a comprehensive human resource planning to determine the optimal size of staff force that fits the Group's business operation. The Group's human resource department manages the hiring process, which is considered fair and transparent. The Group generally enters into a standard form of employment contract with the employees, which contains confidentiality clauses and standard covenants.

The Group endeavours to provide competitive remuneration package and various benefits to attract and retain talents. Employees are remunerated according to their job scope, responsibilities, and performance and entitled to discretionary performance bonus.

Environmental, Social and Governance Report (Continued)

Equal opportunity

The Group is committed to building and maintaining a fair workplace and valuing equal opportunity and diversity, throughout all stages of employment, including in the remuneration, recruitment, training and promotion of staff.

The Group's employees will not be treated in less favourable terms or discriminated against on grounds of gender, sexual orientation, disability, marital status, materiality, race, religion, age, nationality or ethnic origin. Employees are hired, appointed, promoted and remunerated on a fair scale and in accordance to objective measures such as their qualifications, experiences, hardships, competencies and contributions.

By gender, the Group's workforce are mostly male during FY2024. The Company has taken and continues to take steps to promote gender diversity at all levels. The Group has implemented policies to ensure that female employees enjoy due vacations and insurance in accordance with the law and to create a good working environment for female employees. Active steps were taken in promoting diversity in recruitment. The Company aims to gradually increase the female portion in workforce.

Labour standards

The Group fully adopts and adheres to the human rights framework that creates an environment where human rights issues can be openly discussed. The Group is committed to do the right thing and the Group encourages workers to engage in candid and respectful dialogue to explore feasible solutions.

The Group prohibits the use of child labour and forced labour. The Group strictly abides the relevant national legal requirements such as the Protection Law for Minors and Prohibition on the Use of Child Labour, and avoids any use of child labor or forced labour in its business operations and holds a zero-tolerance attitude and stance on any form of child labour and forced labour.

The recruitment process includes inspection of the personal identity documents and conducting interviews with the applicants. At the same time, the Group's employee dismissal process strictly follows various staffing related national laws and regulations such as the Labour Law and the Labour Contract Law of the PRC. In case that the Group would identify any forms of forced or child labour, the Group would disengage with such activities immediately, investigate into the causes and take legal actions against involved persons.

The Group's compliance status

During the Year, the Group has been in compliance with the laws and regulations in PRC relevant to the labour standards such as relating to compensation and dismissal, recruitment and promotion, rest periods, equal opportunity, diversity, anti-discrimination, and other benefits and welfare, including, but not limited to Labour Law and Labour Contract Law of the PRC.

Environmental, Social and Governance Report (Continued)

G. DEVELOPMENT AND TRAINING

In the Reporting Period, the Group's employees received 625 (FY2023: 529) hours of training. The average training hours was 1.4 (FY2023: 1.21).

The Group's external training courses are mainly provided by relevant professional associations and industry organisations and the Group's internal courses are conducted through the Group's experienced management at appropriate level, mainly covering the areas of health and work safety, occupational skills and knowledge, accounting and compliance, such as construction safety. The number of training hours of employees by gender and employee ranking is illustrated below.

B3 Development And Training

Category		Percentage of employees trained ⁴	Average training hours (hours/person) ⁴
By gender	Male	100%	1.4
	Female	100%	1.6
By employee ranking	Middle and senior management	100%	2.8
	General staff	100%	1.1

Social KPI B3 Description:

- (1) Percentage of employees trained = Total number of employees trained in the category/Total number of employees trained
- (2) Average number of hours of training completed by employees = Total number of hours of training for employees in that category/
Total number of employees in that category

Environmental, Social and Governance Report (Continued)

Anti-corruption training

The Company has rolled out a rotation plan of anti-corruption trainings in FY2024. As of the date of this report, the Group intends to provide anti-corruption trainings, through professional organisation, to the Directors, management and front-line sales department personnel first. The Group will also extend such training to its staff on a 3-year rotation plan targeting to attain a 100% training coverage within 4 years.

Nevertheless, all the Directors are provided with anti-corruption guidelines published by Independent Commission Against Corruption of Hong Kong.

H. HEALTH AND SAFETY

The Group had 4 minor work-related injuries or accidents in FY2024, which leads to a number of days-loss of 71 days (2023: 45). The Group has made reasonable rest and recovery arrangements for the injured personnel and has provided them with appropriate compensation. The Group has not received any legal disputes related to these incidents.

The Group believes that the rate of injuries and day losses have an immaterial impact on its financial, operational and compliance aspects. The Group also maintains work injury compensation policies and personal accident and medical insurance for workers.

Number of work-related fatalities	Year 2022	Year 2023	Year 2024
Leading to injury or illness or disabilities	4	4	2
Leading to death	0	0	0
Resulting loss of working days	92	45	71

The Group has enhanced safety training for all frontline staff. In order to further enhance the safety environment and awareness, the Group has developed comprehensive preventive measures and contingency plans to protect the safety of staff and minimise the impact of accidents.

Efforts and Measures to combat infectious disease and workplace transmission

The government of China has basically lifted the epidemic prevention measures on infectious disease such as COVID-19. Nevertheless, the Group has maintained necessary precautionary measures, including regularly sanitising our workplace premises, minimising socialising, requiring compulsory mask-wearing in sensitive districts, and setting up a reporting mechanism to timely report suspected or confirmed positive cases of our employees and their associates.

Compliance status

During the Year, the Group has been in compliance with the relevant laws and regulations relating to providing a safe working environment and protecting employees from occupational hazards. Save as disclosed above, the Group did not encounter any incidents and accidents that led to serious work injuries or fatalities, and the Group did not receive any material staff claims in relation to work safety and health during the Year.

Environmental, Social and Governance Report (Continued)

I. STAND WITH INTEGRITY

Anti-corruption

The Group has established an anti-corruption policy in accordance with the CG Code as to maintain a high-standard for honesty, integrity and trust. In compliance with the policy, the Group prohibit all forms of bribes, kickbacks or other similar remuneration. The Group does not allow the Directors and employees to offer or accept excessive gifts and benefits in the course of their employment. In situation where there are conflicts of interest, the Group requires employees to disengage with such activities or to report to the Directors on a timely and complete basis.

Anti-money laundering

The Group is also committed to fight financial crime that it is the Group's policy not to engage in significant cash transactions, any kinds of transfer from unknown or suspicious third parties, or transfers and payments without legitimate business relation and purpose.

Whistleblowing policy

The Group encourages goodwill reporting of any suspicious or confirmed cases relating to bribery, extortion, fraud and money laundering.

The Group has delegated the monitoring duties to its human resources department which acts as first-line communication channels with the employees.

The Group has also implemented a whistleblowing policy in accordance with the CG Code that serves as a deterrence and monitoring over fraud, misconduct, malpractices and non-compliance with the Group's internal policies or any relevant laws and regulations. Goodwill whistleblowers can also submit their reports to the Group at email: whistle@xiamenzhixin.com. Whistleblowing reports will be firstly reviewed by the executive Directors and, if stand, will be escalate to the chairman of the Board and the Audit Committee.

The Group's whistleblowing policy has a protection clause under which it prohibits all kinds of harassment and discrimination of goodwill whistleblowers on the grounds of their goodwill whistleblowing.

During the Year, the Group has not received any whistleblowing reports in material aspects.

Compliance status

During the Year, the Group has been in compliance with the relevant laws and regulations relating to bribery, extortion, fraud and money laundering. The Group did not encounter any anti-corruption confirmed cases, incidents, reporting, enforcements and/or legal proceedings against the Group, Directors and employees.

Environmental, Social and Governance Report (Continued)

J. CARE FOR THE COMMUNITY

The Group is committed to maintain a close communication and interaction with the community and to care the minority of the community.

HKEx ESG Reporting Guide General Disclosures

Reference Section/Remark

A. Environment

A1 Emissions	Information on: (a) the policies; and (b) compliance with relevant laws and regulations that have a significant impact on the issuer relating to air and greenhouse gas emissions, discharges into water and land, and generation of hazardous and non-hazardous waste.	Care for the Environment
KPI A1.1	The types of emissions and respective emissions data.	Environmental Key Performance Indicators
KPI A1.2	Direct (Scope 1) and energy indirect (Scope 2) greenhouse gas emissions (in tonnes) and, where appropriate, intensity (e.g. per unit of production volume, per facility).	Environmental Key Performance Indicators
KPI A1.3	Total hazardous waste produced (in tonnes) and, where appropriate, intensity (e.g. per unit of production volume, per facility).	The Group does not have material hazardous waste produced
KPI A1.4	Total non-hazardous waste produced (in tonnes) and, where appropriate, intensity (e.g. per unit of production volume, per facility).	Environmental Key Performance Indicators
KPI A1.5	Description of emission target(s) set and steps taken to achieve them.	The Group is assessing if any emission target can be set and feasible For details, please refer to “Environmental targets”
KPI A1.6	Description of how hazardous and non-hazardous wastes are handled, and a description of reduction target(s) set and steps taken to achieve them.	Waste management

Environmental, Social and Governance Report (Continued)

HKEx ESG Reporting Guide General Disclosures		Reference Section/Remark
A2 Use of Resources	Policies on efficient use of resources including energy, water and other raw materials.	Care for the Environment
KPI A2.1	Direct and/or indirect energy consumption by type (e.g. electricity, gas or oil) in total (kWh in '000s) and intensity (e.g. per unit of production volume, per facility).	Environmental Key Performance Indicators
KPI A2.2	Water consumption in total and intensity (e.g. per unit of production volume, per facility).	Environmental Key Performance Indicators
KPI A2.3	Description of energy use efficiency target(s) set and steps taken to achieve them.	The Group is assessing if any emission target can be set and feasible For details, please refer to "Environmental targets"
KPI A2.4	Description of whether there is any issue in sourcing water that is fit for purpose, water efficiency target(s) set and steps taken to achieve them.	Water consumption and management
KPI A2.5	Total packaging material used for finished products (in tonnes) and, if applicable, with reference to per unit produced.	Care for the Environment
A3 The Environment and Natural Resources	Policies on minimising the operation's significant impact on the environment and natural resources.	Care for the Environment
KPI A3.1	Description of the significant impacts of activities on the environment and natural resources and the actions taken to manage them.	Care for the Environment
A4 Climate Change	Policies on identification and mitigation of significant climate-related issues which have impacted, and those which may impact, the issuer.	Managing Climate Changes Impact
KPI A4.1	Description of the significant climate-related issues which have impacted, and those which may impact, the issuer, and the actions taken to manage them.	Managing Climate Changes Impact

Environmental, Social and Governance Report (Continued)

HKEx ESG Reporting Guide General Disclosures		Reference Section/Remark
B. Social		
B1 Employment	Information on: (a) the policies; and (b) compliance with relevant laws and regulations that have a significant impact on the issuer relating to compensation and dismissal, recruitment and promotion, working hours, rest periods, equal opportunity, diversity, anti-discrimination, and other benefits and welfare.	Care for the Employees
KPI B1.1	Total workforce by gender, employment type (for example, full-or part-time), age group and geographical region.	Care for the Employees
KPI B1.2	Employee turnover rate by gender, age group and geographical region.	Care for the Employees
B2 Health and Safety	Information on: (a) the policies; and (b) compliance with relevant laws and regulations that have a significant impact on the issuer relating to providing a safe working environment and protecting employees from occupational hazards.	Health and Safety
KPI B2.1	Number and rate of work-related fatalities occurred in each of the past three years including the reporting year.	Health and Safety
KPI B2.2	Lost days due to work injury.	Health and Safety
KPI B2.3	Description of occupational health and safety measures adopted, and how they are implemented and monitored.	Health and Safety
B3 Development and Training	Policies on improving employees' knowledge and skills for discharging duties at work. Description of training activities.	Development and Training
KPI B3.1	The percentage of employees trained by gender and employee category.	Development and Training
KPI B3.2	The average training hours completed per employee by gender and employee category.	Development and Training

Environmental, Social and Governance Report (Continued)

HKEx ESG Reporting Guide General Disclosures		Reference Section/Remark
B4 Labour Standards	Information on: (a) the policies; and (b) compliance with relevant laws and regulations that have a significant impact on the issuer relating to preventing child or forced labour.	Care for the Employees
KPI B4.1	Description of measures to review employment practices to avoid child and forced labour.	Care for the Employees
KPI B4.2	Description of steps taken to eliminate such practices when discovered.	Care for the Employees
B5 Supply Chain Management	Policies on managing environmental and social risks of supply chain.	Supply Chain Management
KPI B5.1	Number of suppliers by geographical region.	Supply Chain Management
KPI B5.2	Description of practices relating to engaging suppliers, number of suppliers where the practices are being implemented, and how they are implemented and monitored.	Supply Chain Management
KPI B5.3	Description of practices used to identify environmental and social risks along the supply chain, and how they are implemented and monitored.	Supply Chain Management
KPI B5.4	Description of practices used to promote environmentally preferable products and services when selecting suppliers, and how they are implemented and monitored.	Supply Chain Management
B6 Product Responsibility	Information on: (a) the policies; and (b) compliance with relevant laws and regulations that have a significant impact on the issuer relating to health and safety, advertising, labelling and privacy matters relating to products and services provided and methods of redress.	Commitment to Product Quality
KPI B6.1	Percentage of total products sold or shipped subject to recalls for safety and health reasons.	The Group did not have any product recalls for safety and health reason during the Year
KPI B6.2	Number of products and service-related complaints received and how they are dealt with.	The Group did not receive any product or service-related complaints during the Year
KPI B6.3	Description of practices relating to observing and protecting intellectual property rights.	Commitment to Product Quality
KPI B6.4	Description of quality assurance process and recall procedures.	Commitment to Product Quality

Environmental, Social and Governance Report (Continued)

HKEx ESG Reporting Guide General Disclosures		Reference Section/Remark
KPI B6.5	Description of consumer data protection and privacy policies, and how they are implemented and monitored.	Commitment to Product Quality
B7 Anti-corruption	Information on: (a) the policies; and (b) compliance with relevant laws and regulations that have a significant impact on the issuer relating to bribery, extortion, fraud and money laundering.	Stand with Integrity
KPI B7.1	Number of concluded legal cases regarding corrupt practices brought against the issuer or its employees during the reporting period and the outcomes of the cases.	Stand with Integrity
KPI B7.2	Description of preventive measures and whistle-blowing procedures, and how they are implemented and monitored.	Stand with Integrity
KPI B7.3	Description of anti-corruption training provided to directors and staff.	Development and Training
B8 Community Investment	Policies on community engagement to understand the community's needs where it operates and to ensure its activities take into consideration communities' interests.	Care for the Community
KPI B8.1	Focus areas of contribution (e.g. education, environmental concerns, labour needs, health, culture, sport).	Care for the Community
KPI B8.2	Resources contributed (e.g. money or time) to the focus area.	Care for the Community

Biographical Details of Directors and Senior Management

EXECUTIVE DIRECTORS

Mr. Ye Zhijie (葉志杰), aged 63, is the founder of the Group. Mr. Ye is an executive Director and the chairman of the Board, and is currently responsible for the Group's strategic planning and supervision of implementation of the Group's policies. He joined the Group in April 2007. Mr. Ye is also the sole director of each of Zhixin Enterprises Limited (智欣實業有限公司), Zhixin Group (HK) Limited (智欣集團(香港)有限公司), Pakhim Chen (Hong Kong) Limited (柏謙陳(香港)有限公司) and Xiamen Zhixin Construction Technology Limited* (廈門智欣建工科技有限公司) (formerly known as Xiamen Tangsong Mechanic Technology Company Limited* (廈門唐松機器人科技有限公司) and Xiamen Zhongjian Zhixin Construction Technology Limited* (廈門中建智欣建工科技有限公司)) ("Zhixin Construction Technology"), the chairman of the board of directors of Xiamen Zhixin Construction Material Group Limited* (廈門智欣建材集團有限公司) (formerly known as Xiamen Jichangxin Ready-mixed Concrete Company Limited* (廈門吉昌鑫預拌混凝土有限公司) and Xiamen Zhixin Construction Material Company Limited* (廈門智欣建材有限公司)) ("Zhixin Construction Material"). Since Mr. Ye founded the Group, he was repeatedly awarded as an Excellent Entrepreneur in the China Concrete Industry* (中國混凝土行業優秀企業家) by the China Construction Industry Association Concrete Branch* (中國建築業協會混凝土分會) in the year 2008–2009, 2010–2011, 2014–2015 and 2016–2017. Mr. Ye graduated from Xiamen Jimei Guankou Secondary School* (廈門市集美區灌口中學) in July 1978.

Mr. Ye has over 15 years of experience in the ready-mixed concrete industry, and over 7 years of experience in the construction industry before engaging in the ready-mixed concrete industry. Prior to founding the Group in 2007, Mr. Ye served as deputy general manager of Xiamen Jichang Construction Engineering Co., Ltd.* (廈門吉昌建築工程有限公司), a company principally engaged in building construction, between November 1999 and April 2007 and was mainly responsible for assisting the general manager in comprehensive management work.

As at the date of this report, Mr. Ye was deemed to be interested in 274,706,100 Shares, representing approximately 36.73% of the issued share capital of the Company, by virtue of the SFO.

Mr. Huang Wengui (黃文桂), aged 58, is an executive Director and the chief executive officer of the Group, and is mainly responsible for the Group's strategic planning and supervision of implementation of the Group's policies. Mr. Huang joined the Group in May 2017 as a supervisor of Xiamen Zhixin Logistics Limited* (廈門智欣物流有限公司) ("Zhixin Logistics"). He was later appointed as a director and the general manager of Zhixin Logistics in November 2017, the supervisor of Zhixin Construction Technology in December 2017, and the vice chairman of the board of directors of Zhixin Construction Material in January 2019. Mr. Huang graduated from Fujian Longyan Yongding Fushi Secondary School* (福建省龍岩市永定縣撫市中學) in July 1984.

* For identification purposes only

Biographical Details of Directors and Senior Management (Continued)

Mr. Huang has over 17 years of management experience in the construction and construction material industry. Prior to joining the Group, he served as a sales manager of Xiamen Heqiang Construction Materials Co., Ltd.* (廈門市禾強建材有限公司), a company principally engaged in manufacturing and sale of cement, between October 2005 and September 2007 and was mainly responsible for daily sales operation. Mr. Huang served in Xiamen Guishun Logistics Limited* (廈門市桂順運輸有限公司) ("Guishun Logistics"), a company principally engaged in goods transportation and wholesale of construction materials, as director from June 2007 to March 2016, where he was mainly responsible for general management and supervision of logistics business. Since June 2008, Mr. Huang has served as a director and the general manager of Xiamen Yaohe Trading Company Limited* (廈門耀和貿易有限公司) ("Yaohe Trading"), a company principally engaged in wholesale of construction materials, where he has been mainly responsible for sale of construction materials including cement.

As at the date of this report, Mr. Huang was deemed to be interested in 121,568,700 Shares, representing approximately 16.25% of the issued share capital of the Company, by virtue of the SFO.

Mr. Lai Quanshui (賴泉水), aged 71, is an executive Director. He joined the Group as the vice chairman of Xiamen Zhixin Construction Material Co., Ltd.* (廈門智欣建材集團有限公司), a subsidiary of the Company, on 10 March 2023. He is mainly responsible for assisting in the Group's strategic development and monitoring and enhancing its management performance. He has over 23 years of experience in property investment and has been working as the general manager of Fujian Province Zhi Wuyishan Huihua Property Development Co., Limited* (福建省直武夷山匯華房地產綜合開發有限公司) since November 2002. Mr. Lai graduated in Quanzhou City Luoxi Middle School* (泉州市羅溪中學) in the People's Republic of China (the "PRC") in 1972. Mr. Lai was a member of the 6th Wuyishan Committee of the Chinese People's Political Consultative Conference. Mr. Lai was recognised as an honorary work* (榮譽職工) of Wuyishan Municipal Hospital* (武夷山市立醫院) in May 1998 and was appointed as the first honorary executive director of the Wuyishan City Judges Association* (武夷山市法官協會) in July 1999 and the consultant of First Wuyishan Wushu Association* (第一屆武夷山市武術協會) in December 1999. He was awarded with a certificate of honor from the Lingshan Village Committee of Shangmeixiang* (上梅鄉嶺山村村民委員會) in March 2000. In December 2017, he was appointed as the honorary president of Wuyishan Quanzhou Chamber of Commerce* (武夷山市泉州商會).

As at the date of this report, Mr. Lai held 10,000,000 Shares, representing approximately 1.34% of the issued share capital of the Company.

Mr. Qiu Limiao (邱禮苗), aged 39, is an executive Director and the chief operating officer of the Group. Mr. Qiu joined the Group in December 2013 as the deputy general manager of Zhixin Construction Material. He is mainly responsible for assisting in the Group's strategic planning and supervision of implementation of the Group's policies. Mr. Qiu is a son-in-law of Mr. Ye Zhijie and brother-in-law of Mr. Ye Dan, each an executive Director. Mr. Qiu completed an administrative management programme at the Nanchang Normal University (formerly known as Jiangxi Institute of Education* (江西教育學院)) in February 2012. He obtained a bachelor's degree in administrative management (through online learning) from Nankai University (南開大學) in July 2014. He completed a general manager training programme at the School of Economics and Management, Tsinghua University (清華大學) in August 2014. Prior to joining the Group, Mr. Qiu served as an inspector in Shishi Tobacco Monopoly Bureau* (石獅市煙草專賣局) from December 2008 to June 2013 and was mainly responsible for tobacco case investigation.

* For identification purposes only

Biographical Details of Directors and Senior Management (Continued)

As at the date of this report, Mr. Qiu held 56,000 Shares, representing approximately 0.01% of the issued share capital of the Company.

Mr. Ye Dan (葉丹), aged 35, is an executive Director. He joined the Group in December 2013 as the assistant to general manager of Zhixin Construction Material and was appointed as a director of Zhixin Construction Material in January 2019. He is mainly responsible for assisting in the Group's strategic planning and supervision of implementation of the Group's policies. He is a son of Mr. Ye Zhijie and brother-in-law of Mr. Qiu Limiao, each an executive Director. He obtained a diploma in financial accounting from Central Radio & Television University* (中央廣播電視大學) in July 2011. Prior to joining the Group, Mr. Ye served as an engineering specialist (工程項目專員) in Xiamen Jiguan Development Co. Ltd.* (廈門集灌開發有限公司), a company principally engaged in civil engineering management, from August 2011 to June 2013 and was mainly responsible for engineering management.

As at the date of this report, Mr. Ye Dan held 50,000 Shares, representing approximately 0.01% of the issued share capital of the Company.

Mr. Huang Kaining (黃楷寧) (formerly known as Huang Kai (黃凱)), aged 35, is an executive Director. He joined the Group in January 2019 as a supervisor of Zhixin Construction Material. He is mainly responsible for assisting in the Group's strategic planning and supervision of implementation of the Group's policies. He is a son of Mr. Huang Wengui, an executive Director. He completed a business management (logistics management) programme at Jimei University in June 2011. He completed the executive development programme (高級經理研修班) organised by Executive Development Center* (高級經理培訓中心) of the School of Management, Xiamen University, in July 2016.

Prior to joining the Group, Mr. Huang served as a logistics and distribution supervisor of Guishun Logistics, a company which was principally engaged in goods transportation and wholesale of construction materials, between October 2011 and January 2013, and was mainly responsible for planning of logistics system and operation. He served as the sales manager of Yaohe Trading, a company principally engaged in wholesale of construction materials, from February 2013 to September 2018, and was mainly responsible for sales planning and operation.

INDEPENDENT NON-EXECUTIVE DIRECTORS

Ms. Wong Tuen Sau (王端秀), aged 57, was appointed as an independent non-executive Director on 4 March 2021. Ms. Wong obtained a bachelor's degree in business administration in accounting from Hong Kong Baptist University (formerly known as Hong Kong Baptist College) in January 1992 and a master's degree in finance from The Chinese University of Hong Kong in December 2007. Ms. Wong has been a member of the Hong Kong Institute of Certified Public Accountants since February 1995.

* For identification purposes only

Biographical Details of Directors and Senior Management (Continued)

Ms. Wong has over 30 years of experience in accounting and compliance sector. From August 1991 to August 1996, Ms. Wong worked at KPMG (formerly known as KPMG Peat Marwick) and her last position was assistant manager. From November 1997 to November 2009, Ms. Wong worked at Hong Kong Exchanges and Clearing Limited (formerly known as The Stock Exchange of Hong Kong Limited) and her last position was a manager in the risk management division. From July 2010 to February 2011, Ms. Wong worked as a vice president of compliance section at Sun Hung Kai Securities Limited. From April 2013 to September 2015, Ms. Wong worked as a compliance manager of Orient Securities Limited. From May 2016 to May 2023, Ms. Wong was the company secretary of XiangXing International Holding Limited, the shares of which were listed on GEM of the Stock Exchange since July 2017 (stock code: 8157) and was subsequently transferred to the Main Board of the Stock Exchange in September 2019 (stock code: 1732), where she is primarily responsible for company secretarial, legal, regulatory and other compliance matters of the company.

Mr. Cai Huinong (蔡慧農) (formerly known as Cai Huinong (蔡惠農)), aged 67, was appointed as an independent non-executive Director on 4 March 2021. Mr. Cai obtained a bachelor's degree in microbiology from Xiamen University in July 1982. He obtained a graduate diploma in industrial fermentation from Jiangnan University (formerly known as Wuxi Institute of Light Industry* (無錫輕工業學院)) in July 1987. Mr. Cai has over 30 years of experience in the education industry. Mr. Cai served in Jimei University from July 1987 to November 2017, where he started as a teacher and was promoted as associate professor and professor in July 1997 and August 2004, respectively, and was mainly responsible for teaching and faculty and department administration. During the same period, Mr. Cai was also appointed as deputy director and director of the Department of Food Engineering (食品工程系), Jimei University from June 1997 to June 1999, and from June 1999 to March 2001, respectively. He was appointed as the dean of Faculty of Biological Engineering* (生物工程學院), Jimei University from March 2001 to January 2011. He was appointed as the secretary of party committee of the Faculty of Biological Engineering, Jimei University from January 2011 to December 2014.

Mr. Jiang Qinjian (蔣勤儉), aged 57, was appointed as an independent non-executive Director on 30 April 2021. Mr. Jiang obtained a bachelor of engineering degree in Building Materials and Products, Department of Civil Engineering* (土木工程系建築材料與製品) from Southeast University in the PRC in July 1990 and completed a master degree in Architecture and Civil Engineering from Tsinghua University in the PRC in July 2005. Mr Jiang obtained the Senior Engineer (Professor Level)* (高級工程師(教授級)) qualification accredited by the Beijing Senior Specialized Technique Qualification Evaluation Committee in May 2008.

* For identification purposes only

Biographical Details of Directors and Senior Management (Continued)

Mr. Jiang has over 32 years of experience in construction industry. He was employed as an assistant engineer at Beijing No. 2 Building Component Factory* (北京市第二建築構件廠) from June 1990 to October 1991. He worked as head of research department, deputy head of engineer and head of engineer at Beijing Yugou Co., Ltd.* (北京榆構有限公司) from November 1992 to August 2011. He has been serving as the dean* (院長) of Beijing Prefabricated Construction Work Research Company Limited* (北京預製建築工程研究院有限公司) since 2011. Mr. Jiang has been working as the chairman of the Prefabricated Concrete Components Subdivision of the China Concrete and Concrete Products Association* (中國混凝土與水泥製品協會預製混凝土構件分會) since April 2016. He has also been serving as the deputy chairman committee member of the Technical Committee for Standardization of Building Products and Components of the Ministry of Housing and Urban-Rural Development* (住房和城鄉建設部建築製品與構配件標準化技術委員會) since February 2017, and committee member and deputy secretary general of the National Technical Committee for Standardization of Building Structure Parts* (全國建築構配件標準化技術委員會) since May 2017. Since September 2020, Mr. Jiang has been appointed as the independent director of Ningbo Zhongchun High Technology Co., Ltd.* (寧波中淳高科股份有限公司).

SENIOR MANAGEMENT

Mr. You Zhongpeng (尤仲鵬), aged 60, joined the Group in August 2011 as the chief engineer of Zhixin Construction Material. He has been appointed as the chief engineer of the Group since March 2019 and responsible for the Group's technology and quality control. Mr. You obtained a bachelor's degree in construction material engineering majoring in concrete materials and products from Tongji University (同濟大學) in July 1986. He obtained the qualification as senior engineer from Xiamen Personnel Bureau* (廈門市人事局) in December 2004.

Mr. You has over 27 years of experience in the concrete industry. Prior to joining the Group, he worked in Xiamen Huaxin Concrete Engineering Co., Ltd.* (廈門華信混凝土工程開發有限公司), a company which was principally engaged in manufacturing and processing of commercial concrete, first as a laboratory director from January 1996 to December 2002 and mainly responsible for the daily management of laboratory, and later as the technical director and the director of general office from January 2003 to December 2004 and mainly responsible for the daily management of the quality control system and technical personnel training. He served as a deputy technology director of Kangda (Xiamen) Construction Material Co., Ltd.* (康達(廈門)建材有限公司), a company principally engaged in production of commodity concrete and sale of construction material, from January 2005 to July 2005 and was mainly responsible for products quality control. He served as deputy technology director and a manager representative of Xiamen Santai Concrete Engineering Co., Ltd.* (廈門三泰混凝土工程有限公司), a company principally engaged in wholesale and retail of concrete, cement, sand and stone, from September 2005 to July 2011, and was mainly responsible for technology and quality management.

Save as disclosed above, each of the Directors and senior management (i) did not hold other positions in the Company or other members of the Group; and (ii) had no other relationship with any Directors, senior management members or substantial or controlling shareholders.

* For identification purposes only

Biographical Details of Directors and Senior Management (Continued)

COMPANY SECRETARY

Mr. Yuen Chi Wai (袁志偉), FCPA, aged 49, joined the Group in May 2019 as a company secretary of the Company and is primarily responsible for corporate secretarial matters. Mr. Yuen obtained his bachelor of commerce in accounting and finance degree from The University of New South Wales in April 1998. He was admitted of a fellow of the Hong Kong Institute of Certified Public Accountants in March 2013 and a fellow of CPA Australia in July 2014. Mr. Yuen is experienced in auditing, corporate internal control, as well as financial and risk management. He used to work in Charles Mar Fan & Co. from February 1998 to April 2000, Arthur Andersen & Co. from May 2000 to June 2002 and PricewaterhouseCoopers from July 2002 to December 2009 as an auditor. Mr. Yuen worked in Bolina Holding Co., Ltd. (航標控股有限公司) ("Bolina"), the shares of which were listed on the Main Board of the Stock Exchange (stock code: 1190), as the chief financial officer and company secretary from May 2011 to May 2015 and as the Assistant President from May 2015 to October 2015. Bolina was delisted on 10 March 2021. Mr. Yuen was an independent non-executive director of Central China Securities Co., Ltd. (中原證券股份有限公司) from June 2014 to June 2021, the shares of which are listed on the Stock Exchange (stock code: 1375) and the Shanghai Stock Exchange (stock code: 601375). Mr. Yuen has been the company secretary of Sino-Entertainment Technology Holdings Limited since July 2021, the shares of which are listed on the Stock Exchange (stock code: 6933). Mr. Yuen has been the company secretary of XiangXing International Holding Limited since May 2023, the shares of which are listed on the Stock Exchange (stock code: 1732). Mr. Yuen has been the Managing Director of Venture Executive Services Limited since August 2014, which is principally engaged in provision of company secretarial and other corporate services to various listed and unlisted companies.

Independent Auditor's Report

To the Shareholders of Zhixin Group Holding Limited

(incorporated in the Cayman Islands with limited liability)

OPINION

What we have audited

The consolidated financial statements of Zhixin Group Holding Limited (the “Company”) and its subsidiaries (the “Group”), which are set out on pages 74 to 149, which comprise:

- the consolidated statement of financial position as at 31 December 2024;
- the consolidated statement of comprehensive income for the year then ended;
- the consolidated statement of changes in equity for the year then ended;
- the consolidated statement of cash flows for the year then ended; and
- the notes to the consolidated financial statements, comprising material accounting policy information and other explanatory information.

Our opinion

In our opinion, the consolidated financial statements give a true and fair view of the consolidated financial position of the Group as at 31 December 2024, and of its consolidated financial performance and its consolidated cash flows for the year then ended in accordance with Hong Kong Financial Reporting Standards (“HKFRSs”) issued by the Hong Kong Institute of Certified Public Accountants (“HKICPA”) and have been properly prepared in compliance with the disclosure requirements of the Hong Kong Companies Ordinance.

BASIS FOR OPINION

We conducted our audit in accordance with Hong Kong Standards on Auditing (“HKSAs”) issued by the HKICPA. Our responsibilities under those standards are further described in the Auditor’s Responsibilities for the Audit of the Consolidated Financial Statements section of our report.

We believe that the audit evidence we have obtained is sufficient and appropriate to provide a basis for our opinion.

Independence

We are independent of the Group in accordance with the HKICPA’s Code of Ethics for Professional Accountants (“the Code”), and we have fulfilled our other ethical responsibilities in accordance with the Code.

Independent Auditor's Report (Continued)

KEY AUDIT MATTERS

Key audit matters are those matters that, in our professional judgment, were of most significance in our audit of the consolidated financial statements of the current period. These matters were addressed in the context of our audit of the consolidated financial statements as a whole, and in forming our opinion thereon, and we do not provide a separate opinion on these matters.

Key audit matters identified in our audit are summarised as follows:

- Impairment assessment of trade receivables
- Impairment assessment of property, plant and equipment
- Impairment assessment of goodwill

Key Audit Matter	How our audit addressed the Key Audit Matter
<p>1. Impairment assessment of trade receivables</p> <p><i>Refer to notes 3.1(b) and 20 to the consolidated financial statements.</i></p> <p>The Group had gross trade receivables of approximately RMB496,318,000, and related impairment allowance of approximately RMB31,291,000 in the consolidated statement of financial position as at 31 December 2024, and a net impairment loss of RMB16,934,000 was charged to profit and loss for the year then ended.</p> <p>The Group performed impairment assessment on a collective basis by grouping trade receivables based on shared credit risk characteristics and on individual basis by accessing impaired receivables individually. The Group applied the simplified approach to assess the expected credit loss and the expected lifetime losses were recognised from initial recognition of the trade receivables.</p>	<p>Our procedures performed in addressing this key audit matter were:</p> <p>We understood, evaluated and tested management's internal controls related to the assessment of impairment of trade receivables, on a sample basis, and assessed the inherent risk of material misstatement by considering the degree of estimation uncertainty, complexity, subjectivity and level of other inherent risk factors.</p> <p>For trade receivables for which provision for impairment was assessed individually, we evaluated the appropriateness of the judgement made by management with reference to the historical transactions with the Group, payment patterns, financial position, creditworthiness, operating conditions of the relevant customers, with collaboration of the information obtained from publicly available information.</p> <p>For trade receivables for which provision for impairment was assessed collectively, we performed the following procedures:</p> <ul style="list-style-type: none">• tested the ageing of trade receivables by checking to supporting evidences on a sample basis;• assessed the historical default loss rates by considering the payment profile of trade receivables;• evaluated the reasonableness of the forward-looking factors and assumptions with reference to external macroeconomic information; and• checked the accuracy of calculation of the expected credit loss model.

Independent Auditor’s Report (Continued)

Key Audit Matter	How our audit addressed the Key Audit Matter
<p>The provision matrix is determined based on historical observed default rates over the expected lives of the trade receivables with similar risk characteristics and are adjusted for forward-looking estimates. At each reporting date the historical observed default rates are updated and changes in the forward-looking estimates are analysed. In assessing forward-looking information, the Group considered factors including economic policies, macroeconomic indicators, industry risks and changes in customers' conditions.</p> <p>We focused our audit effort on this area due to the magnitude of the trade receivables and the high degree of estimation uncertainty due to subjectivity of assumptions which involved significant judgement and estimates by management, and the complexity of the expected credit loss model.</p>	<p>We arranged confirmations of trade receivables on a sample basis. For those confirmations without reply, we performed alternative procedures by inspecting the relevant documents supporting the trade receivable balances.</p> <p>Based on the work performed, we found the judgement and estimates made by management in assessing the impairment of trade receivables were supported by the evidences that we have obtained.</p>

Independent Auditor's Report (Continued)

Key Audit Matter	How our audit addressed the Key Audit Matter
<p>2. Impairment assessment of property, plant and equipment</p> <p><i>Refer to notes 4(b) and 14 to the consolidated financial statements.</i></p> <p>The Group's property, plant and equipment ("PP&E") amounted to approximately RMB412,302,000, including impairment allowance of approximately RMB29,027,000 as at 31 December 2024, and a net impairment loss of RMB26,767,000 was charged to profit or loss for the year then ended.</p> <p>As at 31 December 2024, impairment testing was performed on the operation assets, including mainly right of use assets and PP&E, of the ready-mixed concrete and precast concrete components segments, the two cash generating units ("CGUs") that carrying amounts of assets may not be recoverable. The management engaged an external valuation expert to assist in the determination of the recoverable amounts of these assets as at 31 December 2024. The assessment concluded that the recoverable amounts of certain PP&E of these two CGUs were lower than their net book values as at 31 December 2024, and provisions equivalent to the differential between the assets' recoverable amounts and their carrying values were recognised.</p> <p>The recoverable amounts of the PP&E of these two CGUs were determined based on Fair Value (FV) method, being the fair value less cost of disposal ("FVLCOD") of the assets, which was the higher of the assessment results derived from the FV method and the Value in Use (VIU) method of the CGUs.</p> <p>We focused our audit effort on this area due to the magnitude of the impairment loss amount and complexity of the assessment model and subjectivity of significant assumptions used.</p>	<p>Our procedures performed in addressing this key audit matter were:</p> <p>We obtained an understanding of the management's internal controls and assessment process of recoverable amounts of PP&E, and assessed the inherent risk of material misstatement by considering the degree of estimation uncertainty and the level of other inherent risk factors such as complexity, subjectivity, changes and susceptibility to management bias or fraud.</p> <p>We assessed the competence, capabilities and objectivity of the external valuation expert who assisted management in determining the recoverable amounts of these CGUs.</p> <p>With regard to the determination of the PP&E's recoverable amounts based on FVLCOD, we evaluated the estimation of FVLCOD by the management's expert by checking (1) the estimated FVLCOD of the PP&E by comparing the estimations with currently available market price quotations of recent similar transactions or similar assets, on a sample basis; (2) the quotations or transaction prices to supporting evidences on a sample basis; and (3) the mathematical accuracy of the calculation to come up with the FVLCOD. We also challenged management and the valuation expert, and evaluated the reasonableness of the assumptions involved.</p> <p>With regard to the determination of the PP&E's recoverable amounts based on VIU of the respective CGUs, we assessed management's future cash flow forecast and calculation of VIU of the CGUs. Our procedures included: (1) assessed the appropriateness of the valuation methodology adopted by reference to market practices; (2) evaluated the key assumptions, including the projected revenue and gross profit margins by comparing with the historical figures and future business plans; (3) assessed the discount rate by reference to external data, including the risk factor of comparable companies and market risk premium; and (4) tested the mathematical accuracy of the discounted cash flows calculations.</p> <p>We involved our valuation experts to evaluate the appropriateness of the valuation methods and the model that the management's expert used, and the reasonableness of the significant assumptions including the discount rate.</p> <p>We also assessed the adequacy of the disclosures related to impairment assessment of PP&E in the context of HKFRSs.</p> <p>Based on the work performed, we considered management's estimates and assumptions adopted in the impairment assessment of PP&E as at 31 December 2024 were supportable by the evidences that we have obtained.</p>

Independent Auditor's Report (Continued)

Key Audit Matter	How our audit addressed the Key Audit Matter
<p>3. Impairment assessment of goodwill</p> <p><i>Refer to notes 4(c) and 17 to the consolidated financial statements.</i></p> <p>The Group's goodwill amounted to RMB39,297,000 as at 31 December 2024 and no impairment provision had been made. The goodwill was derived from the acquisition of the subsidiary Zhixin Environmental Technology (Changjiang) Co., Ltd., which is engaged in the business of tailings recycling and bricks.</p> <p>Management assessed goodwill impairment on an annual basis. In assessing the recoverable amounts of the cash generating unit ("CGU") that included goodwill, management prepared the value-in-use calculation of the CGU, being the present value of the future cash flows expected to be derived from the CGU. Such valuation involved developing assumptions and estimates about the future results of the business, including mainly: future revenue from sales of bricks and products from iron ore tailings recycling, revenue growth rates, gross profit margins and discount rate. Management concluded no impairment on goodwill based on the impairment assessment.</p> <p>We focused our audit effort in this area because of the high degree of uncertainties associated with estimating the future operating performance of the CGU, and the complexity and subjectivity of management estimates involved and the appropriateness of the significant assumptions adopted in the value-in-use calculation of the CGU.</p>	<p>Our procedures performed in addressing this key audit matter were:</p> <p>We obtained an understanding of management's internal controls and process of impairment assessment of goodwill, and assessed the inherent risk of material misstatement by considering the degree of estimation uncertainty and level of other inherent risk factors such as the management estimates involved and appropriateness of significant assumptions adopted in determining the value-in-use calculation of the CGU.</p> <p>We compared the current year's actual results with the previous forecast to consider, with hindsight, whether key assumptions included in that forecast had been subject to management's bias and to assess the effectiveness of management's estimation process.</p> <p>We assessed management's future cash flow forecast and calculation of value-in-use of the CGU. Our procedures included:</p> <ul style="list-style-type: none"> assessed the appropriateness of the valuation methodology adopted by reference to market practices; assessed and challenged the key assumptions, including the projected revenue and gross profit margins by comparing with future business plans; assessed the discount rate by reference to external data, including the risk factor of comparable companies and market risk premium; tested the mathematical accuracy of the discounted cash flows calculations; and evaluated the reasonableness of the sensitivity analysis performed by management on the key assumptions to understand the impact of reasonable changes in assumptions to the value-in-use of the CGU. <p>Based on the work performed, we considered management's estimates and assumptions adopted in the impairment assessment of goodwill as at 31 December 2024 were supportable by the evidences that we have obtained.</p>

Independent Auditor's Report (Continued)

OTHER INFORMATION

The directors of the Company are responsible for the other information. The other information comprises all of the information included in the annual report other than the consolidated financial statements and our auditor's report thereon.

Our opinion on the consolidated financial statements does not cover the other information and we do not express any form of assurance conclusion thereon.

In connection with our audit of the consolidated financial statements, our responsibility is to read the other information and, in doing so, consider whether the other information is materially inconsistent with the consolidated financial statements or our knowledge obtained in the audit, or otherwise appears to be materially misstated.

If, based on the work we have performed, we conclude that there is a material misstatement of this other information, we are required to report that fact. We have nothing to report in this regard.

RESPONSIBILITIES OF DIRECTORS AND AUDIT COMMITTEE FOR THE CONSOLIDATED FINANCIAL STATEMENTS

The directors of the Company are responsible for the preparation of the consolidated financial statements that give a true and fair view in accordance with HKFRSs issued by the HKICPA and the disclosure requirements of the Hong Kong Companies Ordinance, and for such internal control as the directors determine is necessary to enable the preparation of consolidated financial statements that are free from material misstatement, whether due to fraud or error.

In preparing the consolidated financial statements, the directors are responsible for assessing the Group's ability to continue as a going concern, disclosing, as applicable, matters related to going concern and using the going concern basis of accounting unless the directors either intend to liquidate the Group or to cease operations, or have no realistic alternative but to do so.

Audit Committee is responsible for overseeing the Group's financial reporting process.

Independent Auditor's Report (Continued)

AUDITOR'S RESPONSIBILITIES FOR THE AUDIT OF THE CONSOLIDATED FINANCIAL STATEMENTS

Our objectives are to obtain reasonable assurance about whether the consolidated financial statements as a whole are free from material misstatement, whether due to fraud or error, and to issue an auditor's report that includes our opinion. We report our opinion solely to you, as a body, and for no other purpose. We do not assume responsibility towards or accept liability to any other person for the contents of this report. Reasonable assurance is a high level of assurance, but is not a guarantee that an audit conducted in accordance with HKSAAs will always detect a material misstatement when it exists. Misstatements can arise from fraud or error and are considered material if, individually or in the aggregate, they could reasonably be expected to influence the economic decisions of users taken on the basis of these consolidated financial statements.

As part of an audit in accordance with HKSAAs, we exercise professional judgment and maintain professional scepticism throughout the audit. We also:

- Identify and assess the risks of material misstatement of the consolidated financial statements, whether due to fraud or error, design and perform audit procedures responsive to those risks, and obtain audit evidence that is sufficient and appropriate to provide a basis for our opinion. The risk of not detecting a material misstatement resulting from fraud is higher than for one resulting from error, as fraud may involve collusion, forgery, intentional omissions, misrepresentations, or the override of internal control.
- Obtain an understanding of internal control relevant to the audit in order to design audit procedures that are appropriate in the circumstances, but not for the purpose of expressing an opinion on the effectiveness of the Group's internal control.
- Evaluate the appropriateness of accounting policies used and the reasonableness of accounting estimates and related disclosures made by the directors.
- Conclude on the appropriateness of the directors' use of the going concern basis of accounting and, based on the audit evidence obtained, whether a material uncertainty exists related to events or conditions that may cast significant doubt on the Group's ability to continue as a going concern. If we conclude that a material uncertainty exists, we are required to draw attention in our auditor's report to the related disclosures in the consolidated financial statements or, if such disclosures are inadequate, to modify our opinion. Our conclusions are based on the audit evidence obtained up to the date of our auditor's report. However, future events or conditions may cause the Group to cease to continue as a going concern.
- Evaluate the overall presentation, structure and content of the consolidated financial statements, including the disclosures, and whether the consolidated financial statements represent the underlying transactions and events in a manner that achieves fair presentation.
- Plan and perform the group audit to obtain sufficient appropriate audit evidence regarding the financial information of the entities or business units within the Group as a basis for forming an opinion on the consolidated financial statements. We are responsible for the direction, supervision and review of the audit work performed for purposes of the group audit. We remain solely responsible for our audit opinion.

Independent Auditor's Report (Continued)

We communicate with Audit Committee regarding, among other matters, the planned scope and timing of the audit and significant audit findings, including any significant deficiencies in internal control that we identify during our audit.

We also provide Audit Committee with a statement that we have complied with relevant ethical requirements regarding independence, and to communicate with them all relationships and other matters that may reasonably be thought to bear on our independence, and where applicable, actions taken to eliminate threats or safeguards applied.

From the matters communicated with Audit Committee, we determine those matters that were of most significance in the audit of the consolidated financial statements of the current period and are therefore the key audit matters. We describe these matters in our auditor's report unless law or regulation precludes public disclosure about the matter or when, in extremely rare circumstances, we determine that a matter should not be communicated in our report because the adverse consequences of doing so would reasonably be expected to outweigh the public interest benefits of such communication.

The engagement partner on the audit resulting in this independent auditor's report is Dou Wang, Angel.

PricewaterhouseCoopers
Certified Public Accountants

Hong Kong, 28 March 2025

Consolidated Statement of Comprehensive Income

For the year ended 31 December 2024

	Note	Year ended 31 December	
		2024 RMB'000	2023 RMB'000
Revenue	5	580,370	512,770
Cost of sales	8	(525,992)	(408,580)
Gross profit		54,378	104,190
Other income	6	10,895	4,922
Other losses — net	7	(8,053)	(36)
Selling expenses	8	(13,850)	(23,072)
Administrative expenses	8	(82,722)	(54,289)
Net impairment losses on financial assets	20	(16,934)	(996)
Operating (loss)/profit		(56,286)	30,719
Finance income	10	36	22
Finance costs	10	(18,201)	(16,671)
Finance costs — net	10	(18,165)	(16,649)
(Loss)/Profit before income tax		(74,451)	14,070
Income tax expense	11	(748)	(3,992)
(Loss)/Profit and total comprehensive income for the year attributable to owners of the Company		(75,199)	10,078
Earnings per share for (loss)/profit attributable to owners of the Company			
Basic earnings per share (RMB)	12	(0.101)	0.013
Diluted earnings per share (RMB)	12	(0.101)	0.013

The above consolidated statement of comprehensive income should be read in conjunction with the accompanying notes.

Consolidated Statement of Financial Position

As at 31 December 2024

		As at 31 December	
	Note	2024	2023
		RMB'000	RMB'000
ASSETS			
Non-current assets			
Property, plant and equipment	14	412,302	408,300
Right-of-use assets	15	100,367	100,815
Investment properties	16	31,085	35,157
Intangible assets	17	39,403	39,457
Trade receivables	20	13,810	24,890
Prepayment for non-current assets		—	19
Deferred income tax assets	28	4,454	5,018
		601,421	613,656
Current assets			
Inventories	19	18,993	32,889
Trade receivables	20	451,217	596,837
Prepayments and other receivables	21	41,987	82,498
Restricted bank balance	22	—	500
Cash and cash equivalent	22	19,036	25,867
		531,233	738,591
Total assets		1,132,654	1,352,247
EQUITY			
Equity attributable to owners of the Company			
Share capital	23	6,358	6,358
Other reserves	24	364,659	364,659
Retained earnings		6,932	82,131
Total equity		377,949	453,148

Consolidated Statement of Financial Position (Continued)

As at 31 December 2024

		As at 31 December	
		2024	2023
	Note	RMB'000	RMB'000
LIABILITIES			
Non-current liabilities			
Borrowings	26	132,691	132,677
Deferred income	27	12,064	11,135
Other payables	25	—	31,035
Deferred income tax liabilities	28	6,234	6,722
		150,989	181,569
Current liabilities			
Trade payables	25	299,173	328,505
Other payables and accruals	25	69,964	75,360
Current income tax liabilities		1,828	6,925
Borrowings	26	227,698	302,350
Contract liabilities	5(c)	5,053	4,390
		603,716	717,530
Total liabilities		754,705	899,099
Total equity and liabilities		1,132,654	1,352,247

The above consolidated statement of financial position should be read in conjunction with the accompanying notes.

The consolidated financial statements on pages 74 to 149 were approved by the board of directors of the Company on 28 March, 2025 and were signed on its behalf by:

Ye Zhijie
Director

Huang Wengui
Director

Consolidated Statement of Changes in Equity

For the year ended 31 December 2024

Note	Share capital RMB'000	Other reserves RMB'000	Retained earnings RMB'000	Total RMB'000
As at 1 January 2024	6,358	364,659	82,131	453,148
Comprehensive income				
Loss for the year	—	—	(75,199)	(75,199)
As at 31 December 2024	6,358	364,659	6,932	377,949
As at 1 January 2023	6,358	364,659	72,053	443,070
Comprehensive income				
Profit for the year	—	—	10,078	10,078
As at 31 December 2023	6,358	364,659	82,131	453,148

The above consolidated statement of changes in equity should be read in conjunction with the accompanying notes.

Consolidated Statement of Cash Flows

For the year ended 31 December 2024

	Note	Year ended 31 December	
		2024 RMB'000	2023 RMB'000
Cash flows generated from operating activities			
Cash generated from operations	29	176,897	97,177
Income tax paid		(5,769)	(1,991)
Net cash generated from operating activities		171,128	95,186
Cash flows used in investing activities			
Payment for acquisition of a subsidiary in 2021		(3,000)	(1,500)
Purchases of property, plant and equipment		(71,266)	(71,402)
Purchases of intangible asset		—	(28)
Proceeds from disposal of property, plant and equipment		1,773	1,026
Net cash used in investing activities		(72,493)	(71,904)
Cash flows used in financing activities			
Proceeds from bank borrowings		251,611	277,930
Repayments of bank borrowings		(314,379)	(257,812)
Interest paid		(19,272)	(20,760)
Other financing costs		(371)	(790)
Repayment to related parties		(23,116)	(13,467)
Net cash used in financing activities		(105,527)	(14,899)
Net (decrease)/increase in cash and cash equivalents		(6,892)	8,383
Cash and cash equivalents at beginning of year		25,867	17,483
Exchange gains on cash and cash equivalents		61	1
Cash and cash equivalents at end of year	22	19,036	25,867

The above consolidated statement of cash flows should be read in conjunction with the accompanying notes.

Notes to the Consolidated Financial Statements

For the year ended 31 December 2024

1 GENERAL INFORMATION OF THE GROUP

The Company was incorporated in the Cayman Islands on 14 November 2018 as an exempted company with limited liability under the Companies Law, Cap. 22 of the Cayman Islands. The address of its registered office is Cricket Square, Hutchins Drive, P.O.Box 2681, Grand Cayman KY1-1111, Cayman Islands.

The Company is an investment holding company and its subsidiaries (together, the “Group”) are principally engaged in the manufacturing and sale of ready-mixed concrete and precast concrete components in Xiamen city of Fujian province, and the manufacturing and sale of eco-friendly bricks and the recycling of iron ore tailings in Changjiang county of Hainan province, the People’s Republic of China (the “PRC”).

The Company’s shares have been listed on the Main Board of The Stock Exchange of Hong Kong Limited since 26 March 2021.

The ultimate controlling shareholders and major shareholder of the Company are Mr. Ye Zhijie, the Chairman and executive director of the Company, and Mr Huang Wengui, an executive director of the Company, respectively.

The consolidated financial statements are presented in Renminbi (“RMB”) and rounded to the nearest thousand yuan (“RMB’000”), unless otherwise stated.

These consolidated financial statements have been approved for issue by the board of directors of the Company on 28 March 2025.

2 BASIS OF PREPARATION AND CHANGES IN ACCOUNTING POLICIES

The principal accounting policies applied in the preparation of the consolidated financial statements are set out below. These policies have been consistently applied to all the years presented, unless otherwise stated.

2.1 Basis of preparation

The principal accounting policies applied in the preparation of the consolidated financial statements which are in accordance with the Hong Kong Financial Reporting Standards (“HKFRSs”) issued by the Hong Kong Institute of Certified Public Accountants (“HKICPA”) and disclosure requirements of the Hong Kong Companies Ordinance Cap. 622 are set out below. The consolidated financial statements have been prepared on a historical cost basis.

The preparation of the consolidated financial statements in conformity with HKFRS requires the use of certain critical accounting estimates. It also requires management to exercise its judgement in the process of applying the Group’s accounting policies. The areas involving a higher degree of judgement or complexity, or areas where assumptions and estimates are significant to the consolidated financial statements are disclosed in note 4.

Notes to the Consolidated Financial Statements (Continued)

For the year ended 31 December 2024

2 BASIS OF PREPARATION AND CHANGES IN ACCOUNTING POLICIES

(continued)

2.1 Basis of preparation (continued)

2.1.1 Going concern

The Group recorded a loss of RMB75,199,000 for the year end 31 December 2024, which is mainly attributable to the net loss from the Group's operations in ready-made concrete and precast concrete components business. Moreover, the production of precast concrete components business has been temporarily suspended during the year. As at 31 December 2024, the Group's current liabilities exceeded its current assets by approximately RMB72,483,000. These events and conditions may cast significant doubt on the Group's ability to continue as a going concern.

The Group meets its day-to-day working capital requirements mainly through its operating cash flows and bank borrowings. In view of the above circumstance, in preparing the financial statements, the Directors of the Company have given a careful consideration to the projected needs for liquidity, operation results and the available financial sources of the Group in evaluating whether the Group will have sufficient financial resources to continue as a going concern. Management's plan has included a number of measures to mitigate the liquidity pressure and to improve the financial position and operation results:

- (i) The Group will continue to make efforts to improve its operating results and cash flows, including but not limited to strengthening the collection of accounts receivables and increasing production capacity of the tailings recycling business;
- (ii) The Group will continue to manage the financing from bank borrowings with the effort to renew or refinance its long-term and short-term bank borrowings upon maturity. The Group has secured new long-term loans with total amount of RMB428,350,000 subsequent to 31 December 2024.

Having considered the above, the directors of the Company believe that the Group has adequate resources to continue operation for the foreseeable future of the period not less than twelve months from the year end date of these financial statements. The directors, therefore, are of the opinion that it is appropriate to adopt the going concern basis in preparing its consolidated financial statements. Further information on the Group's borrowings is given in Note 26.

Notes to the Consolidated Financial Statements (Continued)

For the year ended 31 December 2024

2 BASIS OF PREPARATION AND CHANGES IN ACCOUNTING POLICIES

(Continued)

2.1 Basis of preparation (Continued)

2.1.2 New standards and interpretations adopted by the Group

A number of new or amended standards became applicable for the current reporting period commencing 1 January 2024. The Group did not change its accounting policies or make retrospective adjustments as a result of adopting these standards.

New standards and amendments		Effective for annual periods beginning on or after
HKAS 1 (Amendments)	Classification of Liabilities as Current or Non-current and Non-current liabilities with covenants	1 January 2024
Hong Kong Interpretation 5 (Revised)	Presentation of Financial Statements – Classification by the Borrower of a Term Loan that Contains a Repayment on Demand Clause	1 January 2024
HKFRS 16 (Amendments)	Lease liability in sale and leaseback	1 January 2024
HKAS 7 and HKFRS 7 (Amendments)	Supplier finance arrangements	1 January 2024

Notes to the Consolidated Financial Statements (Continued)

For the year ended 31 December 2024

2 BASIS OF PREPARATION AND CHANGES IN ACCOUNTING POLICIES

(continued)

2.1 Basis of preparation (continued)

2.1.3 New standards and interpretations not yet adopted

Certain new accounting standards, amendments to accounting standards and interpretations have been published that are not mandatory for 31 December 2024 reporting periods and have not been early adopted by the Group. These new standards and interpretations are:

New standards and amendments		Effective for annual periods beginning on or after
HKAS 21 (Amendments)	Lack of Exchangeability	1 January 2025
HKFRS 9 and HKFRS 7 (Amendments)	Amendments to the Classification and Measurement of Financial Instruments	1 January 2026
Annual improvements project	Annual Improvements to HKFRS Accounting Standards — Volume 11	1 January 2026
HKFRS 18	Presentation and Disclosure in Financial Statements	1 January 2027
HK Interpretation 5	Presentation of Financial Statements — Classification by the Borrower of a Term Loan that Contains a Repayment on Demand Clause	1 January 2027
HKFRS 19	Subsidiaries without Public Accountability: Disclosures	1 January 2027

Management is currently assessing the effect of applying these new standards and amendments on the Group's consolidated financial information. None of these is expected to have a significant effect on the consolidated financial information of the Group. The Group does not expect to adopt these new standards and amendments until their effective dates.

Notes to the Consolidated Financial Statements (Continued)

For the year ended 31 December 2024

3 FINANCIAL RISK MANAGEMENT

3.1 Financial risk factors

The Group's activities expose it to a variety of financial risks: market risk (including foreign exchange risk and interest rate risk), credit risk and liquidity risk. The Group's overall risk management programme focuses on the unpredictability of financial markets and seeks to minimise potential adverse effects on the Group's financial performance. The Group does not use any derivative financial instruments to hedge certain risk exposures during the year.

(a) Market risk

(i) Foreign exchange risk

The Group mainly operates in mainland China and is exposed to foreign exchange risk arising from currency exposures with respect to Hong Kong dollars ("HKD"). Foreign exchange risk arises from future commercial transactions and recognised assets and liabilities. The Group does not hedge against any fluctuation in foreign currency.

At 31 December 2024, if RMB had strengthened/weakened by 10% against HKD with all other variables held constant, post-tax loss for the years would have been RMB237 higher/lower (2023: post-tax profit RMB800 lower/higher) mainly as a result of foreign exchange losses/gains on translation of HK dollar-denominated other receivables, other payables and accruals, cash and bank balances.

(ii) Interest rate risk

The Group's interest rate risk arises from borrowings. Borrowings obtained at variable rates expose the Group to cash flow interest rate risk. Borrowings obtained at fixed rates expose the Group to fair value interest rate risk. The Group does not hedge its cash flow and fair value interest rate risk.

As at 31 December 2024, if interest rate on borrowings had been higher/lower by 100 basis points of current interest rate, with other variables held constant, post-tax loss for the years would have been approximately RMB 1,455,000 higher/lower (2023: post-tax profit RMB 1,561,000 lower/higher).

Notes to the Consolidated Financial Statements (Continued)

For the year ended 31 December 2024

3 FINANCIAL RISK MANAGEMENT (continued)

3.1 Financial risk factors (continued)

(b) Credit risk

The Group is exposed to credit risk in relation to its cash and bank balance, restricted bank balance, trade receivables and other receivables. The carrying amounts of these balances represent the Group's maximum exposure to credit risk in relation to financial assets.

Risk management

To manage risk, cash and cash equivalents and restricted cash are mainly placed with state-owned or reputable financial institutions in Mainland China and reputable financial institutions outside of Mainland China.

To manage risk arising from trade and notes receivables, the Group has policies in place to ensure that credit terms are made to counterparties with an appropriate credit history and management performs ongoing credit evaluations of the counterparties. Trade and notes receivables have been grouped based on shared credit risk characteristics and aging to measure the expected credit losses. Trade and notes receivables are written off when there is no reasonable expectation of recovery. Impairment losses on trade and notes receivables are presented as net impairment losses within operating profit. Subsequent recoveries of amounts previously written off are credited against the same line item.

For other financial assets carried at amortised cost (excluding prepaid listing expenses, input Value Added Tax ("VAT") to be deducted and prepayments), management makes periodic collective assessments as well as individual assessment on the recoverability of other receivables and long-term receivables based on historical settlement records and past experiences.

Impairment of financial assets

The Group has three types of financial assets that are subject to the expected credit loss model:

- cash and cash equivalents and restricted cash;
- trade and notes receivables; and
- other receivables.

(i) Credit risk of cash and cash equivalent and restricted bank balance

To manage this risk arising from cash, bank balances and restricted bank balance, they are mainly placed with banks with high credit rating. There has been no recent history of default in relation to these financial institutions. The expected credit loss is close to zero.

Notes to the Consolidated Financial Statements (Continued)

For the year ended 31 December 2024

3 FINANCIAL RISK MANAGEMENT (continued)

3.1 Financial risk factors (continued)

(b) Credit risk (continued)

Impairment of financial assets (continued)

(ii) Credit risk of trade receivables

During the year ended 31 December 2024, the Group is engaged in manufacturing and sale of concrete, precast concrete components, eco-friendly bricks, iron ore and other products produced from iron ore tailings recycling. The Group's customers are mainly the construction companies for various types of construction projects including municipal, and infrastructural, commercial, industrial, and residential projects for public and private sectors and mineral trading companies.

For the customers of ready-mixed concrete, precast concrete components and eco-friendly bricks business, the Group adopts various payment methods in sales contracts, including, among others: (i) payment on delivery or within credit periods from actual sales completed; or (ii) 70%–100% of total progress payment amount to be settled within 30 days from actual sales completed, 5%–20% of the total progress payment amount to be settled upon practical completion of the construction project; and (iii) the balance of 5%–20% of the total progress payment amount to be paid within six months upon expiration of the quality guarantee period.

For the customers of iron ore tailings recycling business, sales are mainly on cash on delivery and where credit terms are granted to customers which are generally within 30 days from the date of issue of payment billing to customers or the invoice date.

The Group applies the HKFRS 9 simplified approach to measure expected credit losses, which uses a lifetime expected loss allowance for all trade receivables. To measure the expected credit losses, trade receivables have been grouped based on shared credit risk characteristics and days past due.

The Group considers the probability of default upon initial recognition of asset and whether there has been a significant increase in credit risk on an ongoing basis throughout each reporting period. To assess whether there is a significant increase in credit risk, the Group compares the risk of default occurring on the asset as at the reporting date with the risk of default as at the date of initial recognition. It considers available reasonable and supportive forwarding-looking information. Especially the following indicators are incorporated:

- actual or expected significant adverse changes in business, financial or economic conditions that are expected to cause a significant change to the customers' ability to meet its obligations
- actual or expected significant changes in the operating results of customers
- significant changes in the expected performance and behaviour of customers, including changes in the payment status

Notes to the Consolidated Financial Statements (Continued)

For the year ended 31 December 2024

3 FINANCIAL RISK MANAGEMENT (continued)

3.1 Financial risk factors (continued)

(b) Credit risk (continued)

Impairment of financial assets (continued)

(ii) Credit risk of trade receivables (continued)

Individually impaired trade receivable is related to customer who is experiencing unexpected economic difficulties. The Group expects that the entire or partial amounts of the receivables will have difficulty to be recovered and has recognised impairment losses. As at 31 December 2024, trade receivable of approximately RMB74,044,000 (2023: RMB23,991,000) has been provided for loss allowance for these individually assessed receivables.

The expected loss rates of the remaining trade receivables are based on the payment profiles of sales over a period of 36 to 48 months before the balance sheet date and the corresponding historical credit losses experienced within this period. The historical loss rates are further adjusted to reflect current and forward-looking information on macroeconomic factors affecting the ability of the customers to settle the receivables.

On that basis, the loss allowance as at 31 December 2024 was determined as follows for trade receivables, the expected credit losses below have incorporated forward-looking information.

	Within 1 year RMB'000	1–2 years RMB'000	2–3 years RMB'000	Over 3 years RMB'000	Total RMB'000
At 31 December 2024					
Gross carrying amount	260,628	69,641	59,356	32,649	422,274
Expected loss rate	0.96%	3.04%	4.34%	9.75%	
Loss allowance	2,504	2,120	2,579	3,183	10,386
Individually impaired receivables	88	969	9,678	10,170	20,905
Total loss allowance	2,592	3,089	12,257	13,353	31,291
At 31 December 2023					
Gross carrying amount	298,965	189,502	105,923	17,703	612,093
Expected loss rate	0.90%	1.48%	3.13%	8.12%	
Loss allowance	2,694	2,806	3,312	1,437	10,249
Individually impaired receivables	59	762	2,545	742	4,108
Total loss allowance	2,753	3,568	5,857	2,179	14,357

Notes to the Consolidated Financial Statements (Continued)

For the year ended 31 December 2024

3 FINANCIAL RISK MANAGEMENT (continued)

3.1 Financial risk factors (continued)

(b) Credit risk (continued)

Impairment of financial assets (continued)

(ii) Credit risk of trade receivables (continued)

The Group assesses the credit quality of its customers by taking into account various factors such as their financial position, past experience and other factors. Individual risk limits are set based on internal or external ratings in accordance with limits set by the management. The compliance with credit limits by customers is regularly monitored by the management.

Increase in trade receivables for more than two years was due to the extension of construction period of customers of ready-mixed concrete and precast concrete components business. The group adopt various payment methods in sales contracts, including part of the total progress payment amount being paid to the Group after expiration of the quality assurance period.

(iii) Credit risk of other receivables

Other receivables mainly comprise deposits and other receivables. The Directors of the Company consider the probability of default upon initial recognition of asset and whether there has been significant increase in credit risk on an ongoing basis during the year. To assess whether there is a significant increase in credit risk, the Group compares risk of a default occurring on the assets as at the reporting date with the risk of default as at the date of initial recognition.

As at 31 December 2024, there was no significant increase in credit risk since initial recognition, the Group assessed that the expected credit losses for these receivables were not material.

(c) Liquidity risk

Prudent liquidity risk management includes maintaining sufficient cash and cash equivalents and the availability of funding through an adequate amount of committed credit facilities and takes into account all available information on future business environment. The Group manages its liquidity risk by controlling the level of inventories, closely monitoring the turnover days of trade receivables, monitoring its working capital requirements and maintaining credit facilities available. Management monitors rolling forecasts of the Group's bank facilities and cash and cash equivalents on the basis of expected cash flows.

Notes to the Consolidated Financial Statements (Continued)

For the year ended 31 December 2024

3 FINANCIAL RISK MANAGEMENT (continued)

3.1 Financial risk factors (continued)

(c) Liquidity risk (continued)

The table below analyses the Group's non-derivative financial liabilities into relevant maturity groupings based on the remaining period at the balance sheet date to the contractual maturity date. The amounts disclosed in the table are the contractual undiscounted cash flows.

	Less than 1 year RMB'000	Between 1 and 2 years RMB'000	Between 2 and 5 years RMB'000	Over 5 years RMB'000	Total RMB'000
At 31 December 2024					
Borrowings, excluding factoring borrowings	189,637	16,058	56,005	60,628	322,328
Interest payables	10,973	505	4,655	24,679	40,812
Trade payables	299,173	—	—	—	299,173
Other payables and accruals (excluding non-financial liabilities such as taxes and employee payables)	55,779	—	—	—	55,779
	555,562	16,563	60,660	85,307	718,092
At 31 December 2023					
Borrowings, excluding factoring borrowings	290,480	9,987	42,090	80,600	423,157
Interest payables	16,266	6,601	16,190	8,447	47,504
Trade payables	328,505	—	—	—	328,505
Other payables and accruals (excluding non-financial liabilities such as taxes and employee payables)	64,056	—	—	—	64,056
Other payables — non-current	—	31,035	—	—	31,035
	699,307	47,623	58,280	89,047	894,257

3.2 Capital management

In order to maintain or adjust the capital structure, the Group may adjust the amount of dividends paid to shareholders, return capital to shareholders, issue new shares or sell assets to reduce debt.

The Group monitors capital on the basis of the gearing ratio. This ratio is calculated as net debt divided by total capital. Net debt is calculated as total borrowings, lease liabilities and amounts due to related parties less cash and cash equivalents and restricted bank balance. Total capital is calculated as "equity" as shown in the consolidated statements of financial position plus net debt.

Notes to the Consolidated Financial Statements (Continued)

For the year ended 31 December 2024

3 FINANCIAL RISK MANAGEMENT (continued)

3.2 Capital management (continued)

The gearing ratios as at 31 December 2024 and 2023 were as follows:

	As at 31 December 2024 RMB'000	2023 RMB'000
Borrowings (note 26)	360,389	435,027
Amounts due to a related party (note 25)	7,919	31,035
Total debt	368,308	466,062
Less: Cash and bank balances (note 22)	(19,036)	(25,867)
Restricted bank balance (note 22)	—	(500)
Net debt (a)	349,272	439,695
Total equity	377,949	453,148
Total capital (b)	727,221	892,843
Gearing ratio (a/b)	48%	49%

The decrease in gearing ratio from 31 December 2023 to 31 December 2024 was resulted from the decrease in borrowings due to repayments in 2024.

3.3 Fair value estimation

As at 31 December 2024, the Group did not have any assets and liabilities that were measured at fair value other than the financial assets and liabilities which the carrying values are considered to approximate their fair values as at the balance sheet date due to the short term maturity.

The fair value estimation of the investment property for disclosure purpose is categorised in level 3 hierarchy.

Notes to the Consolidated Financial Statements (Continued)

For the year ended 31 December 2024

4 CRITICAL ACCOUNTING ESTIMATES AND JUDGEMENTS

The preparation of financial statements requires the use of accounting estimates, which, by definition, will seldom equal the actual results. Management also needs to exercise judgement in applying the Group's accounting policies.

Estimates and judgements are continually evaluated and are based on historical experience and other factors, including expectations of future events that are believed to be reasonable under the circumstances.

(a) Estimated useful lives and residual values of property, plant and equipment

The Group estimates useful lives and related depreciation charges for its property, plant and equipment. This estimate is based on the historical experience of the actual useful lives of property, plant and equipment of similar nature and functions. It could change significantly because of technical innovations and competitors' actions in response to industry cycles. Management will increase the depreciation charge where useful lives are less than previously estimated lives, or it will write-off or write-down technical obsolete or nonstrategic assets that have been abandoned or sold. Actual economic lives may differ from estimated useful lives, and actual residual values. Periodic reviews could result in a change in useful lives and residual values and therefore, changes in depreciation expenses in the future periods.

(b) Impairment of property, plant and equipment

Property, plant and equipment is reviewed for impairment whenever events or changes in circumstances indicate that the carrying amount may not be recoverable. The recoverable amounts have been determined based on value-in-use calculations or market valuations. These calculations require the use of judgements and estimates.

Management judgement is required in the area of asset impairment particularly in assessing: (i) whether an event has occurred that may indicate that the related assets values may not be recoverable; (ii) whether the carrying value of an asset can be supported by the recoverable amount, being the higher of fair value less costs to sell or net present value of future cash flows which are estimated based upon the continued use of the asset in the business; and (iii) the appropriate key assumptions to be applied in preparing cash flow projections including whether these cash flow projections are discounted using an appropriate rate. Changing the assumptions selected by management in assessing impairment, including the discount rates or the growth rate assumptions in the cash flow projections, could materially affect the net present value in the impairment test and as a result affect the Group's financial condition and results of operations. If there is a significant adverse change in the projected performance and resulting future cash flow projections, it may be necessary to take an impairment charge to the consolidated statement of comprehensive income.

Notes to the Consolidated Financial Statements (Continued)

For the year ended 31 December 2024

4 CRITICAL ACCOUNTING ESTIMATES AND JUDGEMENTS (continued)

(c) Impairment of goodwill

The goodwill arose from the acquisition of a subsidiary. The Group tests whether goodwill has suffered impairment on an annual basis in accordance with the accounting policy stated in note 35.6. The recoverable amount of a cash-generating unit ("CGU") is determined based on the higher of fair value less cost of disposal ("FVLCD") and value in use ("VIU") which requires the use of estimates and valuation techniques. When applying valuation technique, the Group relies on a number of factors and judgements, including, among others, historical results, business plans, forecasts and market data.

(d) Provision for impairment of trade receivables

The Group's management determines the provision for impairment of trade receivables on a forward-looking basis and the expected lifetime losses are recognised from initial recognition of the assets. The provision matrix is determined based on the Group's historical observed default rates over the expected life of the trade receivables with similar credit risk characteristics and is adjusted for forward-looking estimates. In making the judgement, management considers available reasonable and supportive forward-looking information such as actual or expected significant changes in the operating results of customers, actual or expected significant adverse changes in business and customers' financial position. At every reporting date, historical observed default rates are updated and changes in the forward-looking estimates are analysed by the Group's management, see note 20 below.

(e) Provision for impairment of inventories

The amount of any write-down of inventories to net realisable value and all losses of inventories are recognised as an expense in the period the write-down or loss occurs. The amount of any reversal of any write-down of inventories is recognised as a reduction in the amount of inventories recognised as an expense in the period in which the reversal occurs.

Net realisable value of inventories is the estimated selling price in the ordinary course of business, less the estimated costs of completion and the estimated costs necessary to make the sale. These estimates are based on the current market condition and historical experience of selling products of similar nature. It could change significantly as a result of competitor actions in response to changes in market conditions.

Management reassesses these estimations at the end of each reporting period to ensure inventory is shown at the lower of cost and net realisable value.

(f) Income taxes

The Group is subject to income taxes in a few jurisdictions. Judgement is required in determining the provision for income taxes. There are many transactions and calculations for which the ultimate tax determination is uncertain. The Group recognises liabilities for anticipated tax audit issues based on estimates of whether additional taxes will be due. Where the final tax outcome of these matters is different from the amounts that were initially recorded, such differences will affect the current and deferred income tax assets and liabilities in the period in which such determination is made.

Notes to the Consolidated Financial Statements (Continued)

For the year ended 31 December 2024

4 CRITICAL ACCOUNTING ESTIMATES AND JUDGEMENTS (continued)

(f) Income taxes (continued)

Deferred income tax assets relating to certain temporary differences and tax losses are recognised as management considers it is probable that future taxable profits will be available against which the temporary differences or tax losses can be utilised. Where the expectation is different from the original estimate, such differences will affect the recognition of deferred income tax assets and taxation in the periods in which such estimate is changed. Deferred income tax assets and liabilities are determined using tax rates that are expected to apply when the related deferred income tax assets are realised or the deferred income tax liabilities are settled. The expected applicable tax rate is determined based on the enacted tax laws and regulations and the actual situation of the Group. The management of the Group will revise the expectation where the intending tax rate is different from the original expectation.

5 REVENUE AND SEGMENT INFORMATION

The Group is engaged in manufacturing and sale of concrete, precast building component products and bricks.

The Company's executive directors are the Group's chief operating decision maker. The Group's chief operating decision maker examines the Group's performance from a product perspective and has identified three operating segments of its business as follows:

- (i) Ready-mixed concrete — manufacturing and sale of ready-mixed concrete in Xiamen,
- (ii) Precast concrete components — manufacturing and sale of precast concrete components in Xiamen, and
- (iii) Tailings recycling and bricks — sales of iron ore and other products produced from iron ore tailings recycling, and manufacturing and sales of eco-friendly bricks in Hainan.

The Group started the sales of iron ore tailings recycling products in May 2023, with direct sales of the products to customers.

The Group derived its revenue mainly from the transfer of goods at point in time during the year.

Notes to the Consolidated Financial Statements (Continued)

For the year ended 31 December 2024

5 REVENUE AND SEGMENT INFORMATION (continued)

(a) Segment information of the Group

	Year ended 31 December 2024			
	Ready-mixed concrete RMB'000	Precast concrete components RMB'000	Tailings recycling and bricks RMB'000	Total RMB'000
Revenue	302,900	14,087	263,383	580,370
Cost of sales	(307,300)	(38,844)	(179,848)	(525,992)
Gross profit	(4,400)	(24,757)	83,535	54,378
Selling expenses	(3,844)	(1,954)	(8,052)	(13,850)
Administrative expenses	(33,518)	(16,013)	(28,570)	(78,101)
Segment results	(41,762)	(42,724)	46,913	(37,573)
A reconciliation of results of reportable segments to profit for the year is as follows:				
Results of reportable segments				(37,573)
Unallocated costs and expenses				(4,621)
Other income				10,895
Other losses — net				(8,053)
Impairment losses on financial assets				(16,934)
Finance income				36
Finance costs				(18,201)
Loss before income tax				(74,451)
Income tax expense				(748)
Loss and total comprehensive income for the year				(75,199)
Other items for the year ended 31 December 2024:				
Additions to non-current assets (other than financial instruments and deferred income tax assets)	2,558	4,941	60,052	67,551
Depreciation	7,910	5,119	18,449	31,478
Amortisation	26	—	28	54
Segment assets and liabilities are:				
As at 31 December 2024				
Segment assets	412,215	191,060	441,842	1,045,117
Unallocated assets				87,537
Total assets				1,132,654
Segment liabilities	259,123	24,956	98,333	382,412
Unallocated liabilities				372,293
Total liabilities				754,705

Notes to the Consolidated Financial Statements (Continued)

For the year ended 31 December 2024

5 REVENUE AND SEGMENT INFORMATION (continued)

(a) Segment information of the Group (continued)

	Year ended 31 December 2023			
	Ready-mixed concrete RMB'000	Precast concrete components RMB'000	Tailings recycling and bricks RMB'000	Total RMB'000
Revenue	258,999	85,374	168,397	512,770
Cost of sales	(242,838)	(81,512)	(84,230)	(408,580)
Gross profit	16,161	3,862	84,167	104,190
Selling expenses	(11,214)	(6,002)	(5,856)	(23,072)
Administrative expenses	(20,127)	(12,831)	(16,224)	(49,182)
Segment results	(15,180)	(14,971)	62,087	31,936

A reconciliation of results of reportable segments to profit for the year is as follows:

Results of reportable segments	31,936
Unallocated costs and expenses	(5,107)
Other income	4,922
Other losses — net	(36)
Impairment losses on financial assets	(996)
Finance income	22
Finance costs	(16,671)
Profit before income tax	14,070
Income tax expense	(3,992)
Profit and total comprehensive income for the year	10,078

Other items for the year ended 31 December 2023:

Additions to non-current assets (other than financial instruments and deferred income tax assets)	7,686	1,500	37,314	46,500
Depreciation	7,748	10,075	11,954	29,777
Amortisation	26	—	58	84

Segment assets and liabilities are:

As at 31 December 2023

Segment assets	470,630	348,026	448,382	1,267,038
Unallocated assets				85,209
Total assets				1,352,247
Segment liabilities	243,663	74,781	100,046	418,490
Unallocated liabilities				480,609
Total liabilities				899,099

Notes to the Consolidated Financial Statements (Continued)

For the year ended 31 December 2024

5 REVENUE AND SEGMENT INFORMATION (continued)

(b) Information about major customers

There were no external customers whose contributions exceeded 10% of the Group's total revenue in the years ended 31 December 2024 and 2023.

(c) Contract liabilities

The Group recognised the following revenue-related contract liabilities:

	As at 31 December	
	2024	2023
	RMB'000	RMB'000
Contract liabilities		
Ready-mixed concrete	1,321	233
Precast concrete components	—	320
Tailings recycling and bricks	3,732	3,837
	5,053	4,390

The contract liabilities of the Group recognised are related to the non-refundable advance payments from customers of the Group. Such liabilities fluctuated depending on the terms of different projects. A contract liability is the Group's obligation to a customer for which the Group has received consideration from the customer. A contract liability is recognised by the Group when the customer pays consideration but before the Group delivers goods to the customer.

Notes to the Consolidated Financial Statements (Continued)

For the year ended 31 December 2024

5 REVENUE AND SEGMENT INFORMATION (continued)

(c) Contract liabilities (continued)

(i) Revenue recognised in relation to contract liabilities

The following table shows how much of the revenue, which was included in the contract liability balance at the beginning of the period, recognised during the year relates to carried-forward contract liabilities.

	Year ended 31 December	
	2024	2023
	RMB'000	RMB'000
Ready-mixed concrete	220	1,345
Precast concrete components	320	353
Tailings recycling and bricks	3,656	50
	4,196	1,748

(ii) Unsatisfied performance obligations

The following table shows the unsatisfied performance obligations as at 31 December 2024.

	As at 31 December	
	2024	2023
	RMB'000	RMB'000
Ready-mixed concrete	576,152	325,659
Precast concrete components	—	111,772
Tailings recycling and bricks	61,167	46,448
	637,319	483,879

Management expects that 76% of the transaction price allocated to the unsatisfied contracts as at 31 December 2024 will be recognised as revenue before 31 December 2024, 24% will be recognised as revenue before 31 December 2025.

Notes to the Consolidated Financial Statements (Continued)

For the year ended 31 December 2024

5 REVENUE AND SEGMENT INFORMATION (continued)

(d) Accounting policies of revenue recognition

Revenue from sales of concrete, precast concrete components, products of iron ore and others from iron ore tailings recycling and bricks are recognised when control of the products has been transferred to the customers, and there is no unfulfilled obligation that could affect the customer's acceptance of the products. Delivery occurs when the products have been shipped to the specified location, the risks of obsolescence and loss have been transferred to the customer, and either the customer has accepted the products in accordance with the sales contract, the acceptance provisions have lapsed, or the Group has objective evidence that all criteria for acceptance have been satisfied.

A contract asset represents the Group's right to consideration in exchange for goods or services that the Group has transferred to a customer that is not yet unconditional. It is assessed for impairment in accordance with IFRS 9. In contrast, a receivable represents the Group's unconditional right to consideration, i.e. only the passage of time is required before payment of that consideration is due.

Advances from customers that are related to sales of goods not yet delivered are recorded as contract liability when cash are received from the customers before the transfer of control of goods.

Revenue from sales of products is based on the price specified in the sales contracts and is shown net of value-added tax and after eliminating sales within the Group. No element of financing is deemed present as the sales are made with a credit term. A receivable is recognised when the control of products are transferred as this is the point in time that the consideration is unconditional because only the passage of time is required before the payment is due.

Notes to the Consolidated Financial Statements (Continued)

For the year ended 31 December 2024

6 OTHER INCOME

	Year ended 31 December	
	2024	2023
	RMB'000	RMB'000
Government grants		
— Received and recognised during the year	4,353	941
— Recognised from deferred income (note 27)	1,235	859
Rental income from investment property (note 16)	1,263	2,005
Rental income from temporary lease of production facilities	734	—
Compensation received for delayed settlement of trade receivables	2,302	—
Others	1,008	1,117
	10,895	4,922

Government grants represented incentives and subsidies received from government authorities by the Group's subsidiaries for the subsidiaries' contributions to environmental protection measures, contributions to local employment market, improvement in production efficiency and others.

7 OTHER LOSSES — NET

	Year ended 31 December	
	2024	2023
	RMB'000	RMB'000
Losses on disposal of property, plant and equipment	(4,603)	(425)
Net foreign exchange (losses)/gains from operating activities	(930)	1,280
Others	(2,520)	(891)
	(8,053)	(36)

Notes to the Consolidated Financial Statements (Continued)

For the year ended 31 December 2024

8 EXPENSES BY NATURE

The expenses charged to cost of sales, selling expenses and administrative expenses are analysed below:

	Year ended 31 December	
	2024 RMB'000	2023 RMB'000
Raw materials and consumables used	358,732	278,159
Changes in inventories of finished goods and work in progress	9,601	(2,656)
Employee benefit expenses (note 9)	65,731	61,815
Outsourcing service expenses	36,807	34,209
Transportation expenses	34,763	34,674
Depreciation of property, plant and equipment (note 14)	30,425	24,855
Depreciation of right-of-use assets (note 15)	3,394	3,732
Depreciation of investment properties (note 16)	1,126	1,190
Amortisation of intangible assets (note 17)	54	84
Electricity and water expenses	22,755	17,579
Short-term lease rental expenses (note 15)	1,182	1,902
Other taxes and levies	4,829	4,042
(Reversal of provision)/provision for impairment of inventories (note 19)	421	(144)
Provision for impairment of property, plant and equipment (note 14)	26,767	2,260
Auditors' remuneration		
— Audit services	2,450	2,200
— Non-Audit services	262	—
Consulting fee	5,955	2,175
Others	17,310	19,865
Total	622,564	485,941

Notes to the Consolidated Financial Statements (Continued)

For the year ended 31 December 2024

9 EMPLOYEE BENEFIT EXPENSES

	Year ended 31 December	
	2024 RMB'000	2023 RMB'000
Salaries, wages and bonuses	49,579	45,637
Contributions to pension and other social benefits (a)	10,479	12,375
Other benefits	5,673	3,803
Total employee benefit expenses	65,731	61,815

(a) Contributions to pension and other social benefits

Full time employees of the Group in the PRC are members of a state-managed retirement benefit schemes operated by the PRC government. The Group is required to contribute a specified percentage of payroll costs, subject to certain ceiling, as determined by local government authority to the pension obligations, housing funds, medical insurances and other social insurances to fund the benefits. The Group's liabilities in respect of benefits schemes are limited to the contribution payable in each year.

No forfeited contributions were utilised during the year end 31 December 2024 to offset the Group's contribution to the abovementioned retirement benefit schemes.

(b) Five highest paid individuals

The five individuals whose emoluments were the highest in the Group include four (2023: three) directors for the years ended 31 December 2024, whose emoluments are disclosed in note 32. The emoluments paid to the remaining one (2023: two) employee individual during the year were as follows:

	Year ended 31 December	
	2024 RMB'000	2023 RMB'000
Salaries and bonus	615	950
Contributions to pension plan	—	39
Housing fund, medical insurance and other social insurance	—	36
	615	1,025

The emoluments of the non-director highest paid individuals fell within the following range:

	Year ended 31 December	
	2024	2023
— Within HKD1,000,000	1	2

Notes to the Consolidated Financial Statements (Continued)

For the year ended 31 December 2024

10 FINANCE COSTS — NET

	Year ended 31 December	
	2024	2023
	RMB'000	RMB'000
Finance income		
— Interest income on bank deposits	36	22
Finance costs		
Interest expense on		
— bank borrowings	(19,400)	(20,810)
Other financing costs	(371)	(790)
	(19,771)	(21,600)
Less: interest capitalised in construction in progress (note 14(c))	1,570	4,929
Finance costs expensed	(18,201)	(16,671)
Finance costs — net	(18,165)	(16,649)

The capitalisation rate used to determine the amount of borrowing costs to be capitalised is the interest rate applicable to the Group's borrowings for construction in process during the year ended 31 December 2024 Of 5.18% (2023: 5.01%) per annum.

11 INCOME TAX EXPENSE

	Year ended 31 December	
	2024	2023
	RMB'000	RMB'000
Current income tax		
— PRC income tax	672	7,196
Deferred income tax (note 28)	76	(3,204)
Income tax expense	748	3,992

Notes to the Consolidated Financial Statements (Continued)

For the year ended 31 December 2024

11 INCOME TAX EXPENSE (continued)

(a) Cayman Islands, BVI and Hong Kong profits tax

The Company is an exempted company incorporated in the Cayman Islands and is not liable for taxation in the Cayman Islands.

The Group's subsidiary incorporated in the BVI is exempted company and is not liable for taxation in the BVI.

Hong Kong profits tax considered at the rate of 16.5% (2023: 16.5%) on the estimated assessable profits during the year. The Group did not have assessable profits in Hong Kong during the year (2023: nil).

(b) PRC corporate income tax ("CIT")

Taxation on PRC income has been calculated on the estimated assessable profit for the year at the rates of taxation prevailing in the PRC in which the Group's entities operate. The Company's subsidiaries incorporated in PRC are subject to CIT at the rate of 25% (2023: 25%) during the year, except for Xiamen Zhixin Construction Technology Co., Ltd. ("Zhixin Technology") and Zhixin Environmental Technology (Changjiang) Co., Ltd. ("Zhixin Changjiang") which are subject to CIT at the preferential rate of 15% (2023: 15%).

Zhixin Technology obtained the qualification of certified high-tech enterprises in 2021. As approved by the relevant tax authority, the CIT rate applicable to Zhixin Technology in 2024 was 15%.

Zhixin Changjiang obtained the qualification of certified high-tech enterprises in 2023. As approved by the relevant tax authority, the CIT rate applicable to Zhixin Changjiang in 2024 was 15%.

These two PRC subsidiaries were entitled to claim super tax deductions in relation to the qualifying expenditures under the Research and Development Tax Incentive regime in Xiamen City and Hainan City.

In addition, in accordance with the Circular of the Ministry of Finance and the State Administration of Taxation on Issues concerning Implementing the Enterprise Income Tax Incentive Catalogue for Comprehensive Utilization of Resources Cai Shui [2008] No. 47, an enterprise, which uses the raw materials under the catalogue to produce recycled resource products under the catalogue and the products meet the national or industrial standards, is entitled to incentive tax arrangement such that 90% of the sales revenue of the products is subject to the calculation of the taxable income. The sales of products other than iron ore (including mainly crushed stones and gravel) from the iron ore tailings recycling business in the Group's subsidiary in Hainan, Zhixin Changjiang, qualify for the incentive tax arrangement and therefore 10% of Zhixin Changjiang's sales of these products was exempted from the taxable income of the Group in the calculation of CIT during the year.

Notes to the Consolidated Financial Statements (Continued)

For the year ended 31 December 2024

11 INCOME TAX EXPENSE (Continued)

(c) PRC withholding income tax

According to the CIT Law in the PRC, a 10% withholding tax on dividends received/receivable from PRC companies will be levied on the PRC companies' immediate holding companies established out of the PRC. A lower withholding tax rate may be applied if there is a tax treaty arrangement between the PRC and the jurisdiction of the foreign immediate holding companies, such as Hong Kong (5%), and simultaneously certain conditions are satisfied.

During the year, no PRC withholding income tax has been provided since the parent entities are able to control the timing of distributions from their PRC subsidiaries and are not expected to distribute these profits in the near future.

As at 31 December 2024, no deferred income tax liabilities is recognised for the withholding tax that would be payable on unremitted earnings of PRC subsidiaries of the Group. The Group does not have an intention to distribute the respective unremitted profits in the near future.

(d) Reconciliation of income tax expense

The tax on the Group's profit before income tax differs from the theoretical amount that would arise using the tax rate applicable to profits of the consolidated entities is as follows:

	Year ended 31 December	
	2024	2023
	RMB'000	RMB'000
(Loss)/Profit before income tax	(74,451)	14,070
Tax calculated at the PRC statutory tax rate of 25% (2023: 25%)	(18,613)	3,518
Impact of different tax rates at different tax regime	1,260	1,031
Impact of preferential tax rate	1,140	(3,831)
Effect of change in tax rates on deferred income tax	—	(3,728)
Revenue not subject to taxation	(2,181)	—
Expenses not deductible for tax purpose	379	285
Additional super deduction of research and development expenses	(1,414)	(1,791)
(Over)/under provision of previous year	(2,304)	203
Reversal of deferred income tax asset recognised previously	—	2,222
Tax losses for which no deferred income tax asset was recognised	22,481	6,083
Income tax expense	748	3,992

Notes to the Consolidated Financial Statements (Continued)

For the year ended 31 December 2024

12 BASIC AND DILUTED EARNINGS PER SHARE

Basic earnings per share is calculated by dividing the profit attributable to owners of the Company by the weighted average number of ordinary shares outstanding during the year.

	Year ended 31 December	
	2024	2023
(Loss)/Profit attributable to owners of the Company (RMB'000)	(75,199)	10,078
Weighted average number of ordinary shares in issue	748,000,000	748,000,000
Basic earnings per share (RMB)	(0.101)	0.013

Diluted earnings per share presented is the same as the basic earnings per share as there was no potentially dilutive ordinary share outstanding as at 31 December 2024.

13 DIVIDEND

No dividend was paid, declared or proposed during the year ended 31 December 2024 (2023: nil).

Notes to the Consolidated Financial Statements (Continued)

For the year ended 31 December 2024

14 PROPERTY, PLANT AND EQUIPMENT

	Buildings RMB'000	Machineries RMB'000	Concrete mixer trucks RMB'000	Office equipment and vehicles RMB'000	Construction in progress RMB'000	Total RMB'000
Year ended 31 December 2024						
Opening net book amount	201,531	163,462	17,341	6,423	19,543	408,300
Additions	516	968	2,177	5,410	58,499	67,570
Disposals	(30)	(4,514)	(1,484)	(348)	—	(6,376)
Impairment	—	(19,699)	(6,881)	(187)	—	(26,767)
Depreciation charge (note 8)	(5,468)	(18,476)	(5,482)	(999)	—	(30,425)
Closing net book amount	196,549	121,741	5,671	10,299	78,042	412,302
At 31 December 2024						
Cost	229,535	233,225	30,443	26,867	78,042	598,112
Accumulated depreciation	(32,986)	(89,525)	(17,891)	(16,381)	—	(156,783)
Impairment	—	(21,959)	(6,881)	(187)	—	(29,027)
Net book amount	196,549	121,741	5,671	10,299	78,042	412,302

Notes to the Consolidated Financial Statements (Continued)

For the year ended 31 December 2024

14 PROPERTY, PLANT AND EQUIPMENT (continued)

	Buildings RMB'000	Machineries RMB'000	Concrete mixer trucks RMB'000	Office equipment and vehicles RMB'000	Construction in progress RMB'000	Total RMB'000
Year ended 31 December 2023						
Opening net book amount	73,630	75,564	15,681	3,751	221,779	390,405
Additions	7,846	4,298	7,180	3,024	24,113	46,461
Transferred from construction in progress	123,842	101,723	—	920	(226,485)	—
Disposals	—	(881)	(491)	(79)	—	(1,451)
Impairment	—	(2,260)	—	—	—	(2,260)
Depreciation charge (note 8)	(3,787)	(14,982)	(5,029)	(1,193)	136	(24,855)
Closing net book amount	201,531	163,462	17,341	6,423	19,543	408,300
At 31 December 2023						
Cost	229,051	241,514	29,710	23,771	19,543	543,589
Accumulated depreciation	(27,520)	(75,792)	(12,369)	(17,348)	—	(133,029)
Impairment	—	(2,260)	—	—	—	(2,260)
Net book amount	201,531	163,462	17,341	6,423	19,543	408,300

- (a) During the year, the amounts of depreciation expense and impairment loss charged to profit or loss were as follows:

	Year ended 31 December	
	2024	2023
	RMB'000	RMB'000
Depreciation of property, plant and equipment		
— Cost of sales	22,573	20,230
— Selling expenses	1,007	968
— Administrative expenses: depreciation	3,378	3,657
— Administrative expenses: production stoppage loss	3,467	—
	30,425	24,855

Impairment loss

	Year ended 31 December	
	2024	2023
	RMB'000	RMB'000
Impairment losses on property, plant and equipment		
— Cost of sales	26,580	—
— Administrative expenses	187	2,260
	26,767	2,260

Notes to the Consolidated Financial Statements (Continued)

For the year ended 31 December 2024

14 PROPERTY, PLANT AND EQUIPMENT (continued)

- (b) The Group's ready-mixed concrete and precast concrete components segments, being two cash generating units ("CGUs"), incurred significant loss during the year ended 31 December 2024, and the Group temporarily suspended the production of precast concrete components during 2024, which will be resumed upon market recovery. In view of these impairment triggering indicators, the management carried out an assessment of the impairment of the operation assets of these two CGUs, including mainly the right of use assets (Note 13) with net book value of RMB44,272,000 and property, plant and equipment with net book value of RMB100,992,000. The management engaged an external valuation expert to assist in the determination of the recoverable amounts of the assets. The assessment concluded that among the property, plant and equipment of these two segments, the machineries, concrete mixer trucks, office equipment and vehicles with net book value of RMB60,395,000 as at 31 December 2024 were identified to be impaired, and impairment losses amounting to RMB26,767,000 was recognised in the consolidated statement of comprehensive income. The recoverable amounts of property, plant and equipment of these two CGUs were determined based on the fair value ("FV") method, being the fair value less cost of disposal (FVLCD), since the FVLCD of the assets were the higher of the assessment results derived from the Fair Value (FV) method and the Value in Use (VIU) method.
- (c) As at 31 December 2024, buildings and machineries of the Group with a total net book value of RMB229,377,000 (2023: RMB243,430,000) and construction in progress in relation to the iron ore tailings recycling plant with a book value of RMB51,304,000 (2023: RMB5,332,000) were pledged to secure borrowings of the Group (note 26).
- (d) For the year ended 31 December 2024, general and specific borrowing interests amounting to approximately RMB1,570,000 (2023: RMB4,929,000) were capitalised into the cost of property, plant and equipment at an average borrowing rate of 5.18% per annum.

Notes to the Consolidated Financial Statements (Continued)

For the year ended 31 December 2024

14 PROPERTY, PLANT AND EQUIPMENT (Continued)

(e) Accounting policies of property, plant and equipment

All property, plant and equipment are stated at historical cost less depreciation. Historical cost includes expenditure that is directly attributable to the acquisition of the items.

Subsequent costs are included in the asset's carrying amount or recognised as a separate asset, as appropriate, only when it is probable that future economic benefits associated with the item will flow to the Group and the cost of the item can be measured reliably. The carrying amount of any component accounted for as a separate asset is derecognised when replaced. All other repairs and maintenance are charged to profit or loss during the reporting period in which they are incurred.

Depreciation is calculated using the straight-line method to allocate their cost, net of their residual values of 5% over their estimated useful lives as follows:

Buildings	15–40 years
Machineries	3–15 years
Concrete mixer trucks	5–10 years
Office equipment and vehicles	3–10 years

The assets' residual values and useful lives are reviewed, and adjusted if appropriate, at the end of each reporting period.

An asset's carrying amount is written down immediately to its recoverable amount if the asset's carrying amount is greater than its estimated recoverable amount. Further detail are set out in note 35.7 — impairment of non-financial assets.

Gains and losses on disposals are determined by comparing proceeds with carrying amount. These are included in profit or loss.

Construction-in-progress represents properties under construction and is stated at cost less accumulated impairment losses. This includes cost of construction and other direct costs. Construction-in-progress is not depreciated until such time as the assets are completed and are ready for operational use.

Notes to the Consolidated Financial Statements (Continued)

For the year ended 31 December 2024

15 RIGHT-OF-USE ASSETS

	Land use rights RMB'000	Lease of warehouse and factory premises RMB'000	Total RMB'000
Year ended 31 December 2024			
Opening net book amount	100,815	—	100,815
Transfer from investment properties	2,946	—	2,946
Depreciation charge (note 8)	(3,394)	—	(3,394)
Closing net book amount	100,367	—	100,367
At 31 December 2024			
Cost	121,079	—	121,079
Accumulated depreciation	(20,712)	—	(20,712)
Net book amount	100,367	—	100,367
Year ended 31 December 2023			
Opening net book amount	104,167	380	104,547
Depreciation charge (note 8)	(3,352)	(380)	(3,732)
Closing net book amount	100,815	—	100,815
At 31 December 2023			
Cost	117,287	2,736	120,023
Accumulated depreciation	(16,472)	(2,736)	(19,208)
Net book amount	100,815	—	100,815

Notes to the Consolidated Financial Statements (Continued)

For the year ended 31 December 2024

15 RIGHT-OF-USE ASSETS (continued)

The land use rights represent the Group's interest in leasehold land in the PRC that the Group has made prepayment for the lease of the land. These include various land lots for the office premises and production plants at Jimei district of Xiamen city, Fujian province, the PRC, which are under leases of 20 to 42 years. In addition, the Group holds land use rights in leasehold land in Changjiang city, Hainan Province, the PRC, which are under a lease term of 50 years.

The Group does not have lease liabilities as at 31 December 2024 and 2023.

As at 31 December 2024, land use rights of the Group with a total net book value of RMB100,367,000 (2023: RMB100,815,000) were pledged to secure borrowings of the Group (note 26).

The consolidated statements of comprehensive income and the consolidated statements of cash flows contain the following amounts relating to leases:

	Year ended 31 December	
	2024 RMB'000	2023 RMB'000
(i) Profit or loss:		
Depreciation of right-of-use assets, charged to cost of sales and administrative expenses	3,394	3,732
Rental expense relating to short-term leases, charged to cost of sales and administrative expenses	1,182	1,902
(ii) Cash flow:		
The cash outflow for short-term leases presented as operating activities	1,182	1,902
	1,182	1,902

Notes to the Consolidated Financial Statements (Continued)

For the year ended 31 December 2024

16 INVESTMENT PROPERTIES

	Year ended 31 December	
	2024 RMB'000	2023 RMB'000
Land and buildings, at cost		
Opening net book amount	35,157	36,347
Transferred to right-of-use assets	(2,946)	—
Depreciation charge (note 8)	(1,126)	(1,190)
Closing net book amount	31,085	35,157
As at 31 December:		
Cost	40,760	44,553
Accumulated depreciation	(9,675)	(9,396)
	31,085	35,157

The Group's investment properties were stated at historical cost to the Group less subsequent accumulated depreciation and any accumulated impairment losses at the end of each reporting period.

As at 31 December 2024, investment properties with a net book amount of RMB22,368,000 (2023: RMB32,762,000) were pledged to secure borrowings of the Group (note 26).

(i) Amounts recognised in profit or loss for investment properties

	Year ended 31 December	
	2024 RMB'000	2023 RMB'000
Rental income (note 6)	1,263	2,005
Depreciation of investment properties (note 8)	(1,126)	(1,190)
Direct operating expenses of properties that generated rental income	(100)	(100)

(ii) Presenting cash flows

The Group classifies cash outflows to acquire or construct investment property as investing and rental inflows as operating cash flows.

Notes to the Consolidated Financial Statements (Continued)

For the year ended 31 December 2024

17 INTANGIBLE ASSETS

	Goodwill RMB'000	Software RMB'000	Total RMB'000
Year ended 31 December 2024			
Opening net book amount	39,297	160	39,457
Amortisation charge (note 8)	—	(54)	(54)
Closing net book amount	39,297	106	39,403
At 31 December 2024			
Cost	39,297	480	39,777
Accumulated amortisation	—	(374)	(374)
Net book amount	39,297	106	39,403
Year ended 31 December 2023			
Opening net book amount	39,297	216	39,513
Additions	—	28	28
Amortisation charge (note 8)	—	(84)	(84)
Closing net book amount	39,297	160	39,457
At 31 December 2023			
Cost	39,297	480	39,777
Accumulated amortisation	—	(320)	(320)
Net book amount	39,297	160	39,457

Notes to the Consolidated Financial Statements (Continued)

For the year ended 31 December 2024

17 INTANGIBLE ASSETS (continued)

During the year, the amounts of amortisation expense charged to profit or loss were as follows:

	Year ended 31 December	
	2024	2023
	RMB'000	RMB'000
Amortisation of intangible assets		
— Cost of sales (note 8)	54	84

Impairment test for goodwill

Goodwill was derived from the acquisition of Zhixin Changjiang, which became a subsidiary of the Group, in December 2021. The Company has carried out an impairment review of the carrying amount of goodwill as at 31 December 2024 and have concluded that no provision for impairment is required.

For the purposes of impairment testing, goodwill acquired has been allocated to the lowest level of cash generating units (“CGUs”) identified, which is Zhixin Changjiang, in the segment of tailings recycling and manufacturing of bricks. The recoverable amount of the CGU is determined based on value-in-use calculations. The calculation of the recoverable amount of the CGU uses cash flow projections based on the financial estimates made by management of the Company, with reference to the amount of investments in production facilities and timing of commercial operation of the facilities and the prevailing market conditions, covering a period of five years. The major assumptions adopted in the cash flow projection included: i) revenue growth rate from years 2025 to 2029 at 20.8% (2023: 2.2%) per annum; ii) average gross profit margin of 31% (2023: 48%); and iii) pre-tax discount rate of 13% (2023: 14%).

Notes to the Consolidated Financial Statements (Continued)

For the year ended 31 December 2024

18 FINANCIAL INSTRUMENTS BY CATEGORY

The Group holds the following financial instruments:

	As at 31 December	
	2024	2023
	RMB'000	RMB'000
<i>Financial assets at amortised cost</i>		
Trade receivables (note 20)	465,027	621,727
Other receivables (excluding non-financial assets) (note 21)	22,218	19,523
Restricted bank balance (note 22)	—	500
Cash and bank balances (note 22)	19,036	25,867
	506,281	667,617
<i>Financial liabilities at amortised cost</i>		
Borrowings (note 26)	360,389	435,027
Trade payables (note 25)	299,173	328,505
Other payables and accruals (excluding non-financial liabilities) (note 25)	64,409	64,639
Other payables — non-current (note 31(c))	—	31,035
	723,971	859,206

Notes to the Consolidated Financial Statements (Continued)

For the year ended 31 December 2024

19 INVENTORIES

	As at 31 December	
	2024	2023
	RMB'000	RMB'000
Raw materials	12,702	16,577
Work-in-progress	—	474
Finished goods	7,892	17,019
Less: provision for impairment of inventories	(1,601)	(1,181)
	18,993	32,889

The provision for impairment of inventories is reconciled to the opening balance of that provision as follows:

	Year ended 31 December	
	2024	2023
	RMB'000	RMB'000
As at 1 January	1,181	1,037
Increase in provision recognised in profit or loss during the year	1,130	1,181
Decrease in provision upon sales of inventories	(710)	(1,037)
As at 31 December	1,601	1,181

During the year ended 31 December 2024, the cost of inventories recognised as expense and included in “cost of sales” amounted to RMB368,333,000 (2023: RMB278,015,000).

Accounting policies of inventories

Raw materials, work-in-progress and finished goods are stated at the lower of cost and net realisable value. Cost comprises direct materials, direct labour and an appropriate proportion of variable and fixed overhead expenditure, the latter being allocated on the basis of normal operating capacity. Costs are assigned to individual items of inventory on the basis of weighted average costs at end of each month. Costs of purchased inventory are determined after deducting rebates and discounts. Net realisable value is the estimated selling price in the ordinary course of business less the estimated costs of completion and the estimated costs necessary to make the sale.

Notes to the Consolidated Financial Statements (Continued)

For the year ended 31 December 2024

20 TRADE RECEIVABLES

	As at 31 December	
	2024	2023
	RMB'000	RMB'000
Current:		
Trade receivables	479,913	610,359
Less: provision for impairment	(28,696)	(13,522)
	451,217	596,837
Non-current:		
Retention receivables	16,405	25,725
Less: provision for impairment	(2,595)	(835)
	13,810	24,890
Total	465,027	621,727

Details of the Group's trade receivables are set out in note 3.1(b)(ii) above.

Notes to the Consolidated Financial Statements (Continued)

For the year ended 31 December 2024

20 TRADE RECEIVABLES (continued)

(a) Ageing analysis of trade receivables

The ageing analysis of the trade receivables including retention receivables as at the balance sheet date based on invoice date is as follows:

	As at 31 December	
	2024 RMB'000	2023 RMB'000
Within 1 year	261,204	299,298
1 and 2 years	74,880	196,208
2 and 3 years	99,729	114,428
Over 3 years	60,505	26,150
	496,318	636,084

(b) Impairment of trade receivables

The Group applies the simplified approach to provide for expected credit loss, which is the lifetime expected loss allowance for the trade receivables and retention receivables as prescribed by HKFRS 9. Details of the expected loss rates based on the payment profile of sales are set out in Note 3.1(b)(ii).

The movements in provision for impairment of trade receivables are as follows:

	Year ended 31 December	
	2024 RMB'000	2023 RMB'000
As at 1 January	14,357	13,361
Increase in loss allowance recognised in profit or loss during the year	16,934	996
As at 31 December	31,291	14,357

The carrying amounts of the Group's trade receivables approximated their fair values as at the balance sheet date, and were denominated in RMB.

Notes to the Consolidated Financial Statements (Continued)

For the year ended 31 December 2024

20 TRADE RECEIVABLES (Continued)

(c) Transferred receivables

The carrying amounts of the trade receivables as at 31 December 2024 include receivables amounting to RMB38,061,000 (2023: RMB11,870,000) which were subject to factoring arrangements. Under this arrangement, the Group has transferred the relevant receivables to the factors (banks in the PRC) in exchange for cash and is prevented from selling or pledging the receivables, while the Group retained the risk of late payment and credit risk. The Group therefore continues to recognise the transferred receivables in their entirety in its balance sheet. The amount repayable under the factoring agreement is presented as secured borrowing (note 26). The Group considers that the held to collect business model remains appropriate for these receivables and hence continues measuring them at amortised cost.

21 PREPAYMENTS AND OTHER RECEIVABLES

	As at 31 December	
	2024	2023
	RMB'000	RMB'000
Prepayments for raw materials and operating expenses	12,796	56,784
Rent receivable	4,840	6,871
Refundable deposits receivable	9,285	8,033
Deductible value-added tax ("VAT") recoverable	6,973	6,191
Other receivables	8,093	4,619
Total	41,987	82,498

Notes to the Consolidated Financial Statements (Continued)

For the year ended 31 December 2024

21 PREPAYMENTS AND OTHER RECEIVABLES (continued)

The deposits and other receivables are considered to have a low risk of default and each of the counterparties has a strong capacity to meet its contractual cash flow obligations in the near term. Accordingly, the impairment provision recognised is limited to 12-month expected losses. The Group has assessed that the expected credit losses for these financial assets are not material under the 12-month expected losses method. No loss allowance was recognised during the year. The Group does not hold any collateral in relation to these receivables.

The carrying amounts of the Group's prepayments and other receivables approximated their fair values as at the balance sheet dates, and were denominated RMB.

22 CASH AND BANK BALANCES

	As at 31 December	
	2024	2023
	RMB'000	RMB'000
Cash and cash equivalents		
— Cash on hand and at banks	19,036	25,867
Restricted bank balance	—	500
Total	19,036	26,367

The restricted bank balance was deposits held at banks and pledged for issue of bills payable (note 25).

The cash and bank balances were denominated in the following currencies:

	As at 31 December	
	2024	2023
	RMB'000	RMB'000
RMB	11,635	26,276
HKD	431	89
USD	6,970	2
	19,036	26,367

Notes to the Consolidated Financial Statements (Continued)

For the year ended 31 December 2024

23 SHARE CAPITAL

	Number of ordinary shares	Share capital HKD'000	Share capital RMB'000
Authorised:			
As at 1 January 2024 and 31 December 2024	3,000,000,000	30,000	25,500
Issued:			
As at 1 January 2023 to 31 December 2024	748,000,000	7,480	6,358

24 OTHER RESERVES

	Share premium RMB'000	Capital reserves RMB'000	Statutory reserves RMB'000	Total RMB'000
As at 1 January 2023 to 31 December 2024	220,966	127,135	16,558	364,659

Statutory reserves

Pursuant to the Company Law of the PRC and the articles of association of PRC subsidiaries, the subsidiaries in the PRC are required to appropriate 10% of each year's net profit (after offsetting previous years' losses) to statutory surplus reserve until the fund aggregates to 50% of their registered capital; after the appropriation to statutory surplus reserve, the subsidiaries in the PRC can appropriate profit, subject to respective equity holders' approval, to discretionary surplus reserve.

The appropriation to statutory and discretionary surplus reserves must be made before distribution of dividends to equity holders. These reserves shall only be used to make up for previous years' losses, to expand production operations, or to increase the capital of the respective company. The entities in the PRC may transfer their respective statutory surplus reserves into paid-in capital, provided that the balance of the statutory surplus reserve after such transfer is not less than 25% of the registered capital before the transformation.

Notes to the Consolidated Financial Statements (Continued)

For the year ended 31 December 2024

25 TRADE PAYABLES AND OTHER PAYABLES AND ACCRUALS

	As at 31 December	
	2024	2023
	RMB'000	RMB'000
Trade payables — current		
Trade payables	299,173	328,505
Other payables and accruals — current		
Payables for purchase of property, plant and equipment	31,079	27,785
Amounts due to related parties (note 31(c))	7,919	—
Accrual for operating expenses	10,432	10,592
Other taxes payable excluding income tax liabilities	6,336	6,974
Employee benefits payables	7,138	3,747
Payable for the acquisition of a subsidiary	—	3,000
Payment and advance payment on behalf of others	—	14,284
Others	7,060	8,978
Total other payables and accruals	69,964	75,360
Other payables — non-current		
Amounts due to related parties (note 31(c))	—	31,035
Total	369,137	434,900

The payable for the acquisition of a subsidiary represented the balance amount of consideration arising from the acquisition of Zhixin Environmental Technology (Changjiang) Co., Ltd. in December 2021.

Notes to the Consolidated Financial Statements (Continued)

For the year ended 31 December 2024

25 TRADE PAYABLES AND OTHER PAYABLES AND ACCRUALS (continued)

The ageing analysis of trade payables as at 31 December 2024 based on invoice date is as follows:

	As at 31 December	
	2024	2023
	RMB'000	RMB'000
Within 1 year	246,851	277,987
1–2 years	50,035	41,920
Over 2 years	2,287	8,598
	299,173	328,505

The carrying amounts of trade payables and other payables and accruals approximated their fair values as at the balance sheet dates due to their short-term nature.

Notes to the Consolidated Financial Statements (Continued)

For the year ended 31 December 2024

26 BORROWINGS

	As at 31 December					
	2024 RMB'000	Non- current	Total	2023 RMB'000	Non- current	Total
Bank borrowings						
— Secured	189,637	132,691	322,328	290,480	132,677	423,157
— Factoring borrowings	38,061	—	38,061	11,870	—	11,870
Total borrowings	227,698	132,691	360,389	302,350	132,677	435,027

(a) Bank borrowings

The secured bank borrowings of the Group as at 31 December 2024 were secured by the pledge of assets of the Group as set out below, corporate guarantees provided by certain subsidiaries of the Group, and guarantees from Mr. Ye Zhijie and his spouse, Mr. Huang Wengui and one independent third party credit guarantee corporation.

	As at 31 December	
	2024 RMB'000	2023 RMB'000
<i>Assets of the Group pledged as securities:</i>		
— Property, plant and equipment (note 14)	229,377	243,430
— Construction in progress (note 14)	51,304	5,332
— Right-of-use assets (note 15)	100,367	100,815
— Investment properties (note 16)	22,368	32,762
— Transferred receivables (note 20)	38,061	11,870
Total	441,477	394,209

For the year ended 31 December 2024, the weighted average effective interest rate on bank borrowings was 4.8% (2023: 4.85%) per annum.

The carrying amounts of the Group's bank loans were denominated in RMB.

Notes to the Consolidated Financial Statements (Continued)

For the year ended 31 December 2024

26 BORROWINGS (continued)

(b) Repayment periods

As at 31 December 2024, the Group's borrowings were repayable as follows:

	As at 31 December	
	2024	2023
	RMB'000	RMB'000
Within 1 year	227,698	302,350
Between 1 and 2 years	16,058	9,987
Between 2 and 3 years	19,980	11,058
Over 3 years	96,653	111,632
	360,389	435,027

(c) Undrawn financing facilities

The Group had the following undrawn financing facilities:

	As at 31 December	
	2024	2023
	RMB'000	RMB'000
Bank borrowings, at floating rates		
— Expiring within 1 year	800	15,050
— Expiring between 1 and 2 years	25,550	—
— Expiring between 2 and 3 years	—	—
— Expiring over 3 years	187	187
	26,537	15,237

Notes to the Consolidated Financial Statements (Continued)

For the year ended 31 December 2024

27 DEFERRED INCOME

	As at 31 December	
	2024	2023
	RMB'000	RMB'000
Deferred income on asset-related government grants	12,064	11,135

The government grants were received from the local government as subsidies to the Group's purchase of property, plant and equipment. They were recognised in profit or loss on a straight-line basis over the expected useful lives of the related assets.

The movements of the above deferred income during the year are as follows:

	Year ended 31 December	
	2024	2023
	RMB'000	RMB'000
At beginning of year	11,135	1,836
Additions	2,164	10,158
Credited to profit or loss (note 6)	(1,235)	(859)
At end of year	12,064	11,135

Notes to the Consolidated Financial Statements (Continued)

For the year ended 31 December 2024

28 DEFERRED INCOME TAX

	As at 31 December	
	2024	2023
	RMB'000	RMB'000
Deferred income tax assets	4,454	5,018
Deferred income tax liabilities	(6,234)	(6,722)
	(1,780)	(1,704)

(a) Deferred income tax assets

	As at 31 December	
	2024	2023
	RMB'000	RMB'000
The balance comprises temporary differences attributable to:		
Provision for impairment of inventories and loss allowance of trade receivables	2,249	3,054
Deferred income	1,733	1,723
Tax deductible losses	2,522	2,522
Total deferred income tax assets	6,504	7,299
Set-off of deferred income tax liabilities pursuant to set-off provisions	(2,050)	(2,281)
Net deferred income tax assets	4,454	5,018

Notes to the Consolidated Financial Statements (Continued)

For the year ended 31 December 2024

28 DEFERRED INCOME TAX (continued)

(a) Deferred income tax assets (continued)

The movements in deferred income tax assets are as follows:

	Provision for impairment and loss allowance RMB'000	Deferred income RMB'000	Lease liabilities RMB'000	Tax deductible losses RMB'000	Total RMB'000
At 1 January 2024	3,054	1,723	—	2,522	7,299
(Charged)/credited to profit or loss	(805)	10	—	—	(795)
At 31 December 2024	2,249	1,733	—	2,522	6,504
At 1 January 2023	3,092	352	57	6,681	10,182
(Charged)/credited to profit or loss	(38)	1,371	(57)	(4,159)	(2,883)
At 31 December 2023	3,054	1,723	—	2,522	7,299

Deferred tax assets not recognised

As at 31 December 2023 and 2024, the Group did not recognise deferred income tax assets of certain entities in respect of their respective cumulative tax losses and temporary differences amounting to RMB59,123,000 and RMB 110,520,000 respectively, as it is not probable that future taxable profits and the reversal of the deferred tax liabilities against which the losses can be utilised will be available in the relevant tax jurisdiction and entity.

Notes to the Consolidated Financial Statements (Continued)

For the year ended 31 December 2024

28 DEFERRED INCOME TAX (continued)

(b) Deferred income tax liabilities

	As at 31 December	
	2024	2023
	RMB'000	RMB'000
The balance comprises temporary differences attributable to:		
Right-of-use assets — fair value adjustment	6,131	6,291
Investment property — fair value adjustment	2,153	2,210
Property, plant and equipment — capitalisation of interest in construction in progress	—	502
Total deferred income tax liabilities	8,284	9,003
Set-off of deferred income tax assets pursuant to set-off provisions	(2,050)	(2,281)
Net deferred income tax liabilities	6,234	6,722

The movements in deferred income tax liabilities are as follows:

	Right-of-use assets — fair value adjustment RMB'000	Investment property — fair value adjustment RMB'000	Capitalisation of interest in construction in progress RMB'000	Total RMB'000
At 1 January 2024	6,291	2,210	502	9,003
Credited to profit or loss	(160)	(57)	(502)	(719)
At 31 December 2024	6,131	2,153	—	8,284
At 1 January 2023	10,756	3,777	557	15,090
Credited to profit or loss	(4,465)	(1,567)	(55)	(6,087)
At 31 December 2023	6,291	2,210	502	9,003

Notes to the Consolidated Financial Statements (Continued)

For the year ended 31 December 2024

29 CASH FLOW INFORMATION

(a) Reconciliation of (loss)/profit before income tax to cash generated from operations

	Year ended 31 December	
	2024	2023
	RMB'000	RMB'000
(Loss)/profit before income tax	(74,451)	14,070
Adjustments for		
— Depreciation of property, plant and equipment (note 14)	30,425	24,855
— Amortisation of right-of-use asset (note 15)	3,394	3,732
— Depreciation of investment properties (note 16)	1,126	1,190
— Amortisation of intangible assets (note 17)	54	84
— (Reversal of provision)/Provision for impairment of inventories (note 19)	420	144
— Provision for impairment of receivables (note 20)	16,934	996
— Provision of impairment on property, plant and equipment (note 14)	26,767	2,260
— Finance costs	18,201	16,671
— Amortisation of deferred income (note 27)	(1,235)	(859)
— Foreign exchange gain on operating activities	(61)	(1)
— Losses on disposal of property, plant and equipment	4,603	425
	26,177	63,567
Changes in working capital:		
— Restricted bank balance	500	(499)
— Inventories	13,476	(10,462)
— Trade receivables, prepayments, deposits and other receivables	168,407	35,906
— Contract liabilities	663	2,112
— Trade payables, other payables and accruals	(32,326)	6,553
Net cash generated from operations	176,897	97,177

(b) Proceeds from disposal of property, plant and equipment

	Year ended 31 December	
	2024	2023
	RMB'000	RMB'000
Net book amount (note 14)	6,376	1,451
Losses on disposal (note 7)	(4,603)	(425)
Proceeds from disposal of property, plant and equipment	1,773	1,026

Notes to the Consolidated Financial Statements (Continued)

For the year ended 31 December 2024

29 CASH FLOW INFORMATION (continued)

(c) Reconciliation of liabilities arising from financing activities

	Borrowings and interest payable due within 1 year RMB'000	Borrowings and interest payable due after 1 year RMB'000	Amounts due to related parties RMB'000	Total RMB'000
Total debt as at 1 January 2024	302,719	132,891	31,035	466,645
Cash flows — principal	(77,768)	15,000	(23,116)	(85,884)
Cash flows — interest	(7,897)	(11,375)	—	(19,272)
Other non-cash movements — interest expenses	7,815	11,585	—	19,400
Other non-cash movements — factoring borrowings	(11,870)	—	—	(11,870)
Reclassification	14,986	(14,986)	—	—
Total debt as at 31 December 2024	227,985	133,115	7,919	369,019
Total debt as at 1 January 2023	257,815	186,616	44,502	488,933
Cash flows — principal	15,149	4,969	(13,467)	6,651
Cash flows — interest	(13,082)	(7,678)	—	(20,760)
Other non-cash movements — interest expenses	13,023	7,484	—	20,507
Other non-cash movements — factoring borrowings	(28,686)	—	—	(28,686)
Reclassification	58,500	(58,500)	—	—
Total debt as at 31 December 2023	302,719	132,891	31,035	466,645

30 COMMITMENTS

(a) Capital commitments

Significant capital expenditure commitments are set out below:

	As at 31 December 2024 RMB'000	2023 RMB'000
Contracted but not provided for: — Property, plant and equipment	115,447	463,181
Authorised but not provided for: — Property, plant and equipment	288,805	—
Total	404,252	463,181

Notes to the Consolidated Financial Statements (Continued)

For the year ended 31 December 2024

31 RELATED PARTY TRANSACTIONS

Parties are considered to be related if one party has the ability, directly or indirectly, to control the other party or exercise significant influence over the other party in making financial and operation decisions. Parties are also considered to be related if they are subject to common control.

(a) Names and relationship with related parties

The following individuals/entities are related parties of the Group that had balances and/or transactions with the Group as at/during the year ended 31 December 2024.

Name of related parties	Relationship
Mr. Ye Zhijie	Controlling shareholder and Chairman
Mr. Huang Wengui	Major shareholder and Executive director
Mr. Huang Kaining	Director
Xiamen Jichang Construction Engineering Co., Ltd. ("Ji Chang")	A Company controlled by brother of Mr. Ye Zhijie
Xiamen Yaohe Trading Co., Ltd. ("Yao He")	A Company controlled by Mr. Huang Wengui
Xiamen Guishun Logistics Limited ("Gui Shun")	A Company controlled by Mr. Huang Wengui
Ms. Du Lifang	Close family member of Mr. Ye Zhijie

(b) Transactions with related parties

Save as disclosed elsewhere in these financial statements, during the year ended 31 December 2024, the Group had the following transactions with related parties:

	Year ended 31 December	
	2024	2023
	RMB'000	RMB'000
(Repayment to)/advance from related parties		
— Mr. Ye Zhijie	(23,116)	(20,839)
— Mr. Huang Kaining	—	7,372
	(23,116)	(13,467)

Notes to the Consolidated Financial Statements (Continued)

For the year ended 31 December 2024

31 RELATED PARTY TRANSACTIONS (continued)

(c) Balances with related parties

	As at 31 December	
	2024	2023
	RMB'000	RMB'000
Other payables — current		
— Mr. Ye Zhijie	547	—
— Mr. Huang Kaining	7,372	—
	7,919	—
Other payables — non-current		
— Mr. Ye Zhijie	—	23,663
— Mr. Huang Kaining	—	7,372
	—	31,035

The amounts due to Mr. Ye Zhijie and Mr. Huang Kaining as at 31 December 2024 and 2023 represented advances from the shareholders to supplement the working capital needs of the Group. The amounts as at 31 December 2024 were unsecured, interest free and repayable on demand, while the amounts as at 31 December 2023 were repayable more than one year from 31 December 2023.

(d) Key management compensation

Key management includes Chairman, Executive Directors and senior management of the Group.

The compensation paid or payable to the key management during the year ended 31 December 2024 including those paid to the executive directors which has been disclosed in note 32, are shown as below.

	Year ended 31 December	
	2024	2023
	RMB'000	RMB'000
Salaries and bonus	5,201	2,697
Contribution to pension plan	140	187
	5,341	2,884

Notes to the Consolidated Financial Statements (Continued)

For the year ended 31 December 2024

32 BENEFITS AND INTERESTS OF DIRECTORS

Remuneration of every director during the year ended 31 December 2024 was as follows:

Name of Directors	Fees RMB'000	Salaries RMB'000	Discretionary bonus RMB'000	Contribution to pension plan RMB'000	Total RMB'000
Year ended 31 December 2024					
Chairman:					
Mr. Ye Zhijie	561	414	—	—	975
Executive directors:					
Mr. Huang Wengui	153	660	1,717	39	2,569
Mr. Qiu Limiao	102	67	20	19	208
Mr. Ye Dan	102	403	250	41	796
Mr. Huang Kaining	102	180	—	41	323
Mr. Lai Quanshui	153	—	—	—	153
Independent non-executive directors:					
Ms. Wong Tuen Sau	153	—	—	—	153
Mr. Cai Huinong	82	—	—	—	82
Mr. Jiang Qinjian	82	—	—	—	82
	1,490	1,724	1,987	140	5,341

Notes to the Consolidated Financial Statements (Continued)

For the year ended 31 December 2024

32 BENEFITS AND INTERESTS OF DIRECTORS (continued)

Name of Directors	Fees RMB'000	Salaries RMB'000	Discretionary bonus RMB'000	Contribution to pension plan RMB'000	Total RMB'000
Year ended 31 December 2023					
Chairman:					
Mr. Ye Zhijie	561	415	—	—	976
Executive directors:					
Mr. Huang Wengui	153	601	—	38	792
Mr. Qiu Limiao	102	283	—	39	424
Mr. Ye Dan	102	118	—	19	239
Mr. Huang Kaining	102	361	—	39	502
Mr. Lai Quanshui	115	—	—	—	115
Independent non-executive directors:					
Ms. Wong Tuen Sau	153	—	—	—	153
Mr. Cai Huinong	82	—	—	—	82
Mr. Jiang Qinjian	82	—	—	—	82
	1,452	1,778	—	135	3,365

The remuneration shown above represented remuneration received and receivable from the Group by these executive directors in their capacity as employees or/and directors of the companies now comprising the Group. No emoluments have been paid by the Group to the directors as an inducement to join or upon joining the Group or as compensation for loss of office or no directors waived or agreed to waive any emoluments during the years ended 31 December 2024 and 2023.

There were no retirement and termination benefits paid to any director during the years ended 31 December 2024 and 2023.

During the years ended 31 December 2024 and 2023, there was no consideration to third parties for making available director's services.

Save as disclosed in note 31, there were no loans, quasi-loans and other dealings entered into between the Group and the directors and in favour of the directors as at 31 December 2024 and 2023, or at any time during the years ended 31 December 2024 and 2023.

Other than those disclosed in note 31, no significant transactions, arrangements and contracts in relation to the Group's business to which the Company was a party and in which a director of the Company had a material interest, whether directly or indirectly, subsisted as at 31 December 2024 and 2023 or at any time during the years ended 31 December 2024 and 2023.

Notes to the Consolidated Financial Statements (Continued)

For the year ended 31 December 2024

33 SUBSIDIARIES

The subsidiaries of the Group as at 31 December 2024 are as follows:

Company name	Date of incorporation	Country/Place of incorporation/ establishment	Registered/ Issued and paid-up capital	Effective interest held as at 31 December		Principal activities and principal country of operation
				2024	2023	
<i>Directly hold:</i>						
Zhixin Enterprises Limited	20 November 2018	BVI, limited liability company	HKD1	100%	100%	Investment holding in BVI
<i>Indirectly hold:</i>						
Zhixin Group (HK) Limited	13 December 2018	Hong Kong, limited liability company	HKD1	100%	100%	Investment holding in Hong Kong
Pakhim Chen (Hong Kong) Limited	3 October 2018	Hong Kong, limited liability company	HKD100	100%	100%	Investment holding in Hong Kong
Xiamen Zhixin Construction Material Co., Ltd.* 廈門智欣建材集團有限公司	19 April 2007	PRC, wholly foreign owned enterprise under PRC law	RMB100,000,000	100%	100%	Manufacturing, processing and sale of ready-mixed concrete in mainland China
Xiamen Zhixin Logistics Co., Ltd.* 廈門智欣物流有限公司	27 December 2012	PRC, registered as limited liability company under PRC law	RMB5,000,000	100%	100%	Logistics business in mainland China
Xiamen Zhixin Construction Technology Co., Ltd. 廈門智欣建工科技有限公司	2 November 2010	PRC, registered as limited liability company under PRC law	RMB200,000,000	100%	100%	Manufacturing and sale of precast concrete components in mainland China

Notes to the Consolidated Financial Statements (Continued)

For the year ended 31 December 2024

33 SUBSIDIARIES (continued)

Company name	Date of incorporation	Country/Place of incorporation/ establishment	Registered/ Issued and paid-up capital	Effective interest held as at 31 December		Principal activities and principal country of operation
				2024	2023	
Zhixin Environmental Technology (Changjiang) Co., Ltd.* 智欣環保科技(昌江)有限公司	22 November 2011	PRC, registered as limited liability company under PRC law	RMB155,810,000	100%	100%	Tailings recycling in mainland China
Xiamen Zhixin New Materials Co., Ltd.* 廈門智欣新材料有限公司	9 October 2024	PRC, registered as limited liability company under PRC law	RMB43,437,900	100%	100%	Manufacturing of cement products, lightweight building materials, and new construction materials in mainland China
Zhixin New Energy Technology (Longyan) Co., Ltd.* 智欣新能源科技(龍岩)有限公司	21 August 2023	PRC, registered as limited liability company under PRC law	RMB20,000,000	100%	100%	Manufacturing of photovoltaic equipment, semiconductor devices, and new construction materials in mainland China

* The names of the companies are in Chinese and the English names are the translations for reference purpose.

Notes to the Consolidated Financial Statements (Continued)

For the year ended 31 December 2024

34 STATEMENT OF FINANCIAL POSITION AND ACCUMULATED LOSSES AND OTHER RESERVE MOVEMENTS OF THE COMPANY

(a) Statement of financial position of the Company

	As at 31 December 2024 RMB'000	2023 RMB'000
ASSETS		
Non-current assets		
Interests in a subsidiary	293,783	302,581
Current assets		
Other receivables and prepayments	43	43
Cash and bank balances	536	52
Total current assets	579	95
Total assets	294,362	302,676
EQUITY		
Share capital	6,358	6,358
Other reserves	318,635	318,635
Accumulated losses	(36,869)	(31,818)
Total equity	288,124	293,175
LIABILITIES		
Non-current liabilities		
Other payables	—	8,179
Current liabilities		
Other payables and accruals	6,238	1,322
Total liabilities	6,238	9,501
Total equity and liabilities	294,362	302,676

The statement of financial position of the Company was approved by the board of directors of the Company on 28 March 2025 and was signed on its behalf by:

Ye Zhijie
Director

Huang Wengui
Director

Notes to the Consolidated Financial Statements (Continued)

For the year ended 31 December 2024

34 STATEMENT OF FINANCIAL POSITION AND ACCUMULATED LOSSES AND OTHER RESERVE MOVEMENTS OF THE COMPANY (continued)

(b) Accumulated losses and other reserves movements of the Company

Movement in accumulated losses of the company is as follows:

	2024 RMB'000	2023 RMB'000
As at 1 January	82,131	72,053
Comprehensive income (Loss)/Profit for the year	(75,199)	10,078
As at 31 December	6,932	82,131

Other reserves of the company are as follows:

	Share premium RMB'000	Capital reserve RMB'000	Total RMB'000
At 1 January 2024 and 31 December 2024	220,966	97,669	318,635
At 1 January 2023 and 31 December 2023	220,966	97,669	318,635

Notes to the Consolidated Financial Statements (Continued)

For the year ended 31 December 2024

35 SUMMARY OF OTHER POTENTIALLY MATERIAL ACCOUNTING POLICIES

35.1 Principles of consolidation

Subsidiaries are all entities (including structured entities) over which the Group has control. The Group controls an entity when the Group is exposed to, or has rights to, variable returns from its involvement with the entity and has the ability to affect those returns through its power to direct the activities of the entity. Subsidiaries are fully consolidated from the date on which control is transferred to the Group. They are deconsolidated from the date that control ceases.

The acquisition method of accounting is used to account for business combinations by the Group.

Intercompany transactions, balances and unrealised gains on transactions between group companies are eliminated. Unrealised losses are also eliminated unless the transaction provides evidence of an impairment of the transferred asset. Accounting policies of subsidiaries are consistent with the policies adopted by the Group.

35.2 Separate financial statements

Investments in subsidiaries are accounted for at cost less impairment. Cost includes direct attributable costs of investment. The results of subsidiaries are accounted for by the Company on the basis of dividend received and receivable.

Impairment testing of the investments in subsidiaries is required upon receiving a dividend from these investments if the dividend exceeds the total comprehensive income of the subsidiary in the period the dividend is declared or if the carrying amount of the investment in the separate financial statements exceeds the carrying amount in the consolidated financial statements of the investee's net assets including goodwill.

35.3 Segment reporting

Operating segments are reported in a manner consistent with the internal reporting provided to the chief operating decision maker.

The chief operating decision maker of the Company assesses the financial performance and position of the Group and makes strategic decisions. The chief operating decision maker of the Group consists of the executive directors and the chief financial officer.

Notes to the Consolidated Financial Statements (Continued)

For the year ended 31 December 2024

35 SUMMARY OF OTHER POTENTIALLY MATERIAL ACCOUNTING POLICIES (continued)

35.4 Foreign currency translation

(i) Functional and presentation currency

Items included in the financial statements of each of the Group's entities are measured using the currency of the primary economic environment in which the entity operates ("the functional currency"). Majority of the subsidiaries of the Group operate in the PRC and their functional currency is RMB. The consolidated financial statements are presented in RMB, which is the Company's functional and the Group's presentation currency.

(ii) Transactions and balances

Foreign currency transactions are translated into the functional currency using the exchange rates at the dates of the transactions. Foreign exchange gains and losses resulting from the settlement of such transactions and from the translation of monetary assets and liabilities denominated in foreign currencies at year end exchange rates are generally recognised in profit or loss.

Foreign exchange gains and losses that relate to borrowings are presented in the consolidated statement of profit or loss, within finance costs. All other foreign exchange gains and losses are presented in the consolidated statement of comprehensive income on a net basis within other (losses)/gains.

Non-monetary items that are measured at fair value in a foreign currency are translated using the exchange rates at the date when the fair value was determined. Translation differences on assets and liabilities carried at fair value are reported as part of the fair value gain or loss. For example, translation differences on non-monetary assets and liabilities such as equities held at fair value through profit or loss are recognised in profit or loss as part of the fair value gain or loss and translation differences on non-monetary assets such as equities classified as fair value through other comprehensive income are recognised in other comprehensive income.

Notes to the Consolidated Financial Statements (Continued)

For the year ended 31 December 2024

35 SUMMARY OF OTHER POTENTIALLY MATERIAL ACCOUNTING POLICIES

(continued)

35.5 Investment properties

Investment properties, principally comprising buildings and land use right, are held for long-term rental yields and are not occupied by the Group. Investment properties are initially measured at cost, including related transaction costs and where applicable borrowing costs. Subsequently, investment properties are stated at cost less subsequent accumulated depreciation and any accumulated impairment losses. Depreciation is recognised so as to write off the cost of investment properties over their estimated useful lives and after taking into account of their estimated residual value, using the straight-line method. The estimated useful lives are from 20 to 50 years.

35.6 Intangible assets

(i) Goodwill

Goodwill on acquisitions of a subsidiary is included in intangible assets. Goodwill is not amortised but it is tested for impairment annually, or more frequently if events or changes in circumstances indicate that it might be impaired, and is carried at cost less accumulated impairment losses. Gains and losses on the disposal of an entity include the carrying amount of goodwill relating to the entity sold.

(ii) Computer software

Acquired computer software licences are capitalised on the basis of the costs incurred to acquire and bring the specific software into usage. The Group's intangible assets mainly comprise production management system software licences which are amortised using the straight-line method over an estimated useful life of 10 years. In determining the estimated useful lives, unlimited license period and actual economic lives are considered.

35.7 Impairment of non-financial assets

Other than goodwill and intangible assets that have an indefinite useful life, non-financial assets are tested for impairment whenever events or changes in circumstances indicate that the carrying amount may not be recoverable. An impairment loss is recognised for the amount by which the asset's carrying amount exceeds its recoverable amount. The recoverable amount is the higher of an asset's fair value less costs of disposal and value in use. For the purposes of assessing impairment, assets are grouped at the lowest levels for which there are separately identifiable cash inflows which are largely independent of the cash inflows from other assets or groups of assets (cash-generating units). Non-financial assets other than goodwill that suffered an impairment are reviewed for possible reversal of the impairment at the end of each reporting period.

Notes to the Consolidated Financial Statements (Continued)

For the year ended 31 December 2024

35 SUMMARY OF OTHER POTENTIALLY MATERIAL ACCOUNTING POLICIES

(continued)

35.8 Financial assets

(i) Classification

The Group classifies its financial assets in the following measurement categories:

- those to be measured at amortised cost.

The classification depends on the entity's business model for managing the financial assets and the contractual terms of the cash flows.

The Group reclassifies debt investments when and only when its business model for managing those assets changes.

(ii) Recognition and derecognition

Regular way purchases and sales of financial assets are recognised on trade-date, the date on which the Group commits to purchase or sell the asset. Financial assets are derecognised when the rights to receive cash flows from the financial assets have expired or have been transferred and the Group has transferred substantially all the risks and rewards of ownership.

(iii) Impairment

The Group assesses on a forward-looking basis the expected credit loss associated with its debt instruments carried at a amortised cost. The impairment methodology applied depends on whether there has been a significant increase in credit risk. Note 3 details how the Group determines whether there has been a significant increase in credit risk.

Expected credit losses are a probability-weighted estimation of credit losses (i.e., the present value of all cash shortfalls) over the expected life of the financial assets.

The Group has the following types of assets that are subject to HKFRS 9's expected credit loss model:

- trade receivables
- other receivables
- cash and bank balance
- restricted bank balance

Notes to the Consolidated Financial Statements (Continued)

For the year ended 31 December 2024

35 SUMMARY OF OTHER POTENTIALLY MATERIAL ACCOUNTING POLICIES (continued)

35.8 Financial assets (continued)

(iii) Impairment (continued)

While cash and bank balances, restricted bank balance and other receivables are also subject to the impairment requirements of HKFRS 9, the identified impairment loss was immaterial.

For trade receivables with no significant financing component, the Group applies simplified approach permitted by HKFRS 9, which requires expected lifetime losses to be recognised from initial recognition of the assets. The provision matrix is determined based on historical observed default rates over the expected life of the trade receivables with similar risk characteristics and is adjusted for forward-looking estimates. At every reporting date the historical observed default rates are updated and changes in the forward-looking estimates are analysed.

Impairment on cash and bank balances, restricted bank balance and other receivables are measured as lifetime expected credit losses if a significant increase in credit risk of a receivable has occurred since initial recognition.

If, in a subsequent period, the amount of the impairment loss decreases and the decrease can be related objectively to an event occurring after the impairment was recognised, the reversal of the previously recognised impairment loss is recognised in the consolidated statements of comprehensive income.

35.9 Trade receivables

Trade receivables are amounts due from customers for products sold or services rendered in the ordinary course of business. If collection of trade receivables is expected in one year or less (or in the normal operating cycle of business if longer), they are classified as current assets. If not, they are presented as non-current assets.

Trade receivables are initially recognised at the amount of consideration that is unconditional unless they contain significant financing components, when they are recognised at fair value. The Group holds the trade receivables with the objective to collect the contractual cash flows and therefore measures them subsequently at amortised cost using the effective interest method. See note 35.8 for a description of the Group's impairment policies.

Notes to the Consolidated Financial Statements (Continued)

For the year ended 31 December 2024

35 SUMMARY OF OTHER POTENTIALLY MATERIAL ACCOUNTING POLICIES

(continued)

35.10 Cash and cash equivalents

For the purpose of presentation in the consolidated statement of cash flows, cash and cash equivalents includes cash on hand and deposits held at call with financial institutions.

Ordinary shares are classified as equity.

Incremental costs directly attributable to the issue of new shares or options are shown in equity as a deduction, net of tax, from the proceeds.

35.11 Trade and other payables

Trade payables represent liabilities for products and services provided to the Group prior to the end of the reporting period which are unpaid. Trade and other payables are presented as current liabilities if payment is due within 12 months. If not, they are presented as non-current liabilities. They are recognised initially at their fair value and subsequently measured at amortised cost using the effective interest method.

35.12 Borrowings

Borrowings are initially recognised at fair value, net of transaction costs incurred. Borrowings are subsequently measured at amortised cost. Any difference between the proceeds (net of transaction costs) and the redemption amount is recognised in profit or loss over the period of the borrowings using the effective interest method. Fees paid on the establishment of loan facilities are recognised as transaction costs of the loan to the extent that it is probable that some or all of the facilities will be drawn down. In this case, the fee is deferred until the draw down occurs. To the extent there is no evidence that it is probable that some or all of the facilities will be drawn down, the fee is capitalised as a prepayment for liquidity services and amortised over the period of the facility to which it relates.

Borrowings are removed from the consolidated statement of financial position when the obligation specified in the contract is discharged, cancelled or expired. The difference between the carrying amount of a financial liability that has been extinguished or transferred to another party and the consideration paid, including any non-cash assets transferred or liabilities assumed, is recognised in profit or loss as finance costs.

Borrowings are classified as current liabilities unless the Group has an unconditional right to defer settlement of the liability for at least 12 months after the reporting period.

Notes to the Consolidated Financial Statements (Continued)

For the year ended 31 December 2024

35 SUMMARY OF OTHER POTENTIALLY MATERIAL ACCOUNTING POLICIES

(continued)

35.13 Borrowing costs

General and specific borrowing costs that are directly attributable to the acquisition, construction or production of a qualifying asset are capitalised during the period of time that is required to complete and prepare the asset for its intended use or sale. Qualifying assets are assets that necessarily take a substantial period of time to get ready for their intended use or sale.

Investment income earned on the temporary investment of specific borrowings pending their expenditure on qualifying assets is deducted from the borrowing costs eligible for capitalisation.

35.14 Current and deferred income tax

The income tax expense or credit for the period is the tax payable on the current period's taxable income based on the applicable income tax rate for each jurisdiction adjusted by changes in deferred tax assets and liabilities attributable to temporary differences and to unused tax losses.

(i) Current income tax

The current income tax charge is calculated on the basis of the tax laws enacted or substantively enacted at the end of the reporting period in the countries where the Company's subsidiaries operate and generate taxable income. Management periodically evaluates positions taken in tax returns with respect to situations in which applicable tax regulation is subject to interpretation. It establishes provisions where appropriate on the basis of amounts expected to be paid to the tax authorities.

(ii) Deferred income tax

Deferred income tax is provided in full, using the liability method, on temporary differences arising between the tax bases of assets and liabilities and their carrying amounts in the consolidated financial statements. Deferred income tax is also not accounted for if it arises from initial recognition of an asset or liability in a transaction other than a business combination that at the time of the transaction affects neither accounting nor taxable profit or loss. Deferred income tax is determined using tax rates (and laws) that have been enacted or substantially enacted by the end of the reporting period and are expected to apply when the related deferred income tax asset is realised.

Deferred tax assets are recognised only if it is probable that future taxable amounts will be available to utilise those temporary differences and losses.

Deferred tax liabilities and assets are not recognised for temporary differences between the carrying amount and tax bases of investments in foreign operations where the Company is able to control the timing of the reversal of the temporary differences and it is probable that the differences will not reverse in the foreseeable future.

Notes to the Consolidated Financial Statements (Continued)

For the year ended 31 December 2024

35 SUMMARY OF OTHER POTENTIALLY MATERIAL ACCOUNTING POLICIES

(continued)

35.14 Current and deferred income tax (continued)

(iii) Offsetting deferred income tax

Deferred tax assets and liabilities are offset when there is a legally enforceable right to offset current tax assets and liabilities and when the deferred tax balances relate to the same taxation authority. Current tax assets and tax liabilities are offset where the entity has a legally enforceable right to offset and intends either to settle on a net basis, or to realise the asset and settle the liability simultaneously.

35.15 Employee benefits

(i) Short-term obligations

Liabilities for wages and salaries, including non-monetary benefits and accumulating sick leave that are expected to be settled wholly within 12 months after the end of the period in which the employees render the related service are recognised in respect of employees' services up to the end of the reporting period and are measured at the amounts expected to be paid when the liabilities are settled. The liabilities are presented as current employee benefit obligations in the consolidated statement of financial position.

(ii) Pension obligations

The Group operates defined contribution pension plans. In accordance with the rules and regulations in the PRC, the PRC based employees of the Group participate in various defined contribution retirement benefit plans organized by the relevant municipal and provincial governments in the PRC under which the Group and the PRC based employees are required to make monthly contributions to these plans calculated as a percentage of the employees' salaries. The municipal and provincial governments undertake to assume the retirement benefit obligations of all existing and future retired PRC based employees' payable under the plans described above. Other than the monthly contributions, the Group has no further obligation for the payment of retirement and other post-retirement benefits of its employees. The assets of these plans are held separately from those of the Group in independently administrated funds managed by the governments. During the years ended 31 December 2023 and 2024, there were no contributions forfeited by the Group on behalf of its employees who leave the plan prior to vesting fully in such contribution, nor had there been any utilisation of such forfeited contributions to reduce future contributions. As at 31 December 2023 and 2024, no forfeited contributions were available for utilisation by the Group to reduce the existing level of contributions as described in paragraph 26(2) of Appendix 16 to the Listing Rules.

The Group's contributions to the defined contribution retirement scheme are expensed as incurred.

Notes to the Consolidated Financial Statements (Continued)

For the year ended 31 December 2024

35 SUMMARY OF OTHER POTENTIALLY MATERIAL ACCOUNTING POLICIES

(continued)

35.15 Employee benefits (continued)

(iii) Housing funds, medical insurances and other social insurances

Employees of the Group in the PRC are entitled to participate in various government-supervised housing funds, medical insurances and other social insurance plan. The Group contributes on a monthly basis to these funds based on certain percentages of the salaries of the employees, subject to certain ceiling. The Group's liability in respect of these funds is limited to the contributions payable in each year. Contributions to the housing funds, medical insurances and other social insurances are expensed as incurred.

35.16 Interest income

Interest income on financial assets at amortised cost calculated using the effective interest method is recognised in the consolidated statement of comprehensive income as part of finance income.

Interest income is calculated by applying the effective interest rate to the gross carrying amount of a financial asset except for financial assets that subsequently become credit-impaired. For credit-impaired financial assets the effective interest rate is applied to the net carrying amount of the financial asset (after deduction of the loss allowance).

35.17 Leases

The Group leases land and properties as lessee. Rental contracts of properties are typically made for fixed periods of 1 to 3 years. Lease terms are negotiated on an individual basis and contain a wide range of different terms and conditions.

Leases are recognised as a right-of-use asset and a corresponding liability at the date at which the leased asset is available for use by the Group. Each lease payment is allocated between the liability and finance cost. The finance cost is charged to profit or loss over the lease period so as to produce a constant periodic rate of interest on the remaining balance of the liability for each period. The right-of-use asset is depreciated over the shorter of the asset's useful life and the lease term on a straight-line basis.

Notes to the Consolidated Financial Statements (Continued)

For the year ended 31 December 2024

35 SUMMARY OF OTHER POTENTIALLY MATERIAL ACCOUNTING POLICIES

(continued)

35.17 Leases (continued)

Assets and liabilities arising from a lease are initially measured on a present value basis. Lease liabilities include the net present value of the following lease payments:

- fixed payments (including in-substance fixed payments), less any lease incentives receivable
- variable lease payment that are based on an index or a rate, initially measured using the index or rate as at the commencement date
- amounts expected to be payable by the Group under residual value guarantees
- the exercise price of a purchase option if the Group is reasonably certain to exercise that option, and
- payments of penalties for terminating the lease, if the lease term reflects the group exercising that option

The lease payments are discounted using the Group's incremental borrowing rate.

Right-of-use assets are measured at cost comprising the following:

- the amount of the initial measurement of lease liability
- any lease payments made at or before the commencement date less any lease incentives received
- any initial direct costs, and
- restoration costs.

Right-of-use assets are generally depreciated over the shorter of the asset's useful life and the lease term on a straight-line basis. If the Group is reasonably certain to exercise a purchase option, the right-of-use asset is depreciated over the underlying asset's useful life. While the Group revalues its land and buildings that are presented within property, plant and equipment, it has chosen not to do so for the right-of-use buildings held by the Group.

Notes to the Consolidated Financial Statements (Continued)

For the year ended 31 December 2024

35 SUMMARY OF OTHER POTENTIALLY MATERIAL ACCOUNTING POLICIES

(continued)

35.17 Leases (continued)

Payments associated with short-term leases are recognised on a straight-line basis as an expense in profit or loss. Short-term leases are leases with a lease term of 12 months or less.

Lease income from operating leases where the Group is a lessor is recognised in income on a straight-line basis over the lease term. Initial direct costs incurred in obtaining an operating lease are added to the carrying amount of the underlying asset and recognised as expense over the lease term on the same basis as lease income. The respective leased assets are included in the consolidated statement of financial position based on their nature. The Group did not need to make any adjustments to the accounting for assets held as lessor as a result of adopting the new leasing standard.

Land use rights

All land in the PRC is state-owned or collectively-owned and no individual land ownership right exists. The Group acquired the rights to use certain land. The premiums paid for such rights are recorded as right-of-use assets, and are amortised over the lease/land use right periods of 20–50 years using the straight-line method.

35.18 Dividend distribution

Dividend distribution to the Company's shareholders is recognised as a liability in the Group's financial statements in the period in which the dividends are approved by the Company's shareholders or directors, where appropriate.

35.19 Government grants

Grants from the government are recognised at their fair value where there is a reasonable assurance that the grant will be received, and the Group will comply with all attached conditions.

Government grants relating to costs are deferred and recognised in profit or loss over the period necessary to match them with the costs that they are intended to compensate.

Government grants relating to the purchase of property, plant and equipment are included in non-current liabilities as deferred income and are credited to profit or loss on a straight-line basis over the expected useful lives of the related assets.

Five-year Financial Summary

	2024 RMB'000	Year ended 31 December			
		2023 RMB'000	2022 RMB'000	2021 RMB'000	2020 RMB'000
Revenue	580,370	512,770	634,152	765,088	784,902
Cost of sales	(525,992)	(408,580)	(576,727)	(660,828)	(632,397)
Gross profit	54,378	104,190	57,425	104,260	152,505
Other income	10,895	4,922	19,529	20,764	4,945
Other (losses)/gains — net	(8,053)	(36)	(1,073)	(2,313)	171
Selling expenses	(13,850)	(23,072)	(20,878)	(19,636)	(22,033)
Administrative expenses	(82,722)	(54,289)	(42,443)	(43,579)	(30,242)
(Loss on)/reversal of financial assets impairment	(16,934)	(996)	(1,560)	(3,464)	239
Listing expenses	—	—	—	(9,520)	(6,379)
Operating profit	(56,286)	30,719	11,000	46,512	99,206
Finance income	36	22	127	215	82
Finance costs	(18,201)	(16,671)	(13,259)	(13,217)	(13,667)
Finance costs — net	(18,165)	(16,649)	(13,132)	(13,002)	(13,585)
Profit/(Loss) before income tax	(74,451)	14,070	(2,132)	33,510	85,621
Income tax credit/(expense)	(748)	(3,992)	3,385	(13,112)	(22,998)
Profit/(Loss) for the year	(75,199)	10,078	1,253	20,398	62,623
	2024 RMB'000	As at 31 December			
		2023 RMB'000	2022 RMB'000	2021 RMB'000	2020 RMB'000
Assets, liabilities and equity					
Total assets	1,132,654	1,352,247	1,385,099	1,248,933	808,323
Total liabilities	754,705	899,099	942,029	807,116	641,354
Total equity	377,949	453,148	443,070	441,817	166,969

Glossary

“Articles of Association” or “Articles”	the second amended and restated articles of association of the Company adopted on 27 June 2023, which is uploaded onto the Company’s website, as amended from time to time
“Audit Committee”	the audit committee of the Board
“Board”	the board of Directors
“BVI”	the British Virgin Islands
“CG Code”	the Corporate Governance Code as set out in Appendix C1 to the Listing Rules
“China” or “PRC”	the People’s Republic of China, which, for the purpose of this report, shall exclude Hong Kong, the Macau Special Administrative Region of the PRC and Taiwan
“Companies Act”	the Companies Act of the Cayman Islands
“Company”	Zhixin Group Holding Limited, an exempted company incorporated in the Cayman Islands with limited liability on 14 November 2018
“Director(s)”	the director(s) of the Company
“EIT”	enterprise income tax in the PRC
“ESG”	Environmental, Social and Governance
“FY2023”	the financial year ended 31 December 2023
“FY2024”, “Reporting Period” or “Year”	the financial year ended 31 December 2024
“Group”, “we” or “us”	the Company and its subsidiaries
“HK\$”	Hong Kong dollars, the lawful currency of Hong Kong
“Hong Kong”	the Hong Kong Special Administrative Region of the PRC
“Listing”	the listing of the Shares on the Main Board of the Stock Exchange on the Listing Date
“Listing Date”	26 March 2021, the date on which dealing in the Shares first commenced on the Stock Exchange

Glossary (Continued)

“Listing Rules”	the Rules Governing the Listing of Securities on the Stock Exchange, as amended, supplemented or modified from time to time
“Memorandum”	the memorandum of association of the Company conditionally adopted on 4 March 2021 and as amended from time to time
“Model Code”	the Model Code for Securities Transactions by Directors of Listed Issuers as set out in Appendix C3 to the Listing Rules
“Nomination Committee”	the nomination committee of the Board
“PC component(s)”	precast concrete component(s)
“Prospectus”	the prospectus of the Company dated 16 March 2021
“Remuneration Committee”	the remuneration committee of the Board
“Reorganisation”	the reorganisation of the Group in relation to the Listing, details of which are set out in Note 1 to the Consolidated Financial Statements
“RMB”	Renminbi, the lawful currency of the PRC
“SFO”	Securities and Futures Ordinance (Cap. 571 of the Laws of Hong Kong), as amended, supplemented or modified from time to time
“Share(s)”	ordinary share(s) of HK\$0.01 each in the share capital of the Company
“Shareholder(s)”	holder(s) of the Share(s)
“Share Offering”	the initial public offering of the Shares pursuant to the terms of the Prospectus
“Strategy Committee”	the strategy committee of the Board
“Stock Exchange”	The Stock Exchange of Hong Kong Limited
“Zhixin Environmental Technology”	Zhixin Environmental Technology (Changjiang) Co., Ltd. (智欣環保科技(昌江)有限公司, previously named REIT Mingsheng Environment Building Materials (Changjiang) Co., Ltd. (瑞圖明盛環保建材(昌江)有限公司), a company incorporated in the PRC with limited liability
“%”	per cent.