

Snack Empire Holdings Limited

快餐帝國控股有限公司

(Incorporated in the Cayman Islands with limited liability)

Stock Code: 1843

2025/2026 INTERIM REPORT



CONTENTS

Corporate Information

2

Management Discussion and Analysis

3

Corporate Governance and Other
Information

13

Condensed Consolidated Statement of
Comprehensive Income

17

Condensed Consolidated Statement of
Financial Position

18

Condensed Consolidated Statement of
Changes in Equity

20

Condensed Consolidated Statement of
Cash Flows

22

Notes to the Condensed Consolidated
Financial Statements

24



Corporate Information

BOARD OF DIRECTORS

Executive Directors

Mr. Daniel Tay Kok Siong ("Mr. Daniel Tay")
Mr. Wong Chee Tat ("Mr. Melvyn Wong")
(Chief Executive Officer)

Independent non-executive Directors

Mr. Fok Chee Khuen (Chairman)
Mr. Jong Voon Hoo
Ms. Tan Chiu Yang ("Ms. Tancy Tan")

AUDIT COMMITTEE

Mr. Fok Chee Khuen (Chairman)
Mr. Jong Voon Hoo
Ms. Tancy Tan

REMUNERATION COMMITTEE

Ms. Tancy Tan (Chairlady)
Mr. Jong Voon Hoo
Mr. Fok Chee Khuen
Mr. Daniel Tay
Mr. Melvyn Wong

NOMINATION COMMITTEE

Mr. Jong Voon Hoo (Chairman)
Ms. Tancy Tan
Mr. Fok Chee Khuen

COMPANY SECRETARY

Ms. Tung Wing Yee Winnie

AUTHORISED REPRESENTATIVES

Mr. Melvyn Wong
Ms. Tung Wing Yee Winnie

REGISTERED OFFICE

Cricket Square, Hutchins Drive
P.O. Box 2681
Grand Cayman KY1-1111
Cayman Islands

HEADQUARTERS AND PRINCIPAL PLACE OF BUSINESS IN SINGAPORE

10 Anson Road
#34-05, International Plaza
Singapore 079903

WEBSITE

<http://www.snackemp.com>

PRINCIPAL PLACE OF BUSINESS IN HONG KONG

57th Floor, The Center
99 Queen's Road Central
Hong Kong

PRINCIPAL BANKER

Oversea-Chinese Banking Corporation Limited
65 Chulia Street
Singapore 049513

INDEPENDENT AUDITOR

Forvis Mazars LLP
Certified Public Accountants
Registered Public Interest Entity Auditor
135 Cecil Street
#10-01 Singapore 069536

PRINCIPAL SHARE REGISTRAR AND TRANSFER OFFICE IN THE CAYMAN ISLANDS

Conyers Trust Company (Cayman) Limited
Cricket Square, Hutchins Drive
P.O. Box 2681, Grand Cayman
KY1-1111, Cayman Islands

BRANCH SHARE REGISTRAR AND TRANSFER OFFICE IN HONG KONG

Boardroom Share Registrars (HK) Limited
2103B, 21st Floor
148 Electric Road
North Point, Hong Kong

LEGAL ADVISER AS TO HONG KONG LAW

Robertsons, Solicitors
57th Floor, The Center
99 Queen's Road Central
Hong Kong

LISTING INFORMATION

Place of listing

The Main Board of The Stock Exchange of
Hong Kong Limited

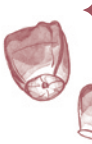
Stock code

1843

Board lots

4,000 shares

Management Discussion and Analysis



BUSINESS REVIEW

For the six months ended 30 September 2025 (the “Reviewed Period”), with the central kitchen being fully operational, the Group has introduced new menu items to broaden the menu selection of our customers for Shihlin Taiwan Street Snacks (“Shihlin”) brand. To further enhance customer experience, self-ordering kiosks have been made available in outlets of Shihlin brand and Eat Pizza brand in Singapore during the Reviewed Period.

The Group has partnered with InstaChef, a vending machine provider in Singapore, to explore a new revenue stream by introducing ready-to-eat Taiwanese-themed and pizza meals in vending machines which are placed at various locations in Singapore.

As part of the business expansion, the Group has actively participated in both local and overseas franchise exhibitions in a bid to attract potential master franchisees world-wide. It has also started to look out for potential places in the United States to open self-operated outlets. As at the date of this report, the Group has secured the opening of 1 self-operated outlet and 2 franchise outlets for Shihlin brand and 1 franchise outlet for Eat Pizza brand in Malaysia.

Lastly, the Group has embarked on the re-branding journey to give the Shihlin brand a new and refreshed image. As at the date of this report, the Group has completed the re-branding of 1 self-operated outlet in Singapore and 2 self-operated outlets in West Malaysia to the new image. The second outlet to be re-branded in Singapore is also underway. The re-branding for all outlets is expected to be carried out over the next 2 years and the Group is also engaging with the overseas franchisees to come on board with the re-branding exercise.

FINANCIAL REVIEW

The following table sets out a breakdown of the total revenue of the Group by sales segments and their relevant percentages to the total revenue for the Reviewed Period together with the relevant comparative figures for the six months ended 30 September 2024 (the “Corresponding Period”):

	Six months ended 30 September			
	2025		2024	
	\$S'000 (unaudited)	% of total revenue	\$S'000 (unaudited)	% of total revenue
Revenue				
Sales of goods				
— Outlet sales	11,257	69.6%	10,213	70.4%
— Franchisees/licensee	4,099	25.3%	3,530	24.3%
Royalty	520	3.2%	443	3.1%
Franchise fee	188	1.2%	180	1.2%
Advertising and promotion fees	115	0.7%	148	1.0%
Total	16,179	100.0%	14,514	100.0%



Management Discussion and Analysis

The total unaudited revenue of the Group has increased from approximately S\$14,514 thousand for the Corresponding Period to approximately S\$16,179 thousand for the Reviewed Period, resulting in an increase in total revenue of approximately 11.5% as compared to the Corresponding Period.

The increase in outlet sales was mainly due to:

- Net increase in retail and delivery sales for Shihlin brand in Singapore and Malaysia amounted to a total of approximately S\$859 thousand
- Net increase in retail and delivery sales for Eat Pizza brand in Singapore and Malaysia amounted to a total of approximately S\$184 thousand

The increase in revenue for Shihlin brand in Singapore was due to the opening of additional self-operated outlets as well as the full operation, during the Reviewed Period, of the outlets which were opened in the Corresponding Period. The Group has also introduced new menu items and limited-time period menu over the Reviewed Period which has helped to boost the sales.

Revenue from sales of goods to franchisees has also increased by approximately S\$569 thousand. This was mainly contributed by:

- Supplies sales to overseas franchisees has increased by about S\$330 thousand which was in line with the increase in royalty fees from these overseas franchisees due to an increase in the number of outlets as compared to the Corresponding Period
- Eat Pizza has 2 new Singapore franchisees which accounted for approximately S\$200 thousand in supplies sales to them

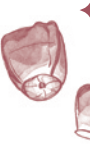
Revenue from franchise fees, royalty and advertising and promotion fees remained relatively constant for the Reviewed Period as compared to the Corresponding Period and contributed to approximately 1.2%, 3.2% and 0.7%, respectively, of the Group's total revenue of the Reviewed Period (Corresponding Period: 1.2%, 3.1% and 1.0%, respectively).

GROSS PROFIT

Gross profit is calculated based on total sales less total cost of sales. Cost of sales relates to the cost of food ingredients, beverages and packagings consumed by the Group's self-operated outlet(s) and restaurant(s) in Singapore and Malaysia for their retail sales, and the cost of food ingredients, beverages and packagings sold to the Group's franchisees in Singapore, Malaysia, Indonesia, United States and Egypt.

For the Reviewed Period, the increase in the cost of goods sold was in line with the increase in revenue, while gross profit margin stayed relatively constant at approximately 61% for both the Reviewed Period and the Corresponding Period.

Management Discussion and Analysis



SELLING, DISTRIBUTION AND ADMINISTRATIVE EXPENSES

Selling and distribution expenses mainly consist of freight and delivery charges, advertising expenses, outlet rental and depreciation expenses and outlet staff salaries. Overall selling and distribution expenses increased for the Reviewed Period as compared to the Corresponding Period by approximately S\$975 thousand or 22% mainly due to:

- Consultancy services relating to rebranding exercise
- Increase in the number of outlets, hence increase in outlet payroll and rental costs

Administrative expenses increased by approximately S\$1,107 thousand or 25%, mainly due to the (i) increase in office staff payroll costs and the headcount for the expansion of the USA operation; (ii) increase in depreciation of renovation and property, plant and equipment of the new office; (iii) professional fees incurred in relation to the acquisition of property which constituted a major transaction pursuant to the Rules Governing the Listing of Securities on the Stock Exchange (the “Listing Rules”) and the professional fees associated with the incorporation of entities in the USA and (iv) new office unit’s maintenance and property tax incurred from headquarters expansion.

OUTLOOK

The Group will continue to keep a lookout for potential business opportunities for the purpose of enhancing the Group’s overall earnings.

INTERIM DIVIDEND

The board of directors of the Company (the “Directors” and “Board”, respectively) has resolved not to declare the payment of any interim dividend for the Reviewed Period (Corresponding Period: Nil).

EMPLOYEES AND REMUNERATION POLICIES

As at 30 September 2025, the Group had 243 employees with a total staff cost for the Reviewed Period amounting to approximately S\$6,238 thousand (Corresponding Period: 265 employees and S\$5,058 thousand, respectively). The increases were attributed to increase in headquarter’s headcount, increase in minimum wages in both Singapore and Malaysia and increase in the number of self-operated outlets.

The remuneration of the employees is determined based on their performance, experience and prevailing market situation. Their remuneration package includes salaries, bonus, allowances and retirement benefit schemes. The Company also provides customised training to its staff to enhance their relevant skill and knowledge. The remuneration of the Directors and members of senior management is determined on the basis of each individual’s responsibilities, qualification, position, experience, performance, seniority and time devoted to the Group’s business. They receive compensation in the form of salaries, bonuses, other allowances and benefits-in-kind, including the Company’s contribution to their retirement benefit schemes on their behalf.



Management Discussion and Analysis

SHARE OPTION SCHEME

Pursuant to the written resolution of the then sole Shareholder passed on 23 September 2019, the Company adopted a share option scheme (the “Share Option Scheme”) conditional upon the listing (the “Listing”) of its ordinary shares (the “Shares”) on Main Board of The Stock Exchange of Hong Kong Limited (the “Stock Exchange” and the “Main Board”, respectively) on 23 October 2019 (the “Listing Date”). The Share Option Scheme became effective on the Listing Date. As no share option has been granted by the Company under the Share Option Scheme since the Listing Date, there was no share option outstanding as at 30 September 2025 and no option was exercised or cancelled or lapsed during the Reviewed Period.

The principal terms of the Share Option Scheme are set out as follows:

(a) Purpose of the Share Option Scheme

The purpose of this Share Option Scheme is to enable the Board to grant options to Eligible Persons (as defined below) as incentives or rewards for their contribution or potential contribution to the Group and to recruit and retain high calibre Eligible Persons and attract human resources that are valuable to the Group.

(b) Eligible Persons

The Directors may, at their absolute discretion and subject to such terms, conditions, restrictions or limitations as they may think fit, offer to grant share option to any employee or proposed employee (whether full-time or part-time, including any director) of any member of the Group or invested entity; and any supplier of goods or services, any customer, any person or entity that provides research, development or other technological support, any shareholder or other participants who contributes to the development and growth of the Group or any invested entity.

(c) Maximum number of Shares

The total number of Shares in respect of which share options may be granted under the Share Option Scheme and any other share option schemes of the Company shall not in aggregate exceed 80,000,000 Shares, being 10% of the total number of Shares in issue (excluding treasury share, if any) as at the date of this interim report.

As at 1 April 2025 and 30 September 2025, the maximum number of Shares may be granted pursuant to the Share Option Scheme were both 80,000,000 Shares.

Management Discussion and Analysis




(d) **Maximum entitlement of each Eligible Person**

Unless approved by the Shareholders in general meeting and subject to the following paragraph, no share option shall be granted to any Eligible Person if any further grant of share options would result in the Shares issued and to be issued upon exercise of all share options granted and to be granted to such person (including exercised, cancelled and outstanding share options) in the 12-month period up to and including such further grant would exceed 1% of the total number of Shares in issue (excluding treasury share, if any) from time to time.

Where a share option is to be granted to a substantial Shareholder (as defined in the Listing Rules) or an independent non-executive Director (or any of their respective associates (as defined in the Listing Rules)), and such grant will result in the Shares issued and to be issued upon exercise of all share options already granted and to be granted (including share options exercised, cancelled and outstanding) to such person under the Share Option Scheme and any other share option schemes of the Company in the 12-month period up to and including the date of such grant: (1) representing in aggregate over 0.1% of the total number of Shares in issue at the relevant time of grant; and (2) having an aggregate value, based on the closing price of the Shares as stated in the Stock Exchange's daily quotations sheet on the date of each grant, in excess of HK\$5 million, such grant shall not be valid unless approved by the independent Shareholders in general meeting.

(e) **Period within which the securities must be exercised under a share option**

A share option may be exercised in accordance with the terms of the Share Option Scheme at any time during a period as the Board may determine, which shall not exceed ten years from the date of grant subject to the provisions of early termination thereof.



Management Discussion and Analysis

(f) Minimum period for which a share option must be held before it can be exercised

There is no minimum period in which a share option must be held before the exercise of any share option save as otherwise imposed by the Board in the relevant offer of share options.

(g) Period for and consideration payable on acceptance of an option

An offer of grant of a share option may be accepted by an Eligible Person within the date as specified in the offer letter issued by the Company, being a date not later than 21 days inclusive of the date upon which it is made. The amount payable by the grantee of a share option to the Company on acceptance of the offer for the grant of a share option is HK\$1.00.

(h) Basis of determining the exercise price

The subscription price of a Share in respect of any particular share option granted under the Share Option Scheme shall be such price as determined by the Board, and shall be at least the highest of: (i) the closing price of the Shares as stated in the Stock Exchange's daily quotations sheet on the date of offer to grant a share option (the "Offer Date"), which must be a trading day, on which the Board passes a resolution approving the making of an offer of grant of a share option to an Eligible Person; (ii) the average of the closing prices of the Shares as stated in the Stock Exchange's daily quotation sheets for the five trading days immediately preceding the Offer Date; and (iii) the nominal value of a Share on the Offer Date.

(i) Remaining life

Subject to earlier termination by the Company in general meeting or by the Board, the Share Option Scheme shall be valid and effective for a period of 10 years commencing on the date of adoption of the Share Option Scheme, after which period no further share option shall be granted.

Management Discussion and Analysis



USE OF PROCEEDS FROM THE SHARE OFFER

The Company issued 200,000,000 Shares at HK\$0.65 per Share pursuant to the Share Offer (as defined in the Company's prospectus dated 30 September 2019 (the "Prospectus")). The net proceeds from the Share Offer were approximately S\$13.0 million or equivalent to HK\$74.8 million (after deducting underwriting fees and related listing expenses). Having considered the impact brought about by the COVID-19 Pandemic, the Board has resolved to change the use of the unutilised net proceeds as set out in the announcements of the Company dated 27 November 2020 and 6 March 2023 (collectively, the "Change of UOP Announcements"). For details of the change in use of net proceeds, please refer to the Change of UOP Announcements. The use of the net proceeds from the Listing up to 30 September 2025 was approximately as follows:

	Revised percentage of net proceeds	Revised allocation of net proceeds (S\$'000)	Amount utilised as at 1 April 2025 (S\$'000)	Amount utilised during the Reviewed Period (S\$'000)	Amount remaining as at 30 September 2025 (S\$'000)	Estimated timeline of full utilisation of unutilised net proceeds
New Self-operated Outlets in Singapore	9.8%	1,280	(1,280)	—	—	—
New Self-operated Outlets in West Malaysia	9.4%	1,228	(995)	—	233	March 2026
Expansion of Non-self-operated Outlets and Restaurants network	5.5%	720	(318)	(69)	333	March 2026
Refurbishment of Self-operated Outlets and Restaurants	5.8%	752	(338)	(188)	226	March 2026
Strengthening manpower	8.2%	1,060	(1,060)	—	—	—
Marketing and promotional initiatives	5.4%	700	(700)	—	—	—
Upgrade IT infrastructure, data management and franchise management system	8.2%	1,060	(435)	—	625	March 2027
General working capital	47.7%	6,200	(6,200)	—	—	—
Total	100.0%	13,000	(11,326)	(257)	1,417	

The proceeds were used according to the intentions as disclosed in the Prospectus and the Change of UOP Announcements. As no suitable locations have been identified for the Group's new Self-operated Outlets in West Malaysia during the year ended 31 March 2025, the Group has extended the usage of the net proceeds for new Self-operated Outlets in West Malaysia by one year.



Management Discussion and Analysis

FUTURE PLANS AND MATERIAL INVESTMENTS AND CAPITAL ASSETS

Save as disclosed in the Prospectus and this report, the Group did not have other plans for material investments and capital assets as at 30 September 2025.

SIGNIFICANT INVESTMENTS HELD

During the Reviewed Period, there was no significant investment held by the Group.

MATERIAL ACQUISITIONS AND DISPOSALS OF SUBSIDIARIES, ASSOCIATES AND JOINT VENTURES

On 26 August 2024, STSS Concepts Sdn. Bhd., an indirect wholly-owned subsidiary of the Company, entered into the letter of offer for the purchase of properties in Kuala Lumpur, Malaysia, at the consideration of RM9,000,000 (equivalent to SGD2,722,500) in aggregate (the "Malaysia Acquisition"). The Malaysia Acquisition was completed in August 2025. Please refer to the Company's announcements dated 21 October 2024 and 12 March 2025 for details.

Save for the above, the Group did not have any material acquisitions or disposals of subsidiaries, associates and joint ventures during the Reviewed Period.

CAPITAL COMMITMENTS

As at 30 September 2025, the Group did not have any significant capital commitment.

CHARGES ON THE GROUP'S ASSETS

As at 30 September 2025, the Group did not have any other banking charges except secured bank borrowings of approximately S\$6,364 thousand denominated in Singapore dollars and secured by properties of the Group with carrying values of approximately S\$13,790 thousand.

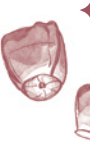
FINANCIAL RISK MANAGEMENT AND FINANCIAL INSTRUMENTS

The Group's activities expose it to a variety of financial risks: market risk (including foreign exchange risk and cash flow and fair value interest rate risk), credit risk and liquidity risk.

The condensed consolidated interim financial information of the Group for the Reviewed Period (the "Condensed Consolidated Interim Financial Information") does not include all financial risk management information and disclosures required in the annual financial statements, and should be read in conjunction with the Group's audited consolidated financial statements for the year ended 31 March 2025 ("FY2024/2025") as disclosed in the FY2024/2025 annual report of the Company.

There have been no changes in the risk management policies of the Group during the Reviewed Period. During the Reviewed Period, the Group did not engage in any derivatives activities and did not commit to any financial instruments to hedge its exposure to foreign currency risk.

Management Discussion and Analysis



LIQUIDITY, FINANCIAL RESOURCES AND CAPITAL STRUCTURE

The total shareholders' equity of the Group as at 30 September 2025 was approximately S\$23.2 million (31 March 2025: S\$24.1 million). As at 30 September 2025, the Group had current assets of approximately S\$16.5 million (31 March 2025: S\$23.4 million) and current liabilities of approximately S\$7.2 million (31 March 2025: S\$5.9 million). The current ratio (calculated by dividing current assets by current liabilities) was approximately 2.3 times as at 30 September 2025 as compared to approximately 4.0 times as at 31 March 2025.

The Group generally finances its operations with internally generated cash flow. As at 30 September 2025, the Group had outstanding bank borrowings of approximately S\$6.4 million (31 March 2025: S\$1.3 million). As at 30 September 2025, the Group maintained cash and cash equivalents of approximately S\$12.3 million (31 March 2025: S\$18.0 million). The Group's net cash-to-equity ratio (dividing cash and cash equivalents net of total borrowings by shareholders' equity) was approximately 0.26 as at 30 September 2025 (31 March 2025: 0.69).

As at 30 September 2025, the Group possessed sufficient cash to meet its commitments and working capital requirements, and most of the Group's bank deposit and cash were denominated in Singapore dollars, Malaysian ringgit ("RM") and Hong Kong dollars.

The Shares were initially listed on the Main Board on the Listing Date. There has been no material change in the capital structure of the Company since the Listing Date. The capital of the Company only comprises Shares.

TREASURY POLICIES

The Group had adopted a prudent financial management approach towards its treasury policies and thus maintained a healthy liquidity position throughout the Reviewed Period. To manage liquidity risk, the Board closely monitors the Group's liquidity position to ensure that the liquidity structure of the Group's assets, liabilities and other commitments can meet its funding requirements from time to time.

GEARING RATIO

As at 30 September 2025, the gearing ratio of the Group was approximately 45% (31 March 2025: 23%). Gearing ratio is calculated based on the total debt divided by total equity as at the respective period/year end. Total debt is calculated as borrowings and lease liabilities.

OFF-BALANCE SHEET COMMITMENTS AND ARRANGEMENTS

As at 30 September 2025, the Group had not entered into any material off-balance sheet commitments or arrangements.



Management Discussion and Analysis

EVENTS AFTER REPORTING PERIOD

There were no other significant events after the Reviewed Period and up to the date of this report.

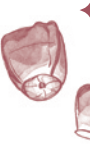
CONTINGENT LIABILITY

As at 30 September 2025, the Group did not have any material contingent liabilities.

DISCLOSURE OF INFORMATION

This interim report of the Company for the six months ended 30 September 2025 will be published on the respective websites of both the Stock Exchange (<http://www.hkexnews.hk>) and the Company (<http://www.snackemp.com>) and will be disseminated and despatched to the Shareholders in due course.

Corporate Governance and Other Information



DIRECTORS' AND CHIEF EXECUTIVE'S INTERESTS AND SHORT POSITIONS IN SHARES AND UNDERLYING SHARES AND DEBENTURES OF THE COMPANY OR ITS ASSOCIATED CORPORATIONS

As at 30 September 2025, the interests and short positions of each Director and the chief executive of the Company in the shares, underlying shares and debentures of the Company or any of its associated corporations (within the meaning of Part XV of the Securities and Futures Ordinance, Chapter 571 of the Laws of Hong Kong (the "SFO")), which were required: (a) to be notified to the Company and the Stock Exchange pursuant to Divisions 7 and 8 of Part XV of the SFO (including interests and short positions in which they were taken or deemed to have under such provisions of the SFO); (b) pursuant to Section 352 of the SFO, to be entered in the register as referred to therein; or (c) to be notified to the Company and the Stock Exchange pursuant to the Model Code for Securities Transactions by Directors of Listed Issuers as set out in Appendix C3 (the "Model Code") to the Listing Rules, were as follows:

(a) Long position in the Shares

Name of Directors	Capacity	Nature of interest	Number of Shares held	Percentage of shareholding (Note 2)
Mr. Daniel Tay (Note 1)	Interest of controlled corporation	Corporate interest	600,000,000	75%
Mr. Melvyn Wong (Note 1)	Interest of controlled corporation	Corporate interest	600,000,000	75%

(b) Long position in the shares of the associated corporation of the Company

Name of Directors	Associated corporation	Capacity	Nature of interest	Number of shares held	Percentage of shareholding
Mr. Daniel Tay	Brilliant Stride Limited ("Brilliant Stride") (Note 1)	Beneficial owner	Personal interest	1	50%
Mr. Melvyn Wong	Brilliant Stride (Note 1)	Beneficial owner	Personal interest	1	50%



Corporate Governance and Other Information

Notes:

- (1) All the issued shares of Brilliant Stride are legally and beneficially owned as to 50% by Mr. Daniel Tay, an executive Director, and 50% by Mr. Melvyn Wong, an executive Director and the chief executive officer of the Company. Accordingly, Mr. Melvyn Wong and Mr. Daniel Tay are deemed to be interested in 600,000,000 Shares held by Brilliant Stride by virtue of the SFO.
- (2) The percentage of shareholding interest in the Company shown in the table above is calculated on the basis of 800,000,000 Shares in issue as at 30 September 2025.

Save as disclosed above, as at 30 September 2025, none of the Directors and the chief executive of the Company had any interest or short position in the shares, underlying shares or debentures of the Company or any of its associated corporations (within the meaning of Part XV of the SFO), which were required: (a) to be notified to the Company and the Stock Exchange pursuant to Divisions 7 and 8 of Part XV of the SFO to (including interests and short positions in which they were taken or deemed to have under such provisions of the SFO); (b) pursuant to Section 352 of the SFO, to be entered in the register as referred to therein; or (c) to be notified to the Company and the Stock Exchange pursuant to the Model Code.

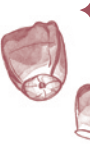
SUBSTANTIAL SHAREHOLDERS' AND OTHER PERSONS' INTERESTS AND SHORT POSITIONS IN SHARES AND UNDERLYING SHARES OF THE COMPANY

As at 30 September 2025, so far as was known to the Directors, the following corporation and persons (other than a Director or the chief executive of the Company) had interests or short positions in the Shares which fall to be disclosed to the Company under the provisions of Divisions 2 and 3 of Part XV of the SFO, or recorded in the register required to be kept under section 336 of the SFO were as follows:

Long positions in Shares

Name of Shareholders	Capacity	Nature of interest	Number of Shares held	Percentage of shareholding (Note 4)
Brilliant Stride (Note 1)	Beneficial owner	Personal interest	600,000,000	75%
Ms. Chong Yi May Cheryl ("Ms. Chong") (Note 2)	Interest of spouse	Family interest	600,000,000	75%
Ms. Lim Michelle ("Ms. Lim") (Note 3)	Interest of spouse	Family interest	600,000,000	75%

Corporate Governance and Other Information



Notes:

- (1) The issued shares of Brilliant Stride are legally and beneficially owned as to 50% by Mr. Daniel Tay and 50% by Mr. Melvyn Wong. Accordingly, Mr. Melvyn Wong and Mr. Daniel Tay are deemed to be interested in 600,000,000 Shares held by Brilliant Stride by virtue of the SFO.
- (2) Ms. Chong, the spouse of Mr. Melvyn Wong, is deemed under the SFO to be interested in the Shares in which Mr. Melvyn Wong has an interest or a deemed interest.
- (3) Ms. Lim, the spouse of Mr. Daniel Tay, is deemed under the SFO to be interested in the Shares in which Mr. Daniel Tay has an interest or a deemed interest.
- (4) The percentage of shareholding interest in the Company shown in the table above is calculated on the basis of 800,000,000 Shares in issue as at 30 September 2025.

Save as disclosed above, as at 30 September 2025, no other corporation which or person (other than a Director or the chief executive of the Company) who had any interests or short positions in the Shares or underlying Shares which fall to be disclosed to the Company under the provisions of Divisions 2 and 3 of Part XV of the SFO, or were recorded in the register required to be kept under section 336 of the SFO.

PURCHASE, SALE OR REDEMPTION OF LISTED SECURITIES OF THE COMPANY

The Company or its subsidiaries have not purchased, redeemed or sold any of the Company's listed securities (including sale of treasury shares) during the Reviewed Period.

As at 30 September 2025, the Company did not hold any treasury shares.

CHANGE IN INFORMATION OF DIRECTOR

Pursuant to Rule 13.51B(1) of the Listing Rules, there was no change in the information of the Directors since the date of the Company's FY2024/2025 annual report and up to the date of this interim report.

COMPLIANCE OF CORPORATE GOVERNANCE CODE

The Company is committed to maintaining high standards of corporate governance. The Board believes that sound and reasonable corporate governance practices are essential for the growth of the Group and for safeguarding and maximising shareholders' interests. The Company has adopted the code provisions as stated in the section headed "Part 2 — Principles of good corporate governance, code provisions and recommended best practices" of the Corporate Governance Code set out in Appendix C1 to the Listing Rules (the "CG Code"). The Board is committed to complying with such code provisions to the extent that the Directors consider them applicable and practical to the Company.

The Directors are of the opinion that the Company has complied with the CG Code during the Reviewed Period.



Corporate Governance and Other Information

COMPLIANCE WITH THE MODEL CODE

The Company has adopted the Model Code as its own code of conduct to regulate all dealings by Directors and relevant employees of securities in the Company. The Company has made specific enquiries with all Directors and they have confirmed that they had complied with the Model Code during the Reviewed Period.

AUDIT COMMITTEE

The Company established an audit committee (the “Audit Committee”) with written terms of reference in compliance with the Listing Rules. The Audit Committee consists of three members, all of them are independent non-executive Directors, being Mr. Fok Chee Khuen, Mr. Jong Voon Hoo and Ms. Tancy Tan. The Audit Committee is chaired by Mr. Fok Chee Khuen. The primary duties of the Audit Committee are to assist the Board in providing an independent view of the effectiveness of the Group’s financial reporting system, internal control and risk management system, to oversee the audit process and to perform other duties and responsibilities as assigned by the Board. It also acts as an important link between the Board and the Company’s independent auditor (the “Independent Auditor”) in matters within the scope of the group audit.

The unaudited interim results of the Group for the Reviewed Period and this report have not been reviewed by the Independent Auditor, but have been reviewed by the Audit Committee. The Audit Committee has also discussed and reviewed with the management of the Group (the “Management”) the accounting principles and practices adopted by the Group and its financial reporting matters. The Audit Committee is of the view that such results have been prepared in compliance with the applicable accounting standards, the requirements under the Listing Rules and other legal requirements, and that adequate disclosures have been made.

ACKNOWLEDGEMENTS

The Board would like to express their appreciation to the Group’s Shareholders, business partners, customers as well as to the Management and staff for their continuous efforts throughout the Reviewed Period.

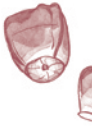
By order of the Board

Mr. Fok Chee Khuen


Chairman and Independent Non-Executive Director

Singapore, 28 November 2025

Condensed Consolidated Statement of Comprehensive Income



	<i>Notes</i>	Six months ended 30 September	
		2025 S\$'000 (unaudited)	2024 S\$'000 (unaudited)
Revenue	6	16,179	14,514
Cost of sales		(5,969)	(5,301)
Gross profit		10,210	9,213
Other income	7	235	139
Other losses — net		(144)	(78)
Selling and distribution expenses		(5,419)	(4,444)
Administrative expenses		(5,553)	(4,446)
Finance (cost)/income — net	8	(141)	40
(Loss)/profit before income tax		(812)	424
Income tax expense	9	(222)	(217)
(Loss)/profit for the period attributable to equity holders of the Company	10	(1,034)	207
Other comprehensive income			
<i>Item that will be reclassified subsequently to profit or loss</i>			
Currency translation difference arising from translation of foreign operations		81	452
		81	452
Total comprehensive (loss)/income for the period attributable to equity holders of the Company		(953)	659
(Loss)/earnings per share for the (loss)/profit attributable to equity holders of the Company	11		
Basic and diluted (Singapore cents)		(0.12)	0.08



Condensed Consolidated Statement of Financial Position

	As at 30 September 2025	As at 31 March 2025
Notes	S\$'000 (unaudited)	S\$'000 (audited)

ASSETS

Non-current assets

Property, plant and equipment	6, 12	21,022	10,802
Intangible assets		97	114
		21,119	10,916

Current assets

Inventories	13	1,501	1,516
Trade and other receivables and prepayments	14	2,471	3,686
Tax refundable		219	159
Cash and cash equivalents	15	12,304	18,024
		16,495	23,385

Total assets

37,614 **34,301**

EQUITY AND LIABILITIES

Equity

Share capital	1,392	1,392
Share premium	10,911	10,911
Reserves	10,876	11,829

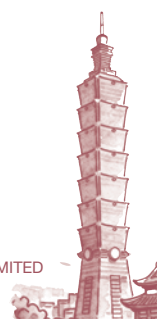

Equity attributable to equity holders of the Company

23,179 **24,132**

Condensed Consolidated Statement of Financial Position (Continued)



		As at 30 September 2025 S\$'000 (unaudited)	As at 31 March 2025 S\$'000 (audited)
	<i>Notes</i>		
LIABILITIES			
Non-current liabilities			
Deferred revenue		862	1,061
Deferred tax liabilities		19	19
Lease liabilities		1,885	1,994
Borrowings	17	4,466	1,190
		7,232	4,264
Current liabilities			
Trade and other payables	16	2,839	2,910
Borrowings	17	1,898	130
Provisions		265	276
Deferred revenue		134	272
Lease liabilities		2,063	2,283
Current income tax and liabilities		4	34
		7,203	5,905
Total liabilities		14,435	10,169
Total equity and liabilities		37,614	34,301



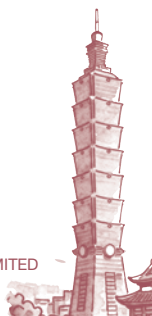
Condensed Consolidated Statement of Changes in Equity

Group	Attributable to equity holders of the Company					Total attributable to equity holders of the Company
	Share capital S\$'000	Share premium S\$'000	Capital reserve S\$'000	Foreign currency translation reserve S\$'000	Retained profits S\$'000	
As at 1 April 2024 (audited)	1,392	10,911	261	(618)	12,397	24,343
Profit for the period	—	—	—	—	207	207
Other comprehensive income for the period	—	—	—	452	—	452
Total comprehensive income for the period	—	—	—	452	207	659
As at 30 September 2024 (unaudited)	1,392	10,911	261	(166)	12,604	25,002

Condensed Consolidated Statement of Changes in Equity (Continued)



Group	Attributable to equity holders of the Company					Total attributable to equity holders of the Company
	Share capital	Share premium	Capital reserve	Foreign currency translation reserve	Retained profits	
	S\$'000	S\$'000	S\$'000	S\$'000	S\$'000	S\$'000
As at 1 April 2025 (audited)	1,392	10,911	261	(346)	11,914	24,132
Loss for the period	—	—	—	—	(1,034)	(1,034)
Other comprehensive income for the period	—	—	—	81	—	81
Total comprehensive income/ (loss) for the period	—	—	—	81	(1,034)	(953)
As at 30 September 2025 (unaudited)	1,392	10,911	261	(265)	10,880	23,179



Condensed Consolidated Statement of Cash Flows

	Six months ended 30 September	
	2025	2024
	S\$'000	S\$'000
	(unaudited)	(unaudited)
Cash flow from operating activities		
(Loss)/profit before income tax	(812)	424
Adjustments for:		
— Depreciation of property, plant and equipment	1,806	1,319
— Amortisation of franchise fees	17	17
— Interest income	(41)	(182)
— Interest paid	182	142
Operating profit before working capital changes	1,152	1,720
Changes in working capital		
— Inventories	15	(111)
— Trade and other receivables and prepayments	1,215	(196)
— Trade and other payables including provisions	(82)	(306)
— Deferred revenue	(337)	(109)
Cash generated from operations	1,963	998
Income tax paid	(311)	(156)
Net cash generated from operating activities	1,652	842
Cash flow from investing activities		
Purchase of property, plant and equipment	(11,078)	(801)
Interest received	41	182
Net cash used in investing activities	(11,037)	(619)

Condensed Consolidated Statement of Cash Flows (Continued)



		Six months ended
		30 September
	2025	2024
	S\$'000	S\$'000
	(unaudited)	(unaudited)

Cash flow from financing activities

Proceeds from borrowings	5,271	—
Principal elements of lease payment	(1,313)	(1,147)
Interest paid	(182)	(142)
Repayment of borrowings	(227)	(65)

Net cash generated from/(used in) financing activities	3,549	(1,354)
---	--------------	----------------

Net decrease in cash and cash equivalents	(5,836)	(1,131)
---	----------------	----------------

Cash and cash equivalents

Beginning of Reviewed Period	18,024	22,134
Net effect of exchange rate changes in consolidating subsidiaries	116	483

End of Reviewed Period	12,304	21,486
------------------------	---------------	---------------



Notes to the Condensed Consolidated Financial Statements

1 GENERAL INFORMATION

Snack Empire Holdings Limited (the “Company”) and its subsidiaries (together, the “Group”) are principally engaged in wholesale and retail of food and beverages.

The Company is a limited liability company incorporated in the Cayman Islands. The address of its registered office is Cricket Square, Hutchins Drive, P.O. Box 2681, Grand Cayman, KY1-1111, Cayman Islands.

The Shares were initially listed on the Main Board of the Stock Exchange on the Listing Date.

The Condensed Consolidated Interim Financial Information has not been audited by the Independent Auditor but have been reviewed by the Audit Committee.

2 BASIS OF PREPARATION

The Condensed Consolidated Interim Financial Information has been prepared in accordance with International Accounting Standard (the “IAS”) 34 Interim Financial Reporting issued by the International Accounting Standards Board (the “IASB”) as well as with the applicable disclosure requirements of Appendix D2 to the Listing Rules. The condensed consolidated interim financial statements have been prepared under the historical cost convention, except as disclosed in the accounting policies below.

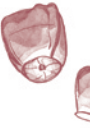
The Condensed Consolidated Interim Financial Information is presented in Singapore dollars (“S\$”) which is also the functional currency of the Company.

The Condensed Consolidated Interim Financial Information should be read in conjunction with the Group’s consolidated financial statements for the year ended 31 March 2025, which have been prepared in accordance with International Financial Reporting Standards issued by the IASB, as set out in the FY2024/2025 annual report of the Company.

3 PRINCIPAL ACCOUNTING POLICIES

The accounting policies and methods of computation used in the Condensed Consolidated Interim Financial Information are the same as those followed in the preparation of the Group’s consolidated financial statements for the year ended 31 March 2025.

Notes to the Condensed Consolidated Financial Statements



4 ESTIMATES

The preparation of the Condensed Consolidated Interim Financial Information requires management to make judgments, estimates and assumptions that affect the application of accounting policies and the reported amounts of assets and liabilities, income and expense. Actual results may differ from these estimates.

In preparing the Condensed Consolidated Interim Financial Information, the significant judgments made by management in applying the Group's accounting policies and the key sources of estimation uncertainty were the same as those that applied to the consolidated financial statements of the Group for the year ended 31 March 2025 as disclosed in the FY2024/2025 annual report.

5 FINANCIAL RISK MANAGEMENT AND FINANCIAL INSTRUMENTS

5.1 Financial risk factors

The Group's activities expose it to a variety of financial risks: market risk (including foreign exchange risk and cash flow and fair value interest rate risk), credit risk and liquidity risk.

The Condensed Consolidated Interim Financial Information does not include all financial risk management information and disclosures required in the annual financial statements, and should be read in conjunction with the Group's annual financial statements for the year ended 31 March 2025.

There have been no significant changes in the risk management policies during the Reviewed Period.

5.2 Fair value estimation

The carrying amounts of the Group's current financial assets, including trade receivables, deposits with external parties, other receivables and cash and cash equivalents, and current financial liabilities, including trade payables, accruals, deposits received, other payables and borrowings, approximate their fair values as at reporting date due to their short maturities.






Notes to the Condensed Consolidated Financial Statements

6 SEGMENT INFORMATION

The Group's executive Directors, who are the Chief Operating Decision-Makers ("CODMs") monitor the operating results of its operating segments for the purpose of making decisions about resource allocation and performance assessment. The Group's CODMs consider all businesses to be included in a single operating segment. Information reported to the Group's CODMs, for the purpose of resources allocation and performance assessment, focuses on the operating results of the Group as a whole as the Group's resources are integrated.

The following is an analysis of revenue and non-current assets by geographical areas. Revenue is attributed to countries by locations of customers.

	Revenue from external customers	
	Six months ended	
	30 September	
	2025	2024
	S\$'000	S\$'000
	(unaudited)	(unaudited)
Revenue		
Singapore	7,266	6,418
Malaysia	6,829	6,373
Indonesia	1,660	1,392
USA	398	320
Others	26	11
	16,179	14,514



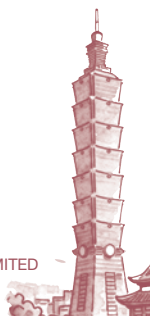
Notes to the Condensed Consolidated Financial Statements



6 SEGMENT INFORMATION (Continued)

Non-current assets

	30 September 2025 S\$'000 (unaudited)	31 March 2025 S\$'000 (audited)
Property, plant and equipment		
Singapore	16,697	9,472
Malaysia	4,325	1,330
	21,022	10,802
Intangible assets		
Singapore	97	114
	97	114



Notes to the Condensed Consolidated Financial Statements

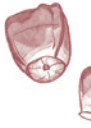
7 OTHER INCOME

	Six months ended	
	30 September	
	2025	2024
	S\$'000	S\$'000
	(unaudited)	(unaudited)
Government grants	12	7
Operating fee income	53	21
Others	170	111
	235	139

8 FINANCE (COST)/INCOME — NET

	Six months ended	
	30 September	
	2025	2024
	S\$'000	S\$'000
	(unaudited)	(unaudited)
Interest income	41	182
Interest expense	(182)	(142)
	(141)	40

Notes to the Condensed Consolidated Financial Statements



9 INCOME TAX EXPENSE


	Six months ended	
	30 September	
	2025	2024
	S\$'000	S\$'000
	(unaudited)	(unaudited)
Current tax		
Singapore profits tax	(9)	49
Malaysia profits tax	231	168
	222	217

Taxation has been provided at the appropriate rates in the countries in which the Group operates. The Company is not subject to any taxation in the Cayman Islands and the British Virgin Islands. Singapore corporate income tax has been provided at 17% on the estimated profit before corporate tax exemption, whilst under the Income Tax Act, 1967, the applicable income tax rates for the Group entities in Malaysia approximates 24%.

10 (LOSS)/PROFIT FOR THE PERIOD

(Loss)/profit for the period has been arrived at after charging:

	Six months ended	
	30 September	
	2025	2024
	S\$'000	S\$'000
	(unaudited)	(unaudited)
Total employee benefit costs and Directors' remuneration		
Wages, salaries and allowances	6,021	4,861
Retirement benefit costs — defined contribution plans	217	197
	6,238	5,058
Depreciation of property, plant and equipment	1,806	1,319





Notes to the Condensed Consolidated Financial Statements

11 (LOSS)/EARNINGS PER SHARE

Basic (loss)/earnings per share is calculated by dividing the (loss)/profit attributable to equity holders of the Company by the weighted average number of ordinary shares in issue during the six months ended 30 September 2025 and 2024.

	Six months ended 30 September	
	2025	2024
	(unaudited)	(unaudited)
(Loss)/profit attributable to equity holders of the Company (\$'000)	(953)	659
Weighted average number of ordinary shares in issue	800,000,000	800,000,000
Basic and diluted (loss)/earnings per share (Singapore cents per share)	<u>(0.12)</u>	0.08


Diluted (loss)/earnings per share is the same as basic (loss)/earnings per share as there were no potential dilutive ordinary shares outstanding during the six months ended 30 September 2025 and 2024.

12 MOVEMENT IN PROPERTY, PLANT AND EQUIPMENT

During the Reviewed Period, the Group acquired computers, furniture and fittings, kitchen equipment, office equipment, and renovation works of approximately S\$21 thousand (31 March 2025: S\$205 thousand), nil (31 March 2025: S\$15 thousand), nil (31 March 2025: S\$515 thousand), nil (31 March 2025: S\$38 thousand) and S\$439 thousand (31 March 2025: S\$739 thousand). The right of use asset capitalised under IFRS 16 approximates to S\$8.4 million (31 March 2025: S\$7.5 million).

13 INVENTORIES

Inventories comprise fast moving consumables items. The cost of inventories included in cost of sales amounted to S\$5,969 thousand and S\$5,301 thousand, for the periods ended 30 September 2025 and 2024, respectively.

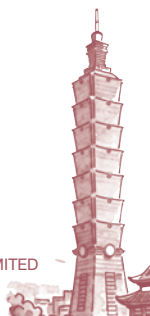


Notes to the Condensed Consolidated Financial Statements



14 TRADE AND OTHER RECEIVABLES AND PREPAYMENTS

	As at 30 September 2025 S\$'000 (unaudited)	As at 31 March 2025 S\$'000 (audited)
Trade receivables	601	798
Other receivables	1,644	2,644
Prepayments	226	244
	<hr/>	<hr/>
Trade, other receivables and other prepayments	2,471	3,686
	<hr/>	<hr/>
Allowance for impairment of trade receivables		
Trade receivables	661	857
Less: allowance for impairment of trade receivables	(60)	(59)
	<hr/>	<hr/>
	601	798
	<hr/>	<hr/>
The ageing analysis of trade receivables based on the invoice date at the end of the reporting period is as follows:		
Current to 30 days	316	231
31 to 60 days	103	336
61 to 90 days	38	185
Over 90 days	144	46
	<hr/>	<hr/>
	601	798
	<hr/>	<hr/>



Notes to the Condensed Consolidated Financial Statements

15 CASH AND CASH EQUIVALENTS

	As at 30 September 2025 S\$'000 (unaudited)	As at 31 March 2025 S\$'000 (audited)
Cash at banks	12,280	17,999
Cash on hand	24	25
	12,304	18,024

16 TRADE AND OTHER PAYABLES

	As at 30 September 2025 S\$'000 (unaudited)	As at 31 March 2025 S\$'000 (audited)
Trade payables	509	661
Other payables and accruals	2,330	2,249
	2,839	2,910

The ageing analysis of trade payables based on the invoice date at the end of the reporting period is as follows:

Current to 30 days	490	648
31 to 60 days	—	—
Over 60 days	19	13
	509	661

Notes to the Condensed Consolidated Financial Statements



17 BORROWINGS

	As at 30 September 2025 S\$'000 (unaudited)	As at 31 March 2025 S\$'000 (audited)
--	---	---

Current

Bank borrowings	1,898	130
-----------------	-------	-----

Non-current

Bank borrowings	4,466	1,190
-----------------	-------	-------

The weighted average effective interest rate of the borrowings per annum is:

2.9%	4.8%
------	------

The Group's bank borrowings are repayable as follows:

Within 1 year	1,898	130
Over 1 year to 2 years	1,906	1,190
Over 2 years to 5 years	1,170	—
Over 5 years	1,390	—
	6,364	1,320

As at 30 September 2025, all of the Group's borrowings are secured by properties of the Group with carrying value of approximately S\$13,790 thousand.





Notes to the Condensed Consolidated Financial Statements

18 SIGNIFICANT RELATED PARTY TRANSACTIONS

Significant related party transaction and balances

There are no significant related party transactions during the Reviewed Period (30 September 2024: Nil) and there are no significant related party balances as at 30 September 2025 (31 March 2025: Nil), other than key management compensation shown below:

Key management compensation

Key management includes the directors of the Company. The compensation paid or payable to key management for employee services is shown below:

	Six months ended	
	30 September	
	2025	2024
	S\$'000	S\$'000
	(unaudited)	(unaudited)
Salaries and other short-term employee benefits	1,197	1,150

