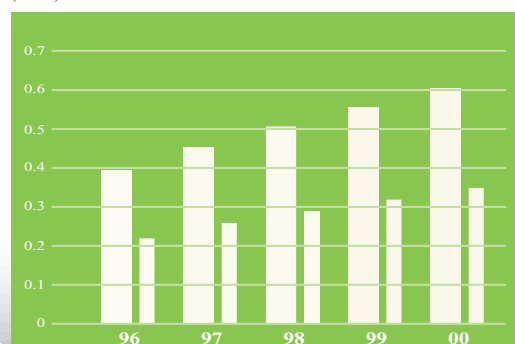


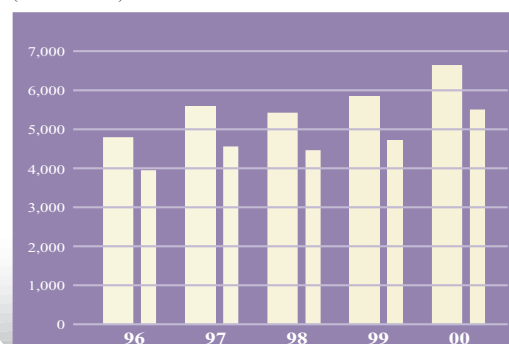
## FIVE-YEAR FINANCIAL STATISTICS

**Earnings and Dividends per Share**  
(HK\$)



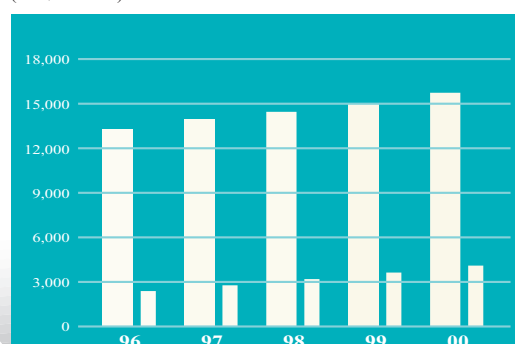
■ Earnings per Share  
■ Dividends per Share

**Turnover and Gas Sales**  
(HK\$ million)



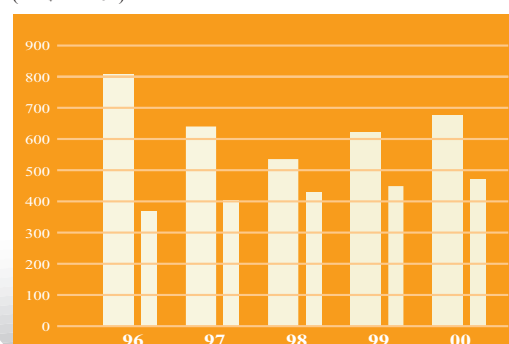
■ Turnover  
■ Gas Sales

**Total Fixed Assets**  
(HK\$ million)



■ Fixed Assets (Cost & Valuation)  
■ Aggregate Depreciation

**Capital Expenditure**  
(HK\$ million)



■ Capital Expenditure  
■ Depreciation