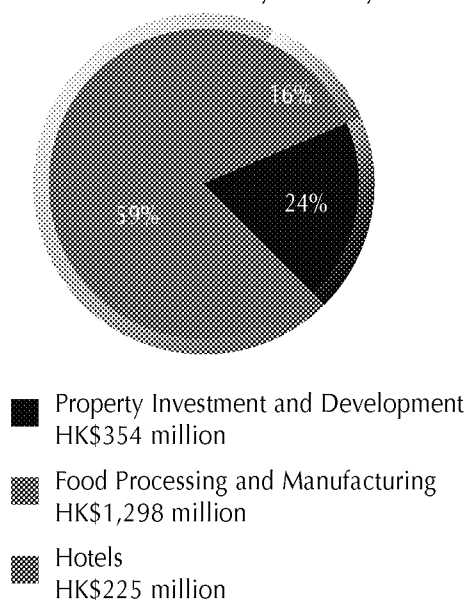
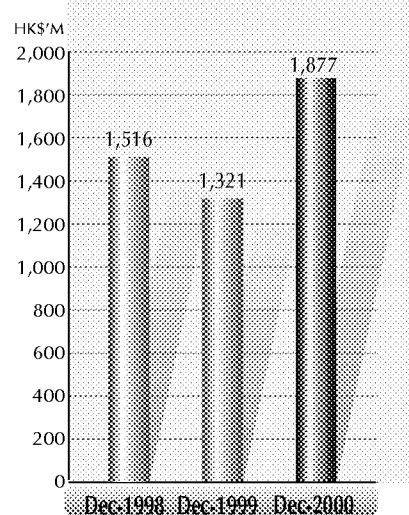


Profit and Loss Account	Year ended 31 December 2000 HK\$'M	Year ended 31 December 1999 HK\$'M	Year ended 31 December 1998 HK\$'M
Turnover	1,877	1,321	1,516
Profit for the year	65	60	104
Earnings per share (HK cents)	2.44	2.25	4.07

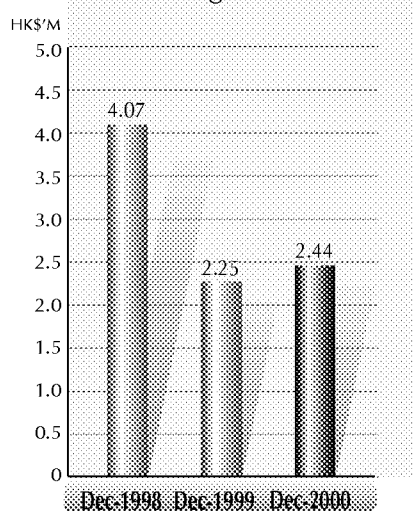
2000 Turnover by Activity



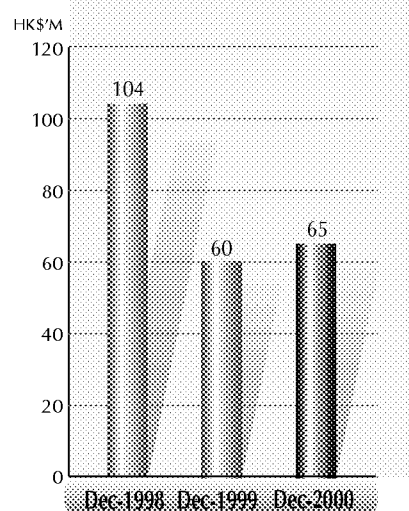
Turnover



Earnings Per Share



Profit For The Year



Balance Sheet	Year ended 31 December 2000 HK\$'M	Year ended 31 December 1999 HK\$'M	Year ended 31 December 1998 HK\$'M
Total assets	7,662	7,608	7,986
Net asset value	5,297	5,192	5,149
Net asset value per share (HK\$)	1.98	1.94	2.01
Gearing ratio (%)	19	21	24

