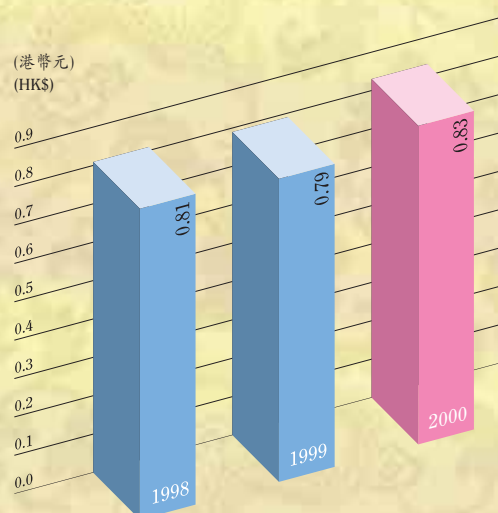


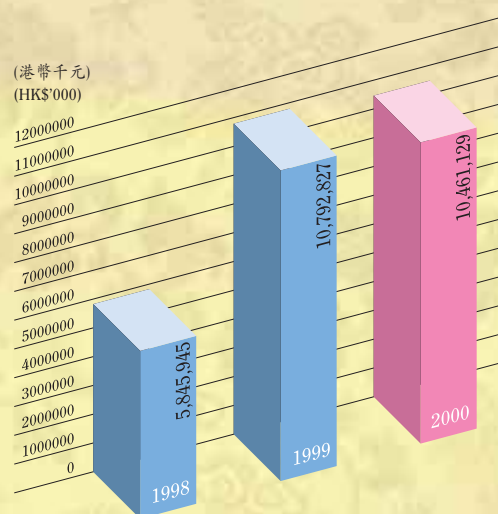
財務概要

Financial Highlights

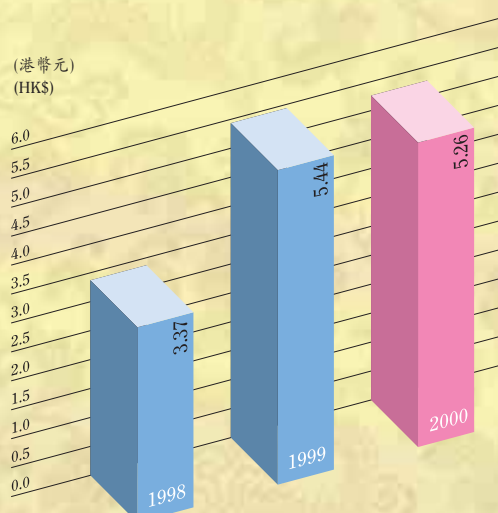
每股盈利
Earnings per share



股東權益
Shareholders' funds



每股資產淨值：賬面值
Net assets per share: book value



		二零零零年 港幣千元 2000 HK\$ '000	一九九九年 港幣千元 1999 HK\$ '000	一九九八年 港幣千元 1998 HK\$ '000
營業額	Turnover	16,810,248	12,902,299	5,475,100
股東應佔溢利	Profit attributable to shareholders	1,656,733	1,442,839	1,268,428
股息	Dividends	417,572	290,863	249,177
每股盈利	Earnings per share	HK\$0.83	HK\$0.79	HK\$0.81
每股股息	Dividends per share	HK\$0.21	HK\$0.15	HK\$0.15
股東權益 ³	Shareholders' funds ³	10,461,129	10,792,827	5,845,945
少數股東權益	Minority interests	2,889,160	3,905,492	4,357,571
股東權益及 少數股東權益 ³	Shareholders' funds and minority interests ³	13,350,289	14,698,319	10,203,516
綜合借款淨額	Consolidated net borrowings	—	—	1,488,923
負債比率	Gearing	N/A	N/A	11.1%
每股資產淨值： 賬面值 ³	Net assets per share: book value ³	HK\$5.26	HK\$5.44	HK\$3.37

附註：

Notes:

- 1) 負債比率指借款淨額與股東權益及少數股東權益之比例。
 - 2) 每股盈利乃將股東應佔溢利除以每年已發行股份之加權平均數計算。
 - 3) 一九九九年和一九九八年的比較數字現已重列，以符合本集團截至二零零零年十二月三十一日止之財政年度有關聯營公司權益的會計政策。
- 1) Gearing represents the ratio of net borrowings to shareholders' funds and minority interests.
 - 2) Earnings per share have been calculated by dividing the profit attributable to shareholders by the weighted average number of shares in issue during each year.
 - 3) Comparative figures in 1999 & 1998 have been restated to conform with the Group's accounting policy in respect of interests in associates for the financial year ended 31 December 2000.