

	2000/2001 港幣百萬元 HK\$m	1999/2000 港幣百萬元 HK\$m	增 / (減) 百分比 % Increase/ (Decrease)
<b>備考經營狀況 PROFORMA OPERATING RESULTS</b>			
營業額 Turnover	8,569	6,511	32
扣除利息、稅項及折舊開支前之盈利 Earnings before interest, taxation and depreciation expenses	231	173	34
股東應佔溢利 Profit attributable to shareholders	142	116	22
<b>備考財務狀況 PROFORMA FINANCIAL POSITION</b>			
總資產 Total assets	2,396	1,675	43
現金及銀行結餘 Cash and bank balances	251	26	865
付息債項總額 Total interest bearing debts*	1,237	746	66
股東資金 Shareholders' funds	289	129	124
<b>備考財務比率 PROFORMA FINANCIAL RATIO</b>			
股東資金回報率（百份比） Return on equity (%)	49.13	89.92	(45)
利息覆蓋比率（倍） Interest cover (times)	4.10	3.87	6
流動比率（倍） Current ratio (times)	1.13	1.02	11
付息債項佔股東資金比率（倍） Total interest bearing debts to shareholders' funds ratio (times)	4.28	5.78	(26)

倘於二零零一年三月三十一日本集團已完成將應付聯想集團有限公司款項約為港幣344,000,000元資本化，Legend Holdings (BVI) Limited已以港幣157,000,000元認購Digital China (BVI) Limited新股（見備考帳目附註29）；及本集團已獲今年六月股份全球發售集資淨額約為港幣300,000,000元（見備考帳目附註29），本集團於二零零零／二零零一年度之流動比率及付息債項佔股東資金比率為1.62及0.82。

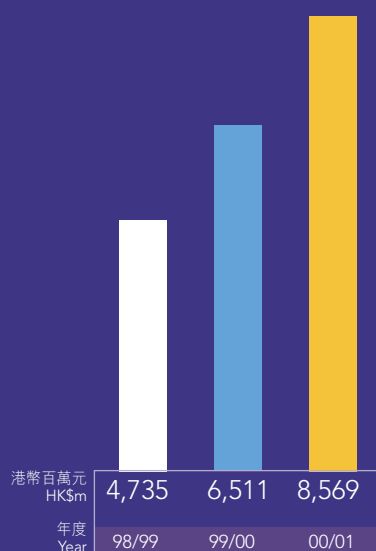
Had the capitalisation of the amounts due to Legend Holdings Limited of approximately HK\$344 million and the subscription of new shares in Digital China (BVI) Limited by Legend Holdings (BVI) Limited of approximately HK\$157 million (as set out in note 29 to the proforma accounts) and the net proceeds of approximately HK\$300 million raised from the global offering of the Company's shares in June 2001 (as set out in note 29 to the proforma accounts) taken place as at 31st March 2001, the current ratio and total interest bearing debts to shareholders' funds ratio for the year 2000/2001 would have been 1.62 and 0.82 respectively.

\* 付息債項總額為聯想集團有限公司之付息貸款及銀行貸款結餘。

Total interest bearing debts represented the balances of the interest bearing debts due to Legend Holdings Limited and the bank borrowings.

## 三年備考營業額比較

## 3-Year Proforma Turnover Comparison



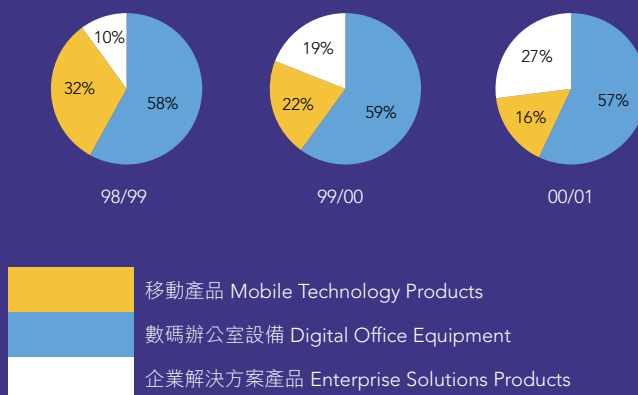
## 三年備考股東應佔溢利比較

## 3-Year Proforma Profit Attributable to Shareholders Comparison



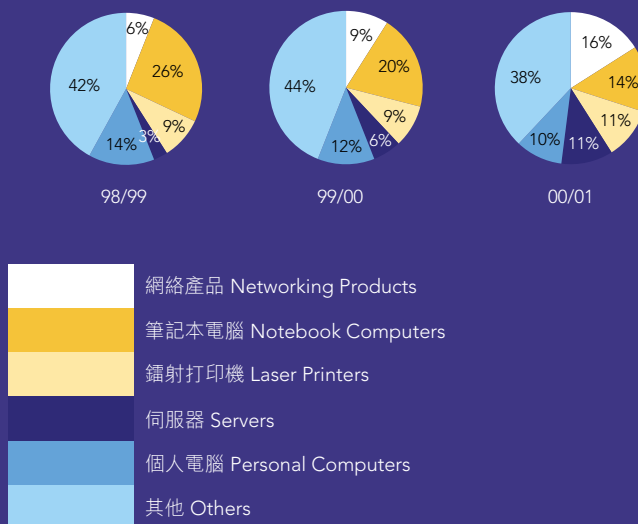
## 分銷業務產品種類營業額比率

## Distribution Business Turnover Analysis by Category



## 分銷業務主要產品營業額比率

## Distribution Business Turnover Analysis by Key Product



## 系統集成行業分類銷售額

## Systems Integration Business Turnover Analysis by Industry

