


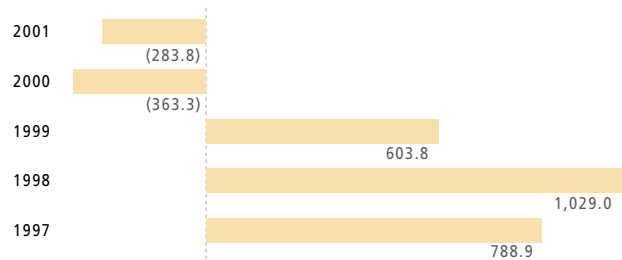
GROUP FINANCIAL SUMMARY

	2001 HK\$m	2000 HK\$m	1999 HK\$m	1998 HK\$m	1997 HK\$m
Profit and Loss Account for the year ended 30 June					
Turnover	2,485.4	2,894.5	3,073.8	4,109.0	3,308.0
Operating (loss) / profit	(285.4)	(363.3)	636.0	1,138.4	918.1
(Loss) / profit attributable to shareholders	(283.8)	(363.3)	603.8	1,029.0	788.9
Dividends	Nil	96.4	243.8	315.7	158.4
Balance Sheet as at 30 June					
Fixed assets	2,005.9	2,242.6	2,082.2	1,898.6	1,507.2
Interest in an associate	23.8	-	-	-	-
Investment securities	39.2	21.7	15.6	4.0	-
Deferred expenditure	30.9	62.7	354.0	1.7	2.1
Current assets	3,822.1	4,329.8	4,731.1	2,087.3	2,650.5
Current liabilities	(829.4)	(1,193.2)	(1,270.4)	(1,435.7)	(1,340.0)
	5,092.5	5,463.6	5,912.5	2,555.9	2,819.8
Share capital	59.2	60.2	60.2	47.8	48.0
Reserves	5,027.8	5,403.4	5,852.3	2,508.1	2,771.8
Shareholders' funds	5,087.0	5,463.6	5,912.5	2,555.9	2,819.8
Minority interest	5.5	-	-	-	-
	5,092.5	5,463.6	5,912.5	2,555.9	2,819.8

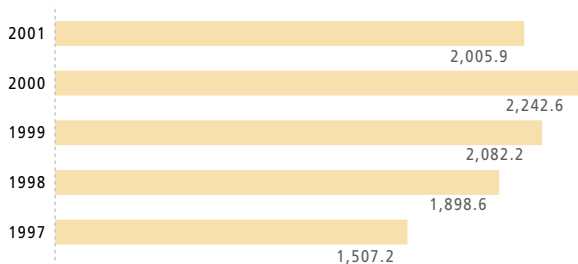
Turnover
HK\$ millions



(Loss)/profit attributable to shareholders
HK\$ millions



Fixed assets
HK\$ millions



Shareholders' funds
HK\$ millions

