

Financial Summary

The consolidated results and assets and liabilities of the Group for the last five financial years, as extracted from the audited financial statements, are as follows:

RESULTS

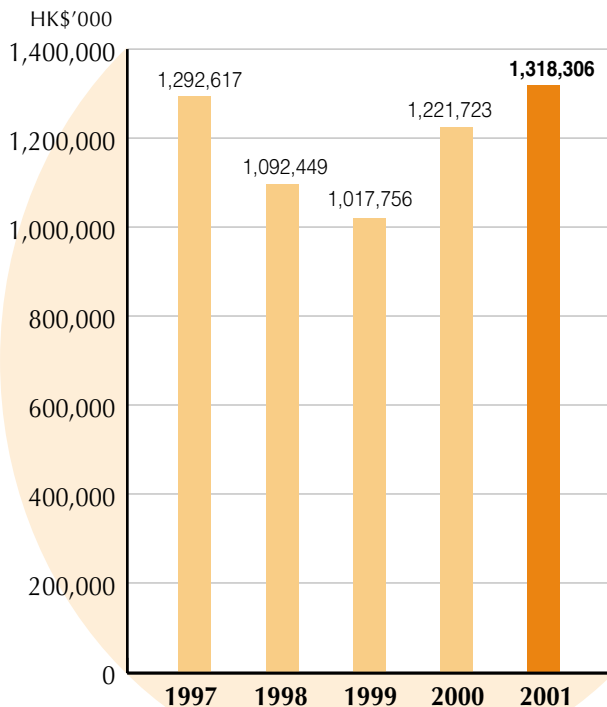
	Year ended October 31,				2001 HK\$'000
	1997 HK\$'000	1998 HK\$'000	1999 HK\$'000	2000 HK\$'000	
Turnover	<u>1,292,617</u>	<u>1,092,449</u>	<u>1,017,756</u>	<u>1,221,723</u>	<u>1,318,306</u>
OPERATING PROFIT					
Operating profit from ordinary activities	78,180	6,308	60,796	55,011	41,614
Share of profits (losses) of associates	<u>109</u>	<u>739</u>	<u>(2,744)</u>	<u>2,091</u>	<u>2,991</u>
Profit from ordinary activities before taxation	78,289	7,047	58,052	57,102	44,605
Taxation	<u>(9,878)</u>	<u>(8,931)</u>	<u>(6,981)</u>	<u>(9,709)</u>	<u>(10,939)</u>
Profit (loss) before minority interests	68,411	(1,884)	51,071	47,393	33,666
Minority interests	<u>(5,460)</u>	<u>(3,751)</u>	<u>(1,595)</u>	<u>(1,329)</u>	<u>(2,473)</u>
Net profit (loss) for the year	<u>62,951</u>	<u>(5,635)</u>	<u>49,476</u>	<u>46,064</u>	<u>31,193</u>

	At October 31,				2001 HK\$'000
	1997 HK\$'000	1998 HK\$'000	1999 HK\$'000	2000 HK\$'000	
ASSETS AND LIABILITIES					
Total assets	1,061,741	1,060,727	1,004,555	1,092,495	998,060
Total liabilities	<u>585,910</u>	<u>603,420</u>	<u>573,056</u>	<u>636,455</u>	<u>546,972</u>
	475,831	457,307	431,499	456,040	451,088
Minority interests	<u>28,816</u>	<u>40,377</u>	<u>40,832</u>	<u>49,153</u>	<u>45,522</u>
Shareholders' funds	<u>447,015</u>	<u>416,930</u>	<u>390,667</u>	<u>406,887</u>	<u>405,566</u>

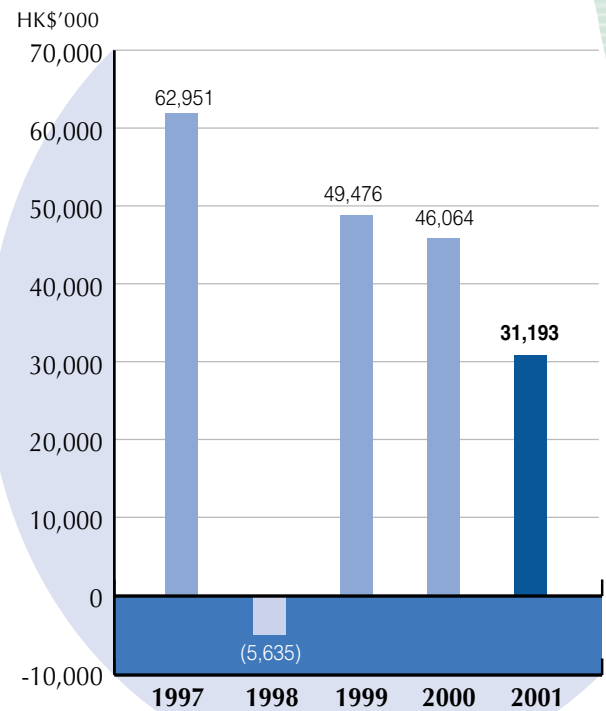
Note: The above financial summary prior to 1998 has not been adjusted to take into account the effect on the adoption of the Statement of Standard Accounting Practice 1 (revised) "Presentation of financial statements" and Statement of Standard Accounting Practice 24 "Accounting for investments in securities" issued by the Hong Kong Society of Accountants as the directors considered that it is not practicable to do so.

Financial Summary

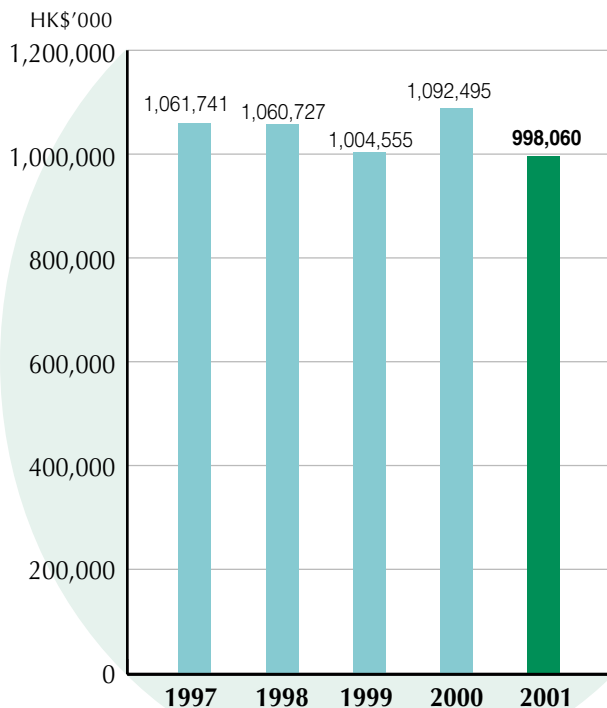
TURNOVER



NET PROFIT (LOSS) FOR THE YEAR



TOTAL ASSETS



SHAREHOLDERS' FUNDS

