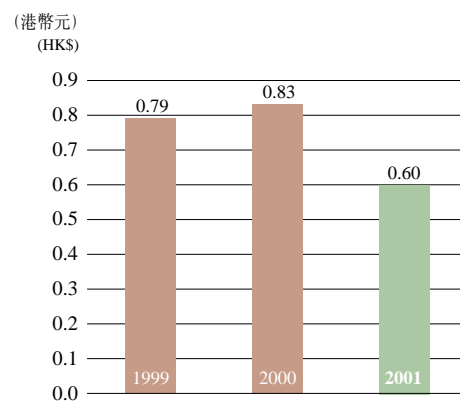




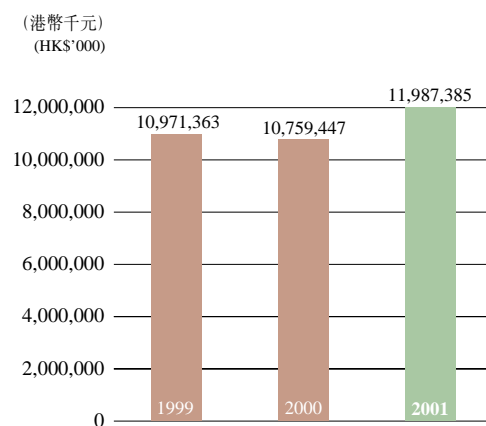
# 財務概要

## FINANCIAL HIGHLIGHTS

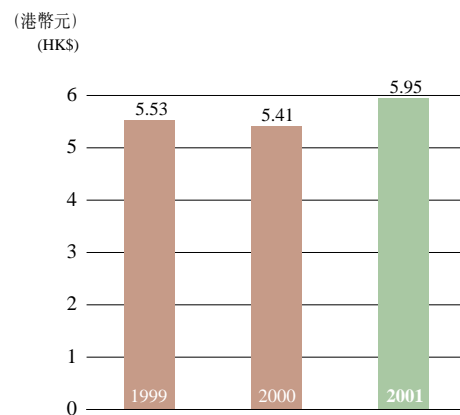
### 每股盈利 Earnings per share



### 股東權益 Shareholders' funds



### 每股資產淨值：賬面值 Net assets per share: book value



截至二零零一年十二月三十日止年度  
for the year ended 31st December 2001

		二零零一年 港幣千元 2001 HK\$'000	二零零零年 港幣千元 2000 HK\$'000	一九九九年 港幣千元 1999 HK\$'000
營業額	Turnover	24,196,490	16,810,248	12,902,299
經營溢利	Profit from operations	2,021,801	2,497,009	2,491,104
應佔聯營公司業績	Share of results of associates	422,559	611,698	490,493
股東應佔溢利	Profit attributable to shareholders	1,204,807	1,656,733	1,442,839
每股盈利 (港幣) <sup>1</sup>	Earnings per share (HK\$) <sup>1</sup>	\$0.60	\$0.83	\$0.79
每股股息 (港幣)	Dividend per share (HK\$)	\$0.18	\$0.21	\$0.15

		於二零零一年 十二月三十一日 港幣千元 At 31 December 2001 HK\$'000	於二零零零年 十二月三十一日 港幣千元 At 31 December 2000 HK\$'000	於一九九九年 十二月三十一日 港幣千元 At 31 December 1999 HK\$'000
股東權益	Shareholders' funds	11,987,385	10,759,447	10,971,363
少數股東權益	Minority interests	2,867,842	2,889,160	3,905,492
綜合借款淨額	Consolidated net borrowings	1,684,944	—	—
每股資產淨值： 賬面值 (港幣)	Net assets per share: book value (HK\$)	\$5.95	\$5.41	\$5.53
負債比率 <sup>2</sup>	Gearing <sup>2</sup>	11.34%	N/A	N/A

附註：

1. 每股盈利乃將股東應佔溢利除以各期間已發行股份之加權平均數計算。

2. 負債比率指借款淨額與股東權益及少數股東權益之比例。

3. 除了如財務報告附註一(丙)及二(戊)所述關於商譽之會計處理外，過往年度之比較數字已經重列，以便符合本集團在截至二零零一年十二月三十一日止財政年度之會計政策。

Notes:

1) Earnings per share have been calculated by dividing the profit attributable to shareholders by weighted average number of shares in issue during the year.

2) Gearing represents the ratio of net borrowings to shareholders' funds and minority interests.

3) Except for the accounting treatment of purchase goodwill as detailed in Note 1 (C) and 2 (E) to the financial statements, comparative figures in prior years have been restated to conform with the Group's accounting policies for the financial year ended 31st December, 2001.