

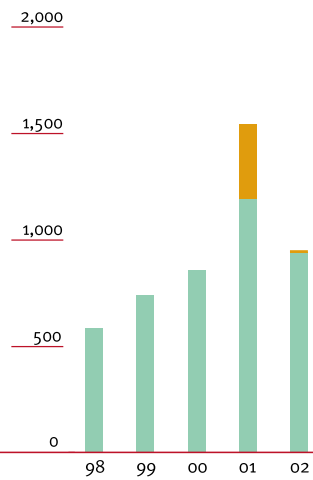
# Financial and Operational Highlights

for the year ended 31 December

	Unit	2002	2001 restated
<b>Financial Highlights</b>			
Turnover	HK\$ million	<b>6,843.4</b>	6,861.8
Profit from ordinary activities before tax	HK\$ million	<b>1,142.2</b>	1,809.7
Profit attributable to shareholders	HK\$ million	<b>939.6</b>	1,539.4
Earnings per share	HK\$	<b>2.33</b>	3.81
Dividends per share	HK\$	<b>2.03</b>	1.86
Shareholders' funds	HK\$ million	<b>4,560.9</b>	4,179.7
Total assets	HK\$ million	<b>9,163.1</b>	8,752.0
Net borrowings	HK\$ million	<b>689.5</b>	225.8
Net finance charges	HK\$ million	<b>13.1</b>	23.8
Cash generated from operations	HK\$ million	<b>1,873.2</b>	2,194.7
<b>Financial Ratios</b>			
Profit margin (excluding deemed profit on partial disposal of a subsidiary)		<b>13.7%</b>	17.3%
Return on shareholders' funds		<b>20.6%</b>	36.8%
Net gearing (ratio of net borrowings to shareholders' funds)		<b>0.15</b>	0.05
Interest cover (ratio of profit from ordinary activities before tax to net finance charges)		<b>87.2</b>	75.9
Dividend cover (ratio of profit attributable to shareholders to total dividends paid and proposed for the year)		<b>1.15</b>	2.05
<b>Franchised Public Bus Operational Highlights</b>			
Average number of passenger trips per day	million trips	<b>3.16</b>	3.10
Number of licensed buses at year-end		<b>4,586</b>	4,544
Number of staff at year-end		<b>13,649</b>	13,689
Average number of staff per licensed bus		<b>2.98</b>	3.01
<b>Non-Franchised Transport Operational Highlights</b>			
Number of licensed buses at year-end		<b>223</b>	210
Number of catamarans at year-end		<b>6</b>	—
Number of staff at year-end		<b>503</b>	385

### Profit attributable to shareholders

HK\$ Million

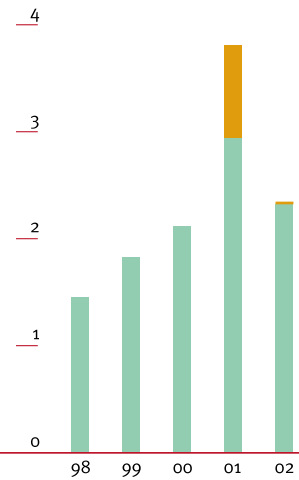


Excluding deemed profit on partial disposal of a subsidiary  
Deemed profit on partial disposal of a subsidiary

Profit attributable to shareholders for 2002 was HK\$939.6 million

### Earnings per share

HK\$

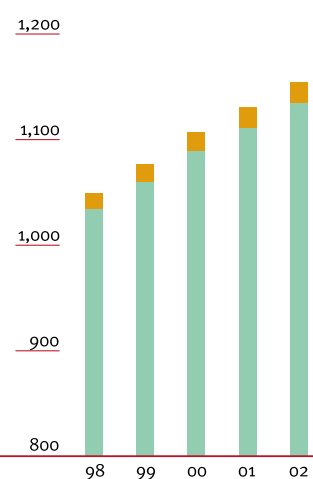


Excluding deemed profit on partial disposal of a subsidiary  
Deemed profit on partial disposal of a subsidiary

Earnings per share for 2002 was HK\$2.33

### Number of passenger trips (Franchised public bus operations)

Million trips



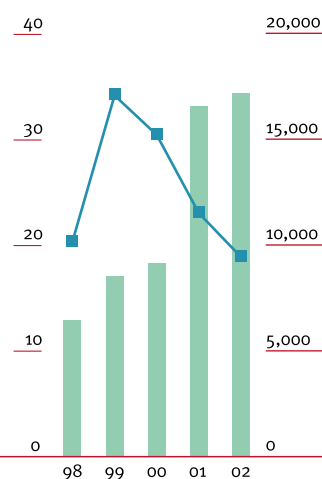
KMB  
LWB

Number of passenger trips was up by 2.2% to 1.15 billion in 2002 from 1.13 billion in 2001

### Share price of the Company and Hang Seng Index at year-end

HK\$

Hang Seng Index



Share price of the Company (HK\$)  
Hang Seng Index

The closing share price of the Company at 31 December 2002 was HK\$34.4 per share, up 3.6% from 2001 year-end