

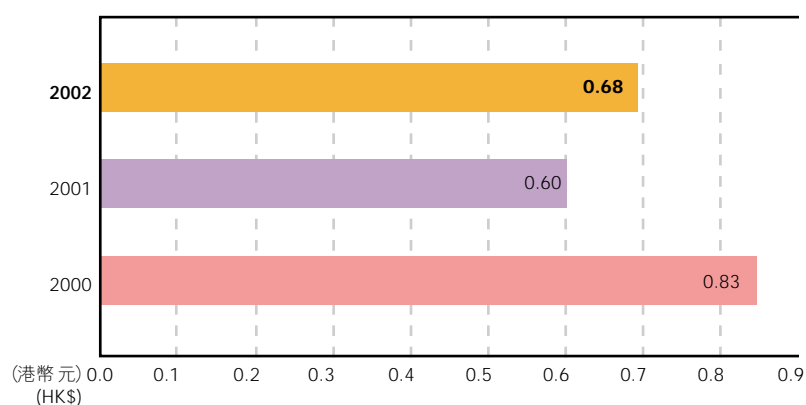
# 財務概要

## FINANCIAL HIGHLIGHTS

截至二零零二年十二月三十一日止年度 for the year ended 31 December 2002

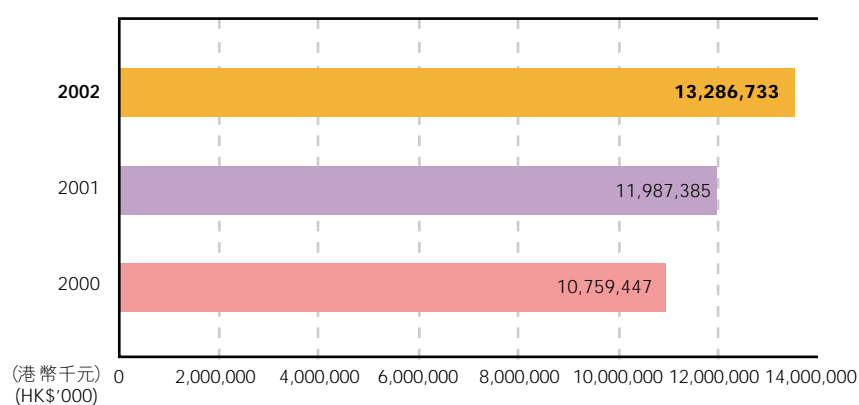
### 每股盈利

### EARNINGS PER SHARE



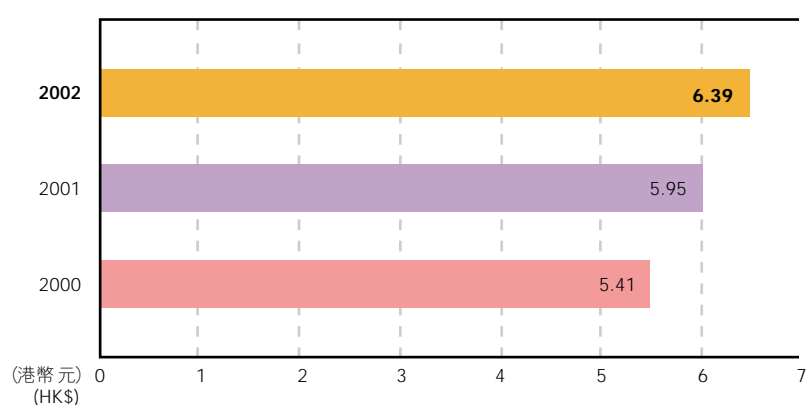
### 股東權益

### SHAREHOLDERS' FUNDS



### 每股資產淨值： 賬面值

### NET ASSETS PER SHARE： BOOK VALUE



截至二零零二年十二月三十一日止年度 for the year ended 31 December 2002

		二零零二年 港幣千元	二零零一年 港幣千元	二零零零年 港幣千元
		2002 HK\$'000	2001 HK\$'000	2000 HK\$'000
營業額	Turnover	28,822,019	24,196,490	16,810,248
經營溢利	Profit from operations	1,800,373	2,021,801	2,497,009
應佔聯營公司業績	Share of results of associates	449,930	422,559	611,698
股東應佔溢利	Profit attributable to shareholders	1,402,945	1,204,807	1,656,733
每股盈利(港幣) <sup>1</sup>	Earnings per share (HK\$) <sup>1</sup>	\$0.68	\$0.60	\$0.83
每股股息(港幣)	Dividend per share (HK\$)	\$0.47	\$0.18	\$0.21

		於二零零二年 十二月三十一日	於二零零一年 十二月三十一日	於二零零零年 十二月三十一日
		港幣千元 At 31 December 2002 HK\$'000	港幣千元 At 31 December 2001 HK\$'000	港幣千元 At 31 December 2000 HK\$'000
股東權益	Shareholders' funds	13,286,733	11,987,385	10,759,447
少數股東權益	Minority interests	3,263,256	2,867,842	2,889,160
綜合借款淨額	Consolidated net borrowings	1,482,909	1,684,944	—
流動比率	Current ratio	1.29	1.60	1.65
每股資產淨值 賬面值(港幣)	Net assets per share: book value (HK\$)	\$6.39	\$5.95	\$5.41
負債比率 <sup>2</sup>	Gearing <sup>2</sup>	8.96%	11.34%	N/A

附註：

1. 每股盈利乃將股東應佔溢利除以年內已發行股份之加權平均數計算。

2. 負債比率指借款淨額與股東權益及少數股東權益比例。

3. 除了如財務報告附註二(戊)所述關於二零零零年十二月三十一日止財政年度的商譽之會計處理外，過往年度之比較數字已經重列，以便符合本集團之會計政策。

Notes:

1. Earnings per share have been calculated by dividing the profit attributable to shareholders by weighted average number of shares in issue during the year.

2. Gearing represents the ratio of net borrowings to shareholders' funds and minority interests.

3. Except for the accounting treatment of purchased goodwill in the financial year ended 31 December 2000 as detailed in Note 2 (E) to the financial statements, comparative figures in prior years have been restated to conform with the Group's accounting policies.