

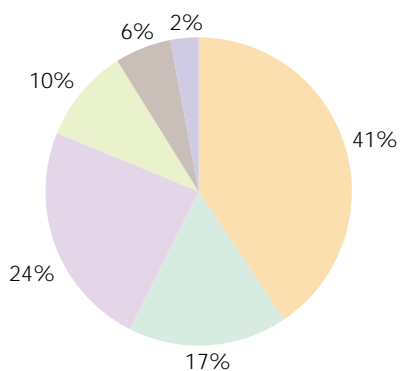
# 營業額及溢利分析表

## ANALYSIS OF TURNOVER AND PROFIT

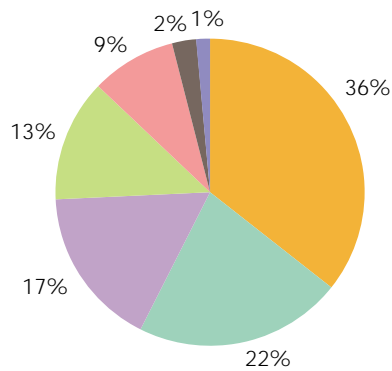
截至二零零二年十二月三十一日止年度 for the year ended 31 December 2002

### 各項業務之營業額

#### TURNOVER BY SEGMENT



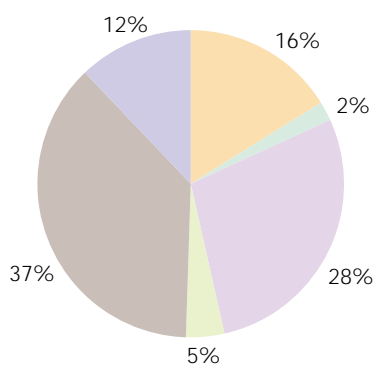
2001



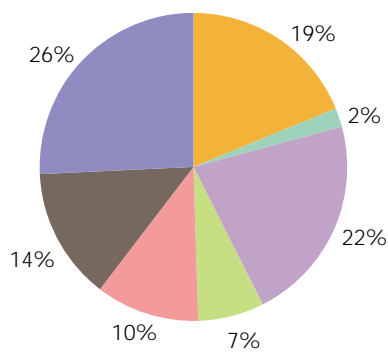
2002

### 各項業務之股東應佔溢利

#### PROFIT ATTRIBUTABLE TO SHAREHOLDERS BY SEGMENT



2001



2002

石油及化學品經銷  
Petroleum and Chemical Distribution

食品加工及經銷  
Food Processing and Distribution

物業  
Property

零售  
Retail

飲品  
Beverage

投資及其他業務  
Investments and Others

紡織  
Textiles

截至二零零二年十二月三十一日止年度 for the year ended 31 December 2002

		二零零二年 港幣千元 2002 HK\$'000	二零零一年 港幣千元 2001 HK\$'000
<b>各項業務之營業額</b>	<b>Turnover by segment</b>		
石油及化學品經銷	Petroleum and Chemical Distribution	10,500,763	9,889,257
零售	Retail	6,344,205	4,025,816
食品加工及經銷	Food Processing and Distribution	4,803,374	5,749,859
飲品	Beverage	3,738,119	2,412,999
紡織	Textiles	2,521,527	-
物業	Property	540,832	1,478,956
投資及其他業務	Investments and Others	518,442	774,271
<b>小計</b>	<b>Subtotal</b>	<b>28,967,262</b>	<b>24,331,158</b>
對銷業務間之交易	Elimination of inter-segment transactions	(145,243)	(134,668)
<b>總額</b>	<b>Total</b>	<b>28,822,019</b>	<b>24,196,490</b>
<b>各項業務之股東應佔溢利</b>	<b>Profit attributable to shareholders by segment</b>		
石油及化學品經銷	Petroleum and Chemical Distribution	284,671	227,942
零售	Retail	24,306	30,920
食品加工及經銷	Food Processing and Distribution	336,794	396,767
飲品	Beverage	100,105	60,849
紡織	Textiles	164,311	-
物業	Property	220,760	512,727
投資及其他業務	Investments and Others	407,293	169,471
<b>小計</b>	<b>Subtotal</b>	<b>1,538,240</b>	<b>1,398,676</b>
公司總部利息淨額及費用	Net corporate interest and expenses	(135,295)	(193,869)
<b>總額</b>	<b>Total</b>	<b>1,402,945</b>	<b>1,204,807</b>