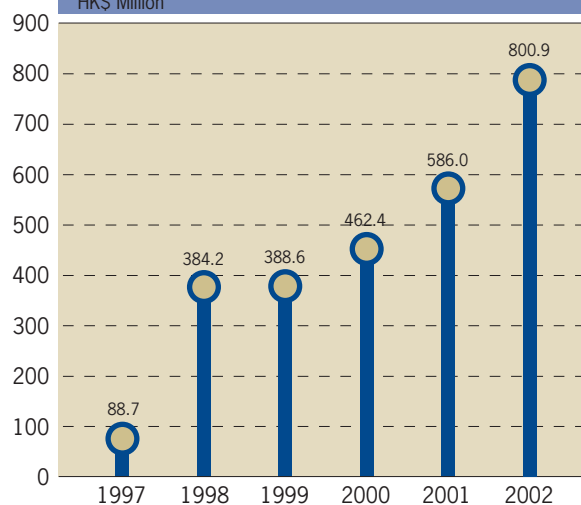




## Financial Summary

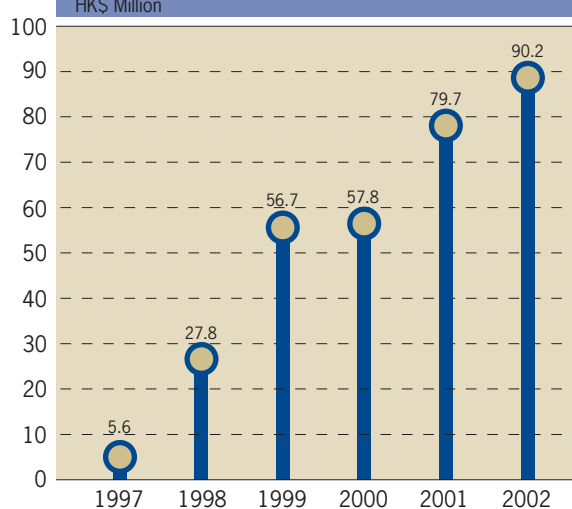
### Turnover, net

HK\$ Million



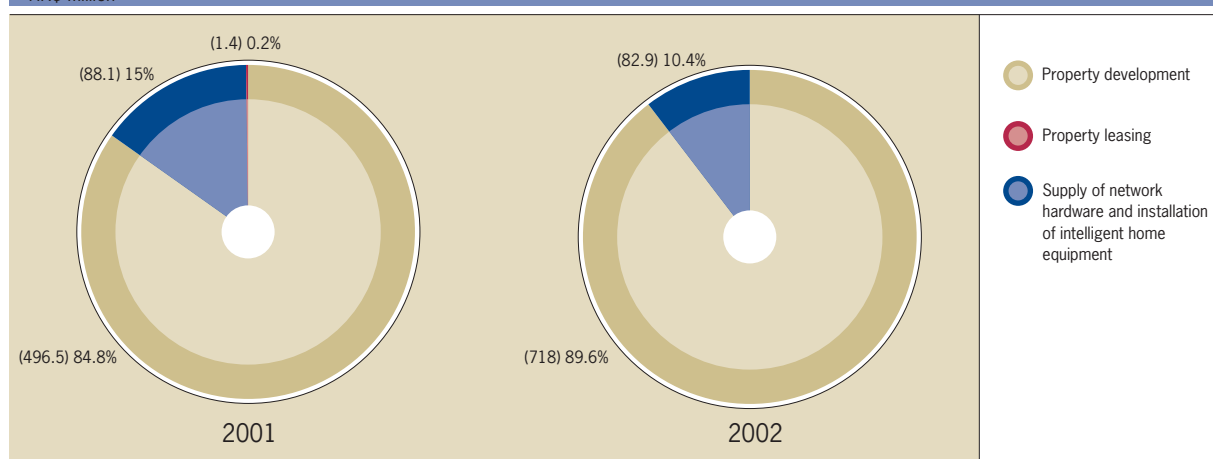
### Net Profit

HK\$ Million



### Turnover by Business Unit

HK\$ Million



## Financial Summary

### Summary of Results

(Prepared according to accounting principles generally accepted in Hong Kong)

	Year ended 31st December,						
	2002	2001	2000	1999	1998	1997	1996
	HK\$'000	HK\$'000	HK\$'000	HK\$'000	HK\$'000	HK\$'000	HK\$'000
	Note 4	Note 4	Note 3	Note 2	Note 2	Note 1	Note 1
Turnover, net	<b>800,886</b>	586,010	462,355	388,644	384,218	88,698	89,353
Gross Profit	<b>204,242</b>	166,288	123,430	105,482	70,961	11,728	52,540
Profit before Taxation	<b>136,269</b>	117,948	90,634	82,639	56,018	11,229	54,381
Taxation	<b>(48,745)</b>	(37,435)	(28,687)	(24,795)	(20,928)	(2,994)	(18,066)
Profit after Taxation	<b>87,524</b>	80,513	61,947	57,844	35,090	8,235	36,315
Minority Interests	<b>2,665</b>	(803)	(4,169)	(1,100)	(7,332)	(2,586)	(3,449)
Profit Attributable to Shareholders	<b>90,189</b>	79,710	57,778	56,744	27,758	5,649	32,866
Dividends (Note 6)	<b>18,000</b>	12,000	17,000	–	–	–	–
Earnings per Share (Basic) (Note 7)	<b>7.32 Cents</b>	7.95 Cents	5.78 Cents	7.36 Cents	3.7 Cents	0.75 Cents	4.38 Cents
(Diluted) (Note 7)	<b>7.30 Cents</b>	7.85 Cents	5.72 Cents	7.31 Cents	N/A	N/A	N/A

### Consolidated Balance Sheet

(Prepared according to accounting principles generally accepted in Hong Kong)

	As at 31st December,						
	2002	2001	2000	1999	1998	1997	1996
	HK\$'000	HK\$'000	HK\$'000	HK\$'000	HK\$'000	HK\$'000	HK\$'000
	Note 4	Note 4	Note 3	Note 2	Note 2	Note 5	Note 5
Total Assets	<b>1,957,247</b>	1,100,255	921,065	831,394	722,870	N/A	N/A
Total Liabilities	<b>882,891</b>	454,898	368,582	324,771	474,669	N/A	N/A
Net Assets	<b>1,074,356</b>	645,357	552,483	506,623	248,201	N/A	N/A
Cash reserves	<b>591,240</b>	157,861	197,680	227,811	92,458	N/A	N/A
Shareholders' funds	<b>1,013,694</b>	594,391	508,192	451,266	200,774	N/A	N/A



# Financial Summary

## Financial Ratio

(Prepared according to accounting principles generally accepted in Hong Kong)

	As at 31st December						
	2002	2001	2000	1999	1998	1997	1996
						Note 5	Note 5
Return on Equity (%)	<b>8.9%</b>	13.4%	11.4%	12.1%	13.8%	N/A	N/A
Current Ratio (times)	<b>2.7x</b>	2.2x	2.3x	2.5x	1.5x	N/A	N/A
Total Liabilities to							
Shareholders equity	<b>0.87</b>	0.76	0.73	0.69	2.36	N/A	N/A
Net Debt to Shareholders'							
Funds Ratio (%)	<b>0</b>	0	0	0	0	N/A	N/A

Note 1: These figures are extracted from the prospectus dated 30th November, 1999.

Note 2: The financial summary of the Group for the year ended 31st December 1998 and 1999 is extracted from page 38 to page 44 of the 1999 Annual Report.

Note 3: The financial summary of the Group for the years ended 31st December 2000 and 2001 is extracted from page 34 to page 38 of the 2000 Annual Report.

Note 4: The financial summary of the Group for the years ended 31st December 2002 and 2001 is extracted from page 36 to page 40 of this Annual Report.

Note 5: As the reorganization of the Group occurred only in 1999, therefore, no comparative figures are available for the years ended 31st December, 1996 and 1997.

Note 6: In 2001, the Group adopted, for the first time, SSAP9 (revised) – “Events after the Balance Sheet Date” issued by the Hong Kong Society of Accountants. The revised accounting policy, which requires dividends declared after the balance sheet date to be accounted for in the period in which they are declared, has been accounted for retrospectively. The accompanying consolidated financial statements for 2000 and 2001 have been restated to conform to the revised policy. The Board of Directors declare a final dividend of HK\$27,000,000 for year 2002 at HK\$0.0199 dividend per share. This proposed dividend is not reflected as a dividend payable in these accounts, but will be reflected as an appropriation of retained earnings for the year ending 31st December 2003.

Note 7: The calculation of earnings per share was based on the consolidated net profit of HK\$90,188,807 (2001: HK\$79,710,068) and the weighted average number of 1,231,969,726 shares (2001: 1,002,547,233 shares) in issue during the year.