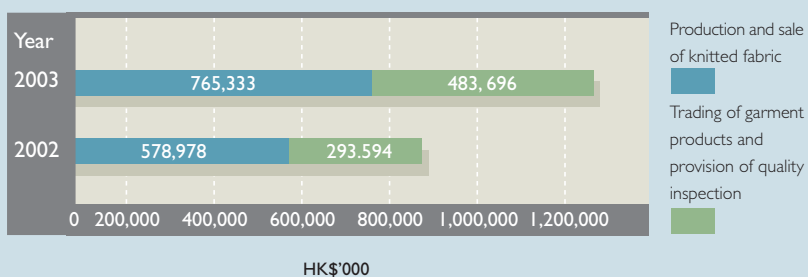


Financial Highlights and Summary

Results

	Year ended 31 March				
	1999	2000	2001	2002	2003
	HK\$'000	HK\$'000	HK\$'000	HK\$'000	HK\$'000
Turnover	387,736	487,758	603,468	872,572	1,249,029
Profit before tax	14,092	23,746	24,576	37,142	118,383
Taxation	(444)	(222)	(869)	(1,816)	(11,761)
Profit after tax	13,648	23,524	23,707	35,326	106,622
Minority interests	114	4	165	(1,643)	(14,354)
Net profit for the year	13,762	23,528	23,872	33,683	92,268
Dividends	–	–	–	10,793	32,826

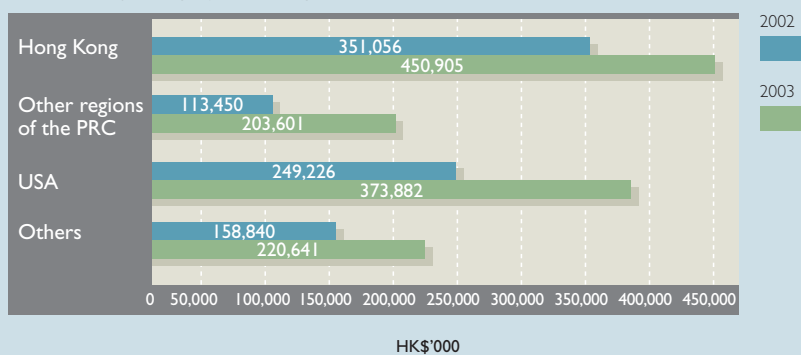
Turnover by Business Segments



Assets and Liabilities

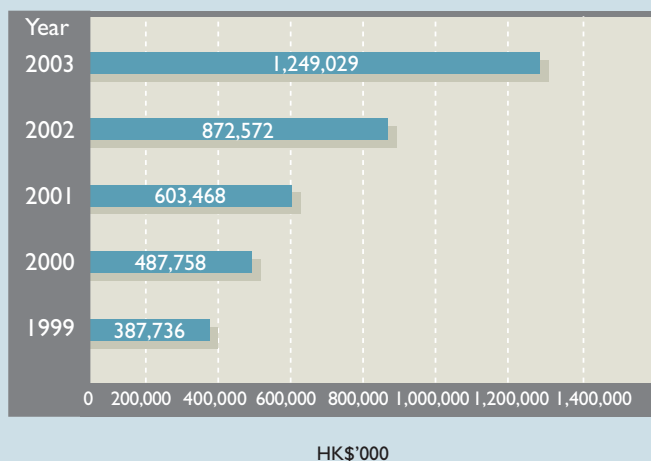
	At 31 March				
	1999	2000	2001	2002	2003
	HK\$'000	HK\$'000	HK\$'000	HK\$'000	HK\$'000
Total assets	465,224	540,339	600,164	803,180	1,043,507
Total liabilities	(174,977)	(226,890)	(252,199)	(394,183)	(457,914)
Minority interests	(1,143)	(1,139)	(974)	(6,987)	(15,461)
Shareholders' funds	289,104	312,310	346,991	402,010	570,132

Turnover by Geographical Segments

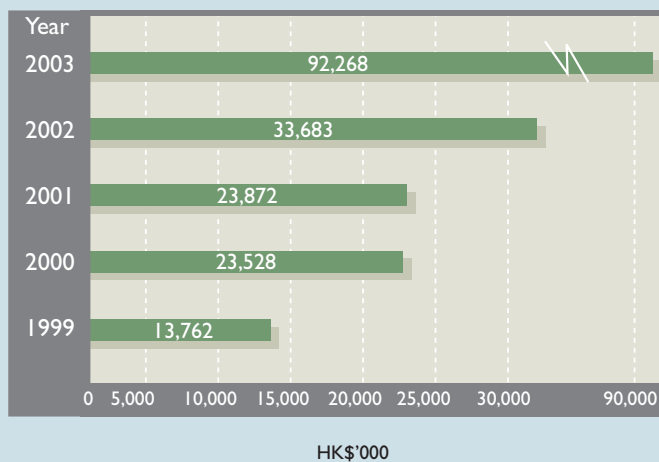


Financial Highlights and Summary

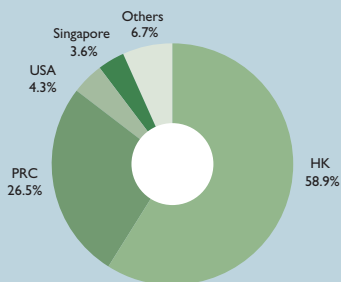
Turnover



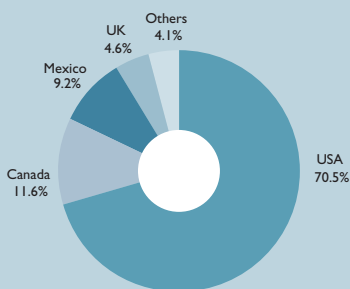
Net Profit for the Year



Turnover by Geographical Segments

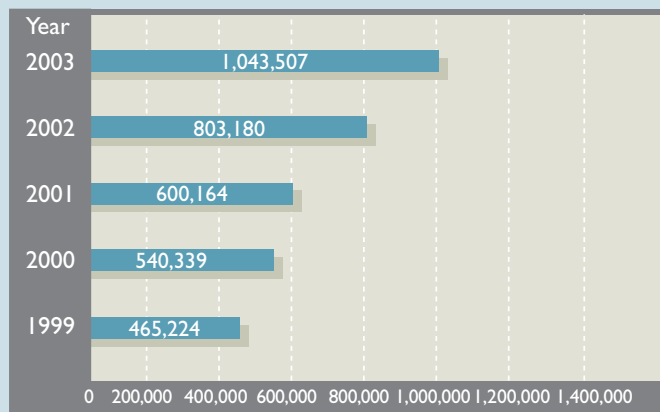


Production and sale of knitted fabric



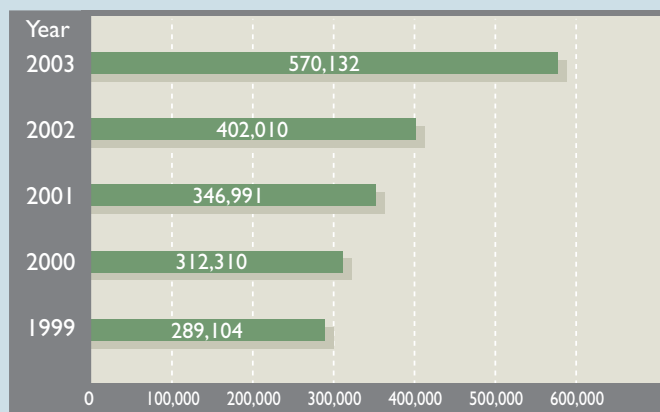
Trading of garment products and provision of quality inspection services

Total Assets



HK\$'000

Shareholders' Funds



HK\$'000