

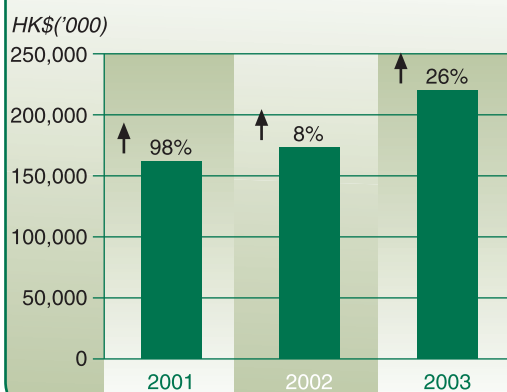
FINANCIAL HIGHLIGHTS

Year ended 30 June 2003

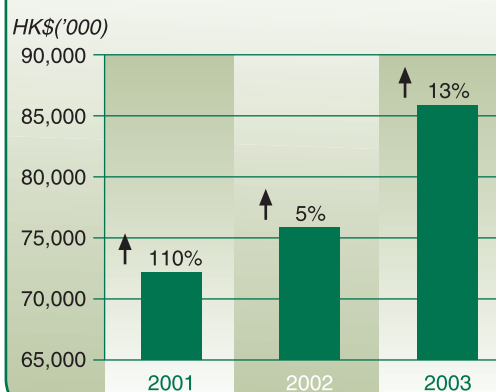
Key Financials

	2003 HK\$'000	2002 HK\$'000	% Change
Turnover	219,043	173,176	↑ 26.5%
Net profit for the year	85,883	75,869	↑ 13.2%
Basic earnings per share (HK cents)	16.4	16.2	↑ 1.2%
Gearing ratio (%)	27.5	41.3	↓ 33.4%
Cash and cash equivalents on hand	105,019	59,652	↑ 76.1%

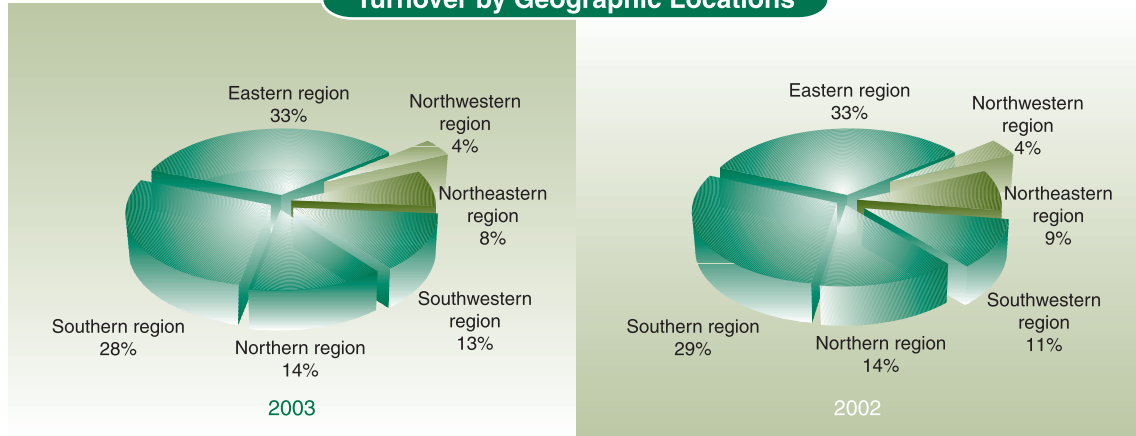
Turnover



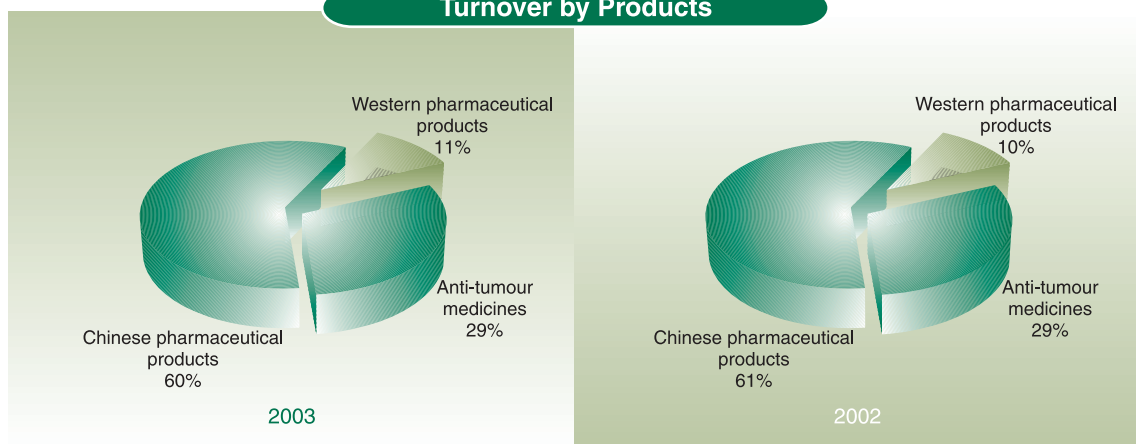
Net profit for the year



Turnover by Geographic Locations



Turnover by Products



Gross profit (%)

