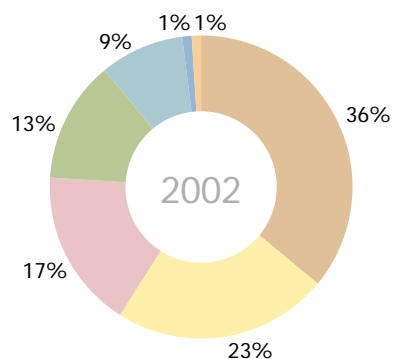
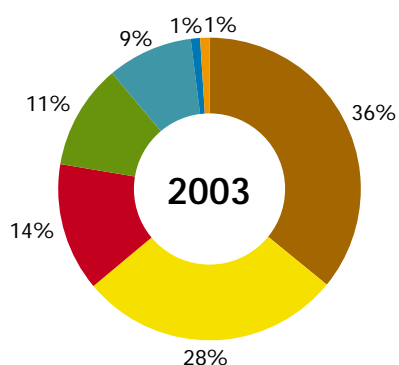


營業額及溢利分析表

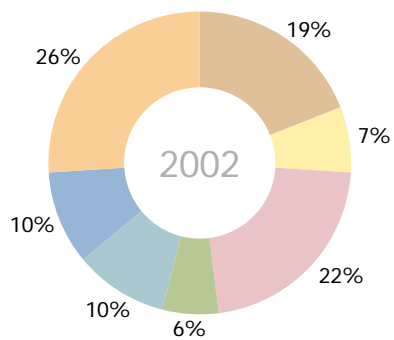
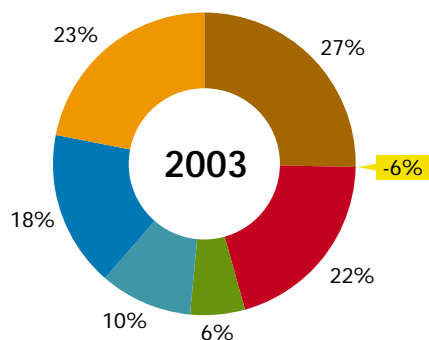
Analysis of Turnover and Profit

截至二零零三年十二月三十一日止年度 for the year ended 31 December 2003

各項業務之營業額
Turnover by segment



各項業務之股東應佔溢利
Profit attributable to shareholders by segment



石油及化學品經銷
Petroleum and Chemical Distribution

零售
Retail

食品加工及經銷
Food Processing and Distribution

飲品
Beverage

紡織
Textile

物業
Property

投資及其他業務
Investments and Others

截至二零零三年十二月三十一日止年度 for the year ended 31 December 2003

	二零零三年 港幣千元 2003 HK\$'000	二零零二年(重列) 港幣千元 ¹ 2002 (Restated) HK\$'000 ¹
各項業務之營業額 Turnover by segment		
石油及化學品經銷 Petroleum and Chemical Distribution	12,565,348	10,500,763
零售 Retail	9,827,128	6,527,747
食品加工及經銷 Food Processing and Distribution	4,801,464	4,803,374
飲品 Beverage	3,950,167	3,738,119
紡織 Textile	3,201,798	2,521,527
物業 Property	279,876	357,290
投資及其他業務 Investments and Others	180,069	518,442
小計 Subtotal	34,805,850	28,967,262
對銷業務間之交易 Elimination of inter-segment transactions	(150,678)	(145,243)
總額 Total	34,655,172	28,822,019
各項業務之股東應佔溢利 Profit attributable to shareholders by segment		
石油及化學品經銷 Petroleum and Chemical Distribution	424,068	287,280
零售 Retail	(98,763)	99,988
食品加工及經銷 Food Processing and Distribution	339,906	337,643
飲品 Beverage	98,162	89,723
紡織 Textile	165,891	162,759
物業 Property	278,686	152,173
投資及其他業務 Investments and Others	367,587	410,662
小計 Subtotal	1,575,537	1,540,228
公司總部利息淨額及費用 Net corporate interest and expenses	(120,360)	(135,295)
總額 Total	1,455,177	1,404,933

附註：

1. 比較數字已經重列，以便符合本年度會計政策之遞延稅項改變。

Notes:

1. The comparatives have been restated to conform with the year presentation in light of the change in accounting policy for deferred taxation.