

Financial Highlights

財務摘要

| | | 二零零四年 2004 千港元 HK\$'000 | 二零零三年 2003 千港元 HK\$'000 |
|------------|---|----------------------------------|----------------------------------|
| 營業額 | Turnover | 2,672,843 | 2,043,542 |
| 經營溢利 | Profit from operations | 399,061 | 230,785 |
| 經營業務所得 | Net cash inflow from operating activities | | |
| 現金淨額 | | 412,869 | 468,518 |
| 年內溢利 | Profit for the year | 318,364 | 187,840 |
| 每股盈利 (附註1) | Earnings per share (Note 1) | | |
| 基本 | Basic | 12.07 仙 cents | 7.17 仙 cents |
| 攤薄 | Diluted | 11.86 仙 cents | 7.13 仙 cents |

| | | 於二零零四年 十二月三十一日 As at 31st December, 2004 千港元 HK\$'000 | 於二零零三年 十二月三十一日 As at 31st December, 2003 千港元 HK\$'000 |
|--------------|--|---|---|
| 股東資金 | Shareholders' funds | 1,947,652 | 1,654,927 |
| 少數股東權益 | Minority interests | 535,511 | 396,901 |
| 股東資金及少數股東權益 | Shareholders' funds and Minority interests | 2,483,163 | 2,051,828 |
| 綜合借貸淨額 | Consolidated net borrowings | 815,783 | 507,368 |
| 綜合總資產 | Consolidated total assets | 4,610,606 | 3,738,238 |
| 負債比率 | Gearing ratios | | |
| 資本負債比率 (附註2) | Debt/equity gearing ratio (Note 2) | 33% | 25% |
| 資產負債比率 (附註3) | Debt/asset gearing ratio (Note 3) | 18% | 14% |

附註：

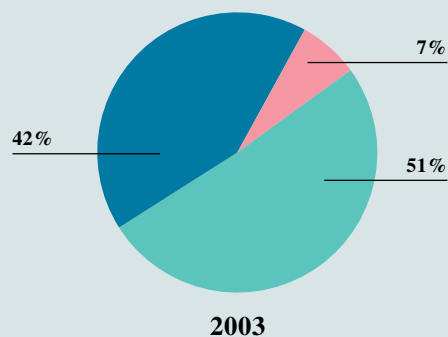
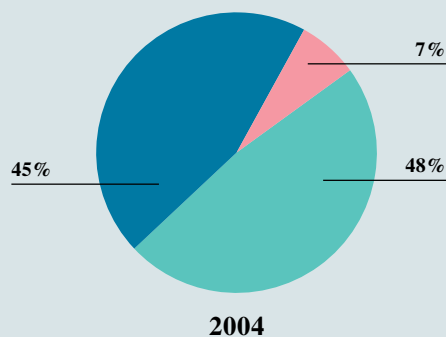
Notes:

- 每股基本盈利按已發行股份數目加權平均基準計算。每股攤薄盈利已計入購股權潛在攤薄因素的影響。
- 資本負債比率指綜合借貸淨額與股東資金及少數股東權益的比例。
- 資產負債比率指綜合借貸淨額與綜合總資產的比例。

- Basic earnings per share was calculated based on weighted average number of issued shares. Diluted earnings per share has incorporated the effect of potential dilutive factors such as share options.
- Debt/equity gearing ratio is the ratio of consolidated net borrowings to shareholders' funds and minority interests.
- Debt/asset gearing ratio is the ratio of the consolidated net borrowings to consolidated total assets.

按業務劃分的營業額 (百萬港元)

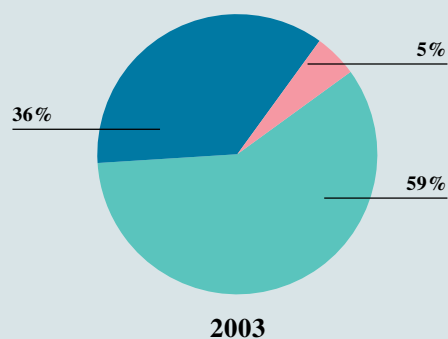
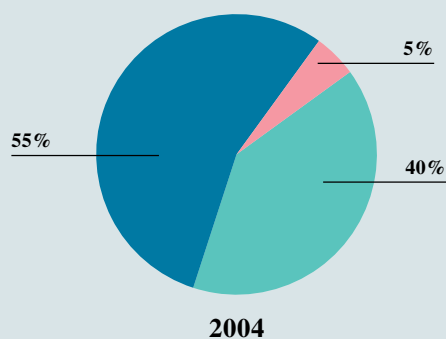
TURNOVER CONTRIBUTION BY BUSINESS SEGMENT (HK\$ million)



| | | 2004 | | 2003 | |
|-------|---------------|-------|------|-------|------|
| ■ 半導體 | Semiconductor | 1,295 | 48% | 1,046 | 51% |
| ■ 壓縮機 | Compressor | 1,192 | 45% | 854 | 42% |
| ■ 傢具 | Furniture | 186 | 7% | 144 | 7% |
| 總數 | TOTAL | 2,673 | 100% | 2,044 | 100% |

按業務劃分的經營溢利 (未計企業支出) (百萬港元)

PROFIT FROM OPERATIONS (BEFORE CORPORATE EXPENSES) BY BUSINESS SEGMENT (HK\$ million)



| | | 2004 | | 2003 | |
|-------|---------------|------|------|------|------|
| ■ 半導體 | Semiconductor | 167 | 40% | 147 | 59% |
| ■ 壓縮機 | Compressor | 230 | 55% | 91 | 36% |
| ■ 傢具 | Furniture | 22 | 5% | 11 | 5% |
| 總數 | TOTAL | 419 | 100% | 249 | 100% |

按業務劃分的年內溢利 (未計企業支出及企業利息) (百萬港元)
PROFIT FOR THE YEAR (BEFORE CORPORATE EXPENSES AND CORPORATE INTEREST) BY BUSINESS SEGMENT (HK\$ million)

