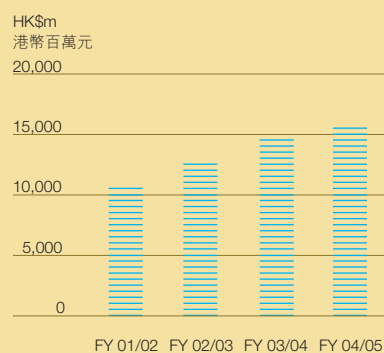


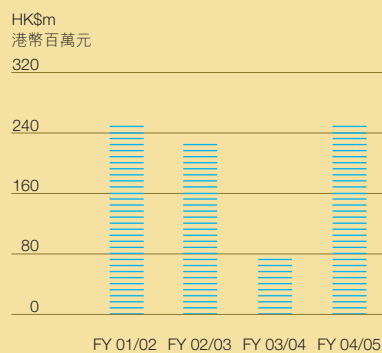
FINANCIAL HIGHLIGHTS 財務摘要

		FY 2004/05 二零零四／零五財年 HK\$m 港幣百萬元	FY 2003/04 二零零三／零四財年 HK\$m 港幣百萬元	FY 2002/03 二零零二／零三財年 HK\$m 港幣百萬元	FY 2001/02 二零零一／零二財年 HK\$m 港幣百萬元
FOR THE YEAR	於年度內				
Turnover	營業額	15,457	14,277	12,511	10,521
Profit from Operating Activities	經營溢利	246	74	226	249
Net Profit from Ordinary Activities Attributable to Shareholders	股東應佔日常業務之溢利淨額	210	34	179*	179*
Earnings per Share (HK cents)	每股盈利 (港仙)	24.44	3.95	20.85*	21.26*
Dividends per Share (HK cents)	每股股息 (港仙)	8.53	—	7.38	6.98
AT YEAR-END	於年度末				
Total Assets	總資產	4,887	4,038	3,920*	2,912*
Shareholders' Funds	股東資金	1,579	1,365	1,393*	1,272*
FINANCIAL RATIO	財務比率				
Return on Equity (%)	股東資金回報率 (百分比)	13.32	2.49	12.85*	14.07*
Interest Cover (times)	利息覆蓋比率 (倍)	5.09	1.59	6.40	5.43
Current Ratio (times)	流動比率 (倍)	1.40	1.68	1.60	1.76
Total Interest Bearing Debts to Shareholders' Funds Ratio (times)	付息債項佔股東資金比率 (倍)	0.68	0.74	0.55*	0.30*

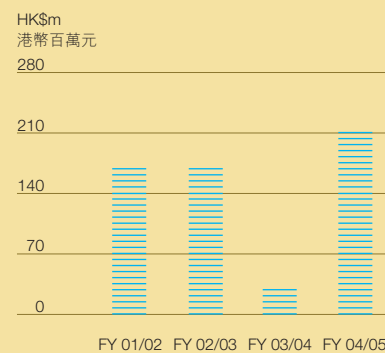
* figures restated 數字予以重列



Turnover
營業額



Profit from operating activities
經營溢利



Net profit from ordinary activities
attributable to shareholders
股東應佔日常業務之溢利淨額



IT Superhighways IT 高速公路

In the IT superhighways, new creations with more sophisticated features regularly blaze the trail. Digital China captures the best of the best to provide unbeatable products and services to meet clients' specific needs.

在瞬息萬變的 IT 世界裏，新科技和產品不斷推陳出新，神州數碼致力為客戶搜羅最先進的產品，提供最稱心的 IT 服務。

