

## Financial Summary

The consolidated results and assets and liabilities of the Group for the last five financial years, as extracted from the audited financial statements, are as follows:

### Results

	Year ended October 31,				
	2001	2002	2003	2004	2005
	HK\$'000	HK\$'000	HK\$'000	HK\$'000	HK\$'000
Turnover	1,318,306	1,012,212	971,084	1,349,920	1,714,784
<b>Operating Profit</b>					
Operating profit from ordinary activities	41,614	25,270	21,497	57,961	148,705
Share of profits of associates	2,991	3,306	7,767	16,346	9,354
Profit from ordinary activities before taxation	44,605	28,576	29,264	74,307	158,059
Taxation	(10,939)	(8,396)	(8,887)	(18,987)	(27,523)
Profit before minority interests	33,666	20,180	20,377	55,320	130,536
Minority interests	(2,473)	(4,147)	(7,457)	(10,227)	(9,463)
Profit for the year	31,193	16,033	12,920	45,093	121,073

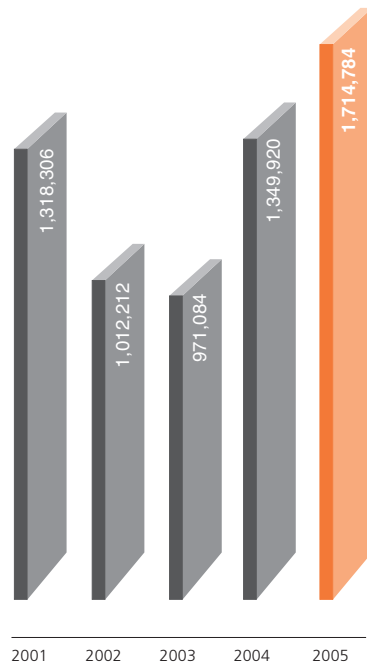
	At October 31,				
	2001	2002	2003	2004	2005
	HK\$'000	HK\$'000	HK\$'000	HK\$'000	HK\$'000
	(As restated, Note below)		(As restated, Note below)		
<b>Assets and Liabilities</b>					
Total assets	998,060	899,093	956,201	1,063,191	1,279,427
Total liabilities	530,608	435,033	488,072	552,498	684,866
Minority interests	467,452	464,060	468,129	510,693	594,561
	45,522	39,932	39,419	39,561	42,282
Shareholders' funds	421,930	424,128	428,710	471,132	552,279

Note: Certain prior years' figures have been restated to reflect the change in accounting policies as a result of the adoption of Statement of SSAP 9 "Events after the balance sheet date" and SSAP 12 (revised) "Income taxes."

## Financial Summary

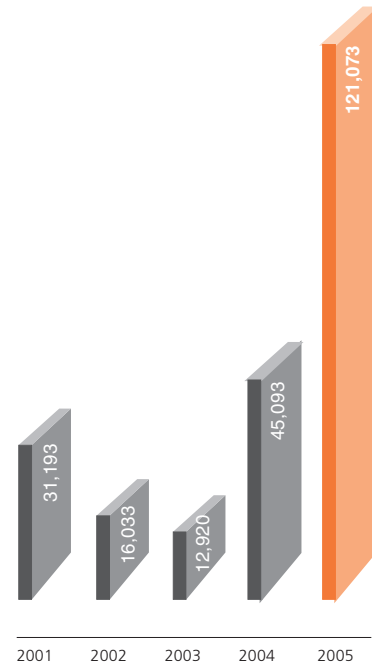
### Turnover

HK\$'000



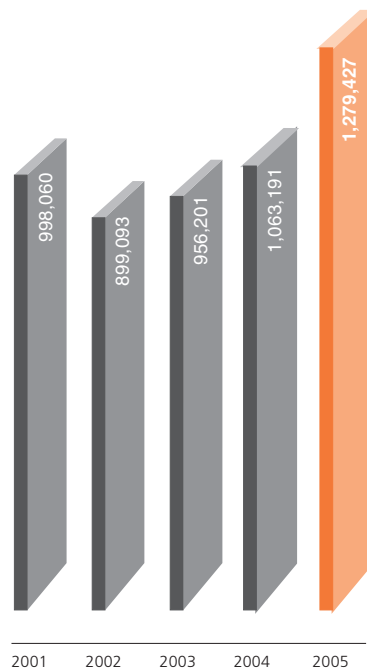
### Net profit for the year

HK\$'000



### Total assets

HK\$'000



### Shareholder's funds

HK\$'000

