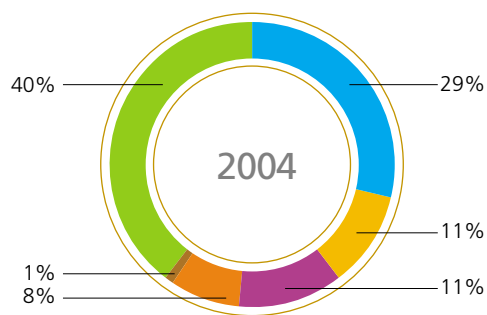
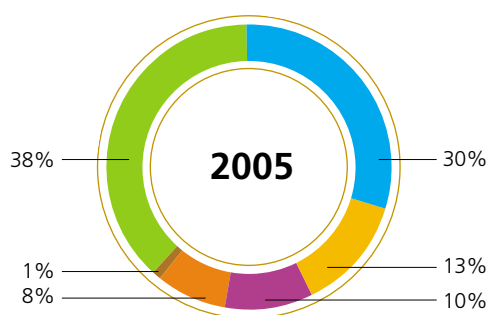


營業額及溢利分析表

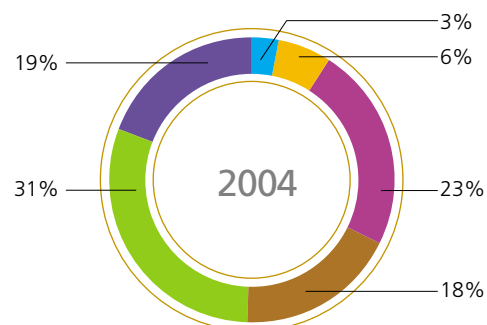
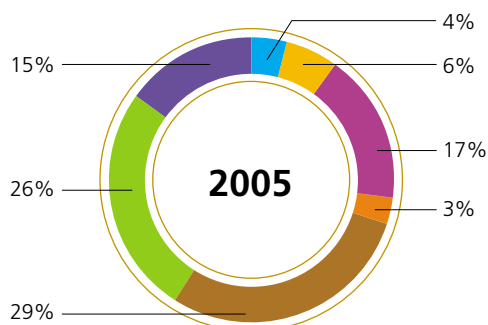
Analysis of Turnover and Profit

截至二零零五年十二月三十一日止年度 For the year ended 31 December 2005


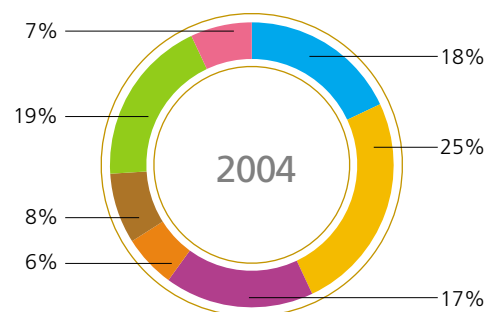
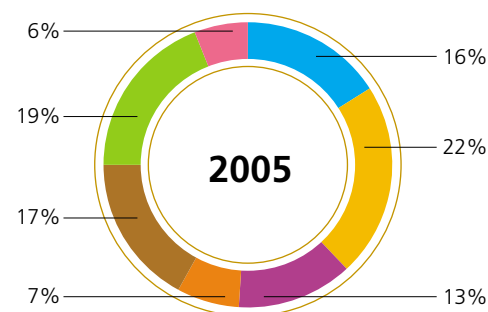
各項業務之營業額 Turnover by segment



各項業務之股東應佔溢利 Profit attributable to shareholders by segment



各項業務之未計利息、稅項、折舊及攤銷前盈利 EBITDA by segment



截至二零零五年十二月三十一日止年度 For the year ended 31 December 2005

		二零零五年 港幣千元 2005 HK\$'000	二零零四年(重列) ¹ 港幣千元 2004 (Restated) ¹ HK\$'000
各項業務之營業額	Turnover by segment		
核心業務	Core Businesses		
零售	Retail	16,202,472	13,898,114
飲品	Beverage	6,854,604	5,079,388
食品加工及經銷	Food Processing and Distribution	5,623,565	5,433,955
紡織	Textile	4,291,206	3,851,037
物業	Property	299,121	306,997
小計	Subtotal	33,270,968	28,569,491
其他業務	Other Businesses		
石油及相關產品經銷	Petroleum and Related Products Distribution	20,539,758	18,680,861
投資及其他業務	Investments and Others	—	—
小計	Subtotal	20,539,758	18,680,861
		53,810,726	47,250,352
對銷業務間之交易	Elimination of inter-segment transactions	(226,807)	(172,249)
總額	Total	53,583,919	47,078,103
各項業務之股東應佔溢利	Profit attributable to shareholders by segment		
核心業務	Core Businesses		
零售	Retail	107,202	52,212
飲品	Beverage	135,783	104,092
食品加工及經銷	Food Processing and Distribution	414,471	380,504
紡織	Textile	81,198	(873)
物業	Property	689,786	309,666
小計	Subtotal	1,428,440	845,601
其他業務	Other Businesses		
石油及相關產品經銷	Petroleum and Related Products Distribution	623,874	511,069
投資及其他業務	Investments and Others	355,977	319,806
小計	Subtotal	979,851	830,875
		2,408,291	1,676,476
公司總部利息淨額及費用	Net corporate interest and expenses	(187,888)	(196,423)
總額	Total	2,220,403	1,480,053
各項業務之未計利息、稅項、折舊及攤銷前盈利	EBITDA by segment		
核心業務	Core Businesses		
零售	Retail	755,867	627,407
飲品	Beverage	1,056,196	887,587
食品加工及經銷	Food Processing and Distribution	630,331	607,304
紡織	Textile	342,882	202,873
物業	Property	814,451	276,754
小計	Subtotal	3,599,727	2,601,925
石油及相關產品經銷	Petroleum and Related Products Distribution	907,696	694,494
其他 ²	Others ²	279,091	269,536
總額	Total	4,786,514	3,565,955

附註： 1. 由於會計政策有所變更，故比較數字均予重列，以符合本年度之列賬形式。
2. 其他包括應佔聯營公司業績淨額及扣減總部費用。

Notes: 1. Comparatives have been restated to conform with the current year presentation in light of the change in accounting policies.
2. Others include share of net results of associates less corporate overheads.