

Major Accounting Data and Business Data

(I) MAJOR FINANCIAL DATA FOR THE REPORTING PERIOD

Unit: RMB'000

Item	Under PRC accounting standards	Under HKGAAP accounting standards
Total profit	610,559	617,201
Net profit	528,057	534,698
Net profit after deducting non-recurring profit and loss items	529,769	534,698
Profit from principal operations	948,123	953,277
Profit from other operations	63,839	126,774
Operating profit	611,305	617,201
Investment income	1,266	0
Subsidy income	100	0
Net non-operating income	-2,111	0
Net cash flow from operating activities	996,865	966,819
Net increase in cash and cash equivalents	-751,098	-751,098

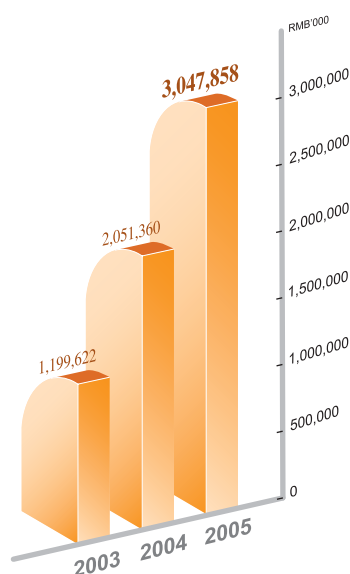
(II) RECONCILIATION FOR FINANCIAL STATEMENTS PREPARED IN ACCORDANCE WITH ACCOUNTING PRINCIPLES GENERALLY ACCEPTED IN HONG KONG ("HK GAAP") AND PRC ACCOUNTING STANDARDS ("PRC GAAP")

Unit: RMB'000

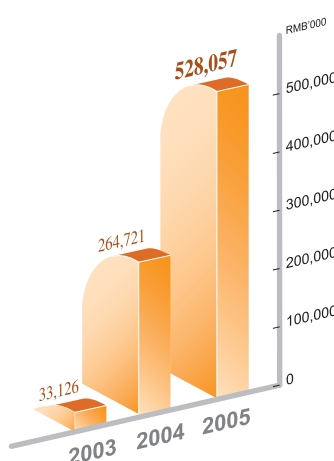
Item	2005	2004
Prepared under PRC GAAP	528,057	264,721
Prepared under HK GAAP	534,698	252,588

For details, please refer to note to financial statements: reconciliation for financial statements prepared in accordance with PRC GAAP and HK GAAP.

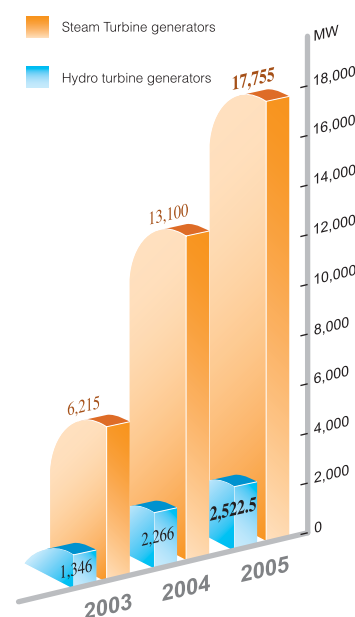
Revenue from principal operations



Net profit



Production volume of power-generating equipment



Major Accounting Data and Business Data *(continued)*

(III) CHARGING NON-RECURRING PROFIT AND LOSS ITEMS AND THE AMOUNT

Unit: RMB'000

Non-recurring profit and loss items	Amount
Loss on disposal of long-term assets (Less: income)	-997
Non-operating income	128
Non-operating expenses	-1,242
Subsidy income	100
Reverse of provision of impairment loss in previous years	472
Minority interests	-2
Income tax	-171
Total	-1,712

(IV) MAJOR ACCOUNTING DATA AND FINANCIAL INDICATIONS FOR THE LAST 3 YEARS

(1) Prepared under PRC GAAP

Unit: RMB

	2005	2004	Increase/ (decrease) during the year (%)	2003
Income from principal operations (RMB'000)	3,047,858	2,051,360	48.58	1,199,622
Total profit (RMB'000)	610,559	323,892	88.51	34,127
Net profit (RMB'000)	528,057	264,721	99.48	33,126
Net profit after deducting non-recurring profit and loss items (RMB'000)	529,769	248,356	113.31	30,043
Earnings per share (RMB)	1.173	0.588	99.49	0.074
Latest earnings per share (RMB)				
Return on net asset (%)	28.80	20.85	Increase by 7.95 percentage points	3.49
Return on net asset of net profit after deducting non-recurring profit and loss items (%)	28.90	19.56	Increase by 9.34 percentage points	3.17
Return on net asset of net profit after deducting non-recurring profit and loss items (weighted average) (%)				
Net cash flow from operating activities (RMB'000)	996,865	2,515,137	-60.37	1,091,315
Net cash flow from operating activities on per share (RMB)	2.22	5.59	-60.29	2.43
	At the end of 2005	At the end of 2004	Increase/ (decrease) during the year	At the end of 2003
Total assets (RMB'000)	8,462,083	6,374,067	32.76	3,714,721
Shareholders' equity (excluding minority interests) (RMB'000)	1,833,411	1,269,939	44.37	949,137
Net assets per share (RMB)	4.07	2.82	44.33	2.11
Adjusted net assets per share (RMB)	4.00	2.76	44.93	1.74

Major Accounting Data and Business Data *(continued)*



(IV) MAJOR ACCOUNTING DATA AND FINANCIAL INDICATIONS FOR THE LAST 3 YEARS *(continued)*

(2) Prepared under HK GAAP

Unit: RMB'000

Item	2005	2004	2003
Turnover	3,047,858	2,051,360	1,199,622
Profit/(loss) for the year	534,698	252,588	18,618
Total assets	8,462,888	6,348,184	3,730,752
Shareholders' equity	1,698,457	1,217,759	965,171
Profit/(loss) per share (RMB)	1.188	0.561	0.041
Net assets per share (RMB)	3.77	2.71	2.14
Return on net assets (%)	31.48	20.74	1.93
Ratio of shareholders' equity	20.07	19.18	25.87

(V) CHANGES IN SHAREHOLDERS' EQUITY DURING THE REPORTING PERIOD AND THE REASONS FOR THE CHANGES

(1) Prepared under PRC GAAP

Unit: RMB'000

Item	Opening balance	Increase in the year	Decrease in the year	Closing balance	Reason for the change
Share capital	450,000			450,000	
Capital reserve	663,868	89,545	130	753,283	Transfer of the specific fund granted to three-tier enterprises for removal and renovation, government grants for research projects and unclaimed payables
Surplus reserve	70,975	80,264		151,239	Appropriation from net profit
including:					
Welfare fund	31,792	26,755		58,547	Appropriation from net profit
Undistributed profit	85,096	528,057	134,265	478,888	The increase was attributable to operating profit, and the decrease was due to appropriation of surplus reserve from net profit and distribution of dividend of ordinary shares for 2004.
Total	1,269,939	697,866	134,395	1,833,410	

Major Accounting Data and Business Data *(continued)*

(V) CHANGES IN SHAREHOLDERS' EQUITY DURING THE REPORTING PERIOD AND THE REASONS FOR THE CHANGES *(continued)*

(2) Prepared under HK GAAP

Unit: RMB'000

Item	Opening balance	Increase in the year	Decrease in the year	Closing balance	Reason for the change
Share capital	450,000			450,000	
Capital reserve	636,061			636,061	
Surplus reserve	70,975	80,264		151,239	Appropriation from net profit
Including:					
welfare fund	31,793	26,754		58,547	Appropriation from net profit
Undistributed profit	60,723	534,698	134,264	461,157	The increase was attributable to operating profit, and the decrease was due to appropriation of surplus reserve from net profit and distribution of dividend for ordinary shares for 2004.
Total	1,217,759	614,962	134,264	1,698,457	

(VI) INCOME STATEMENT CALCULATED IN ACCORDANCE WITH THE REQUIREMENT OF THE "INFORMATION DISCLOSURE FOR COMPANIES ISSUING LISTED SECURITIES" (NO. 9) OF THE CHINA SECURITIES REGULATORY COMMISSION

Profit for the reporting period	Return on net assets (%)		Earnings per share (RMB)	
	Fully diluted	Weighted average	Fully diluted	Weighted average
Profit from principal operations	51.71	63.10	2.107	2.107
Operating profit	33.34	40.69	1.358	1.358
Net profit	28.80	35.15	1.173	1.173
Net profit after deducting non-recurring profit and loss items	28.90	35.26	1.177	1.177

