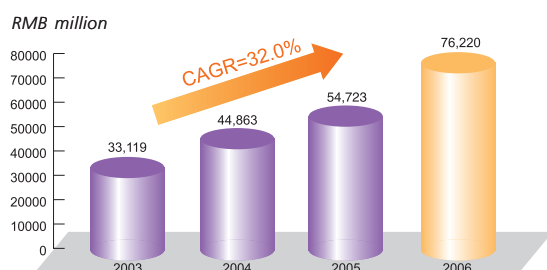


Financial Highlights

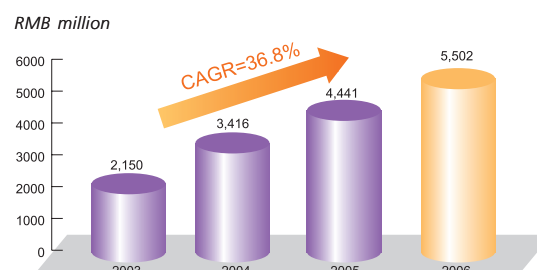
	2006	2005	2005-2006 change (%)
For the year ended 31 December (RMB million)			
Turnover	114,881	83,265	↑ 38.0
Profit for the year	4,286	2,971	↑ 44.3
Profit attributable to equity holders of the Company	3,199	2,195	↑ 45.7
As at 31 December (RMB million)			
Total assets	126,952	79,059	↑ 60.6
Total liabilities	90,225	66,612	↑ 35.4
Total equity	36,727	12,447	↑ 195.1
Per share (RMB)			
Earnings per share	0.29	0.20	↑ 45.0
Equity attributable to equity shareholders per share	2.15	0.83	↑ 159.0

Segment Turnover for Major Businesses

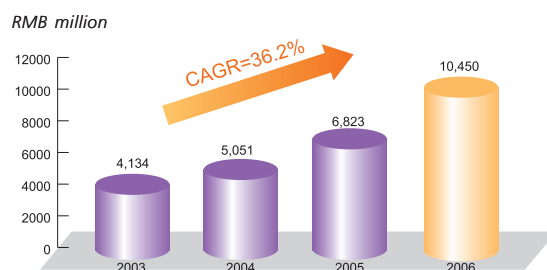
Infrastructure Construction Business



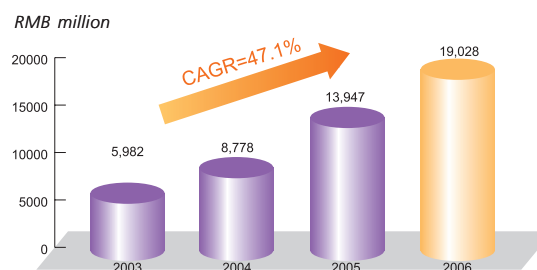
Infrastructure Design Business



Dredging Business



Port Machinery Manufacturing Business



Segment turnover is before elimination of inter-segment transactions.

