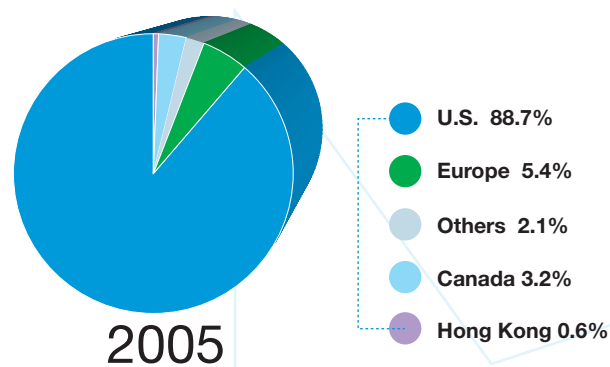
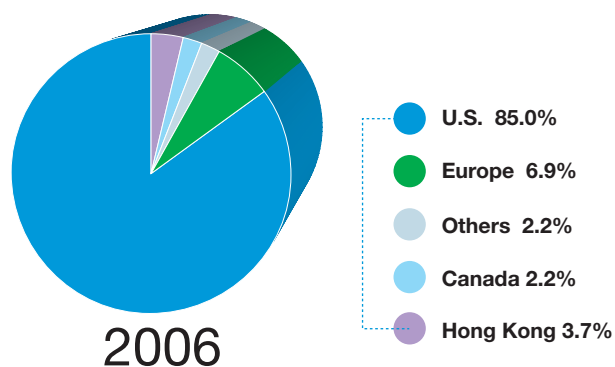


Financial Highlights

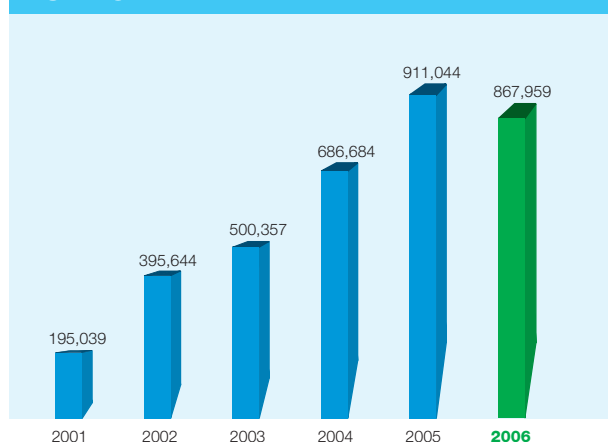
Financial Highlights and Key Ratios as of the Year Ended 31st December:

(HK\$'000, except where otherwise stated)	2006	2005	% Change
CONSOLIDATED			
Turnover	867,959	911,044	-4.7
Profit attributable to equity holders of the Company	100,646	140,929	-28.6
Basic earnings per share	HK17 cents	HK24 cents	-29.2
Dividend per share			
Interim, paid	HK8 cents	HK8 cents	—
Special, declared	HK3 cents	HK3 cents	—
Final, proposed	HK9 cents	HK9 cents	—
Gross Profit Margin (%)	32.0	32.6	
Net Profit Margin (%)	11.6	15.5	
Gearing Ratio (%)	4.5	0.0	
Current Ratio	1.50	1.74	
Quick Ratio	0.62	0.88	

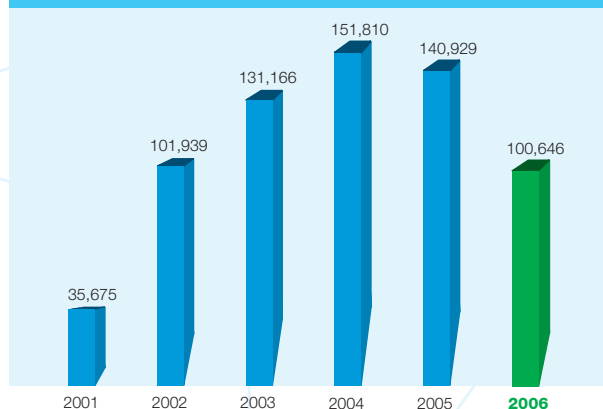
TURNOVER BREAKDOWN BY MARKET



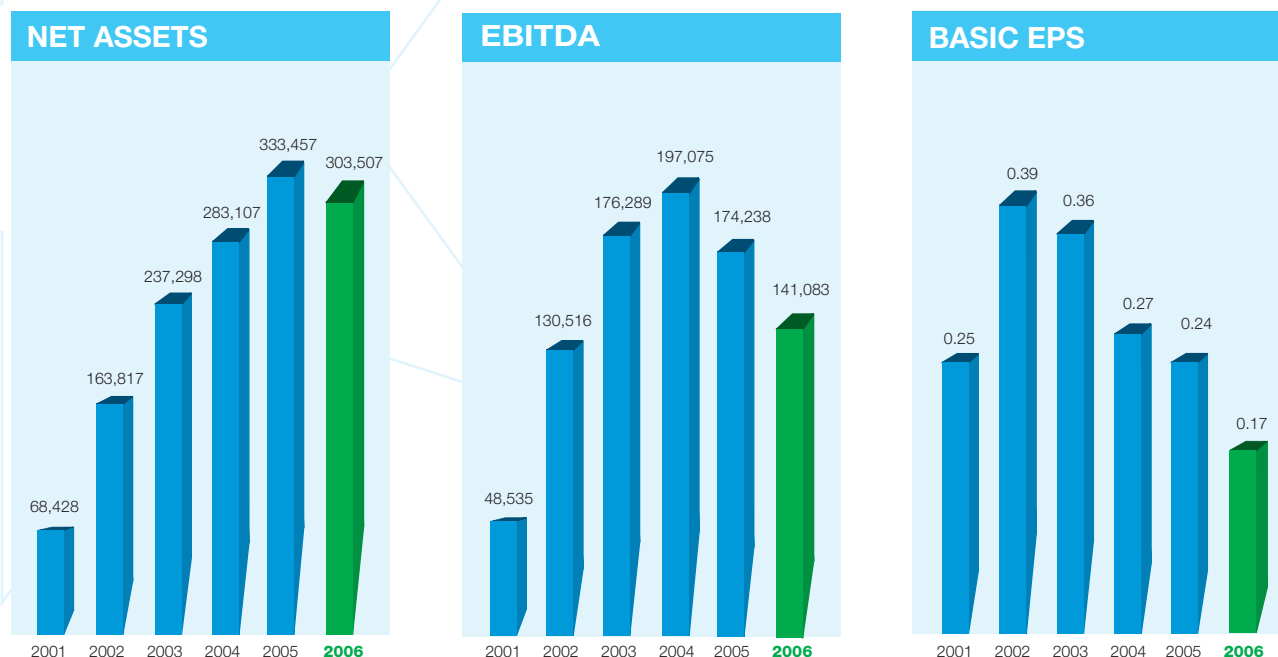
TURNOVER



PROFIT ATTRIBUTABLE TO EQUITY HOLDERS OF THE COMPANY



Financial Highlights



DEFINITIONS

Gross Profit Margin (%)	=	$\frac{\text{Gross Profit}}{\text{Turnover}} \times 100\%$
Net Profit Margin (%)	=	$\frac{\text{Profit attributable to equity holders of the Company}}{\text{Turnover}} \times 100\%$
Gearing Ratio (%)	=	$\frac{\text{Total Debt}}{\text{Equity attributable to equity holders of the Company}} \times 100\%$
Current Ratio	=	$\frac{\text{Current Assets}}{\text{Current Liabilities}}$
Quick Ratio	=	$\frac{\text{Current Assets excluding Inventories}}{\text{Current Liabilities}}$