

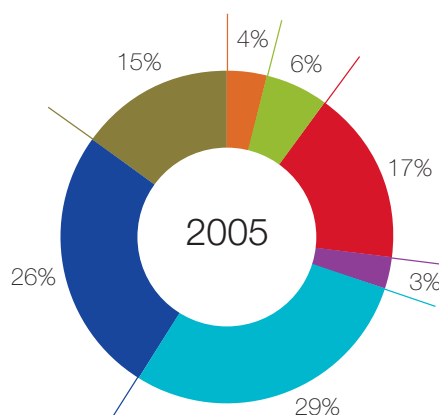
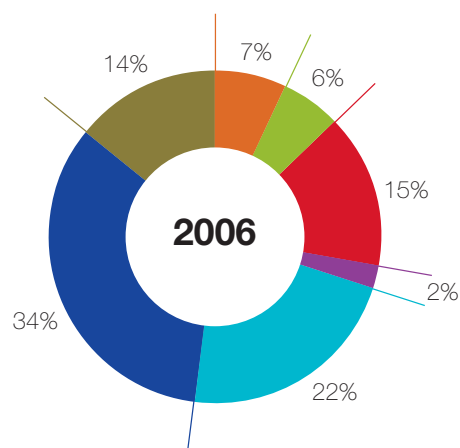
股東應佔溢利分析表

Analysis of Profit Attributable to Shareholders

截至二零零六年十二月三十一日止年度 For the year ended 31 December 2006

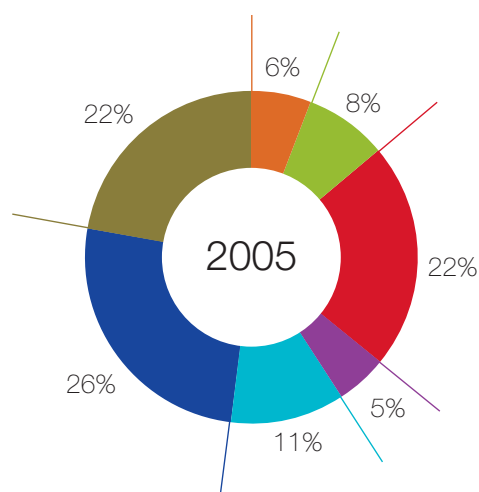
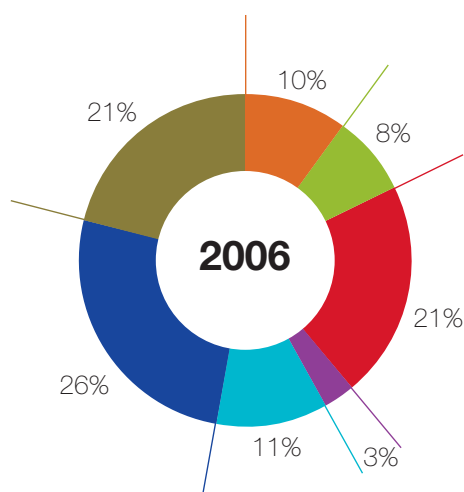
各項業務之股東應佔溢利

Profit attributable to shareholders by segment



各項業務扣除投資物業重估及出售主要非核心資產／投資影響之股東應佔溢利

Profit attributable to shareholders excluding the effect of investment property revaluation and major disposal of non-core assets/investments by segment



截至二零零六年十二月三十一日止年度 For the year ended 31 December 2006

各項業務之股東應佔溢利	Profit attributable to shareholders by segment	二零零六年 港幣百萬元 2006 HK\$ million	二零零五年 港幣百萬元 2005 HK\$ million	增加/(減少) Increased/ (Decreased) %
核心業務	Core Businesses			
零售	Retail	217	107	102.8%
飲品	Beverage	174	136	27.9%
食品加工及經銷	Food Processing and Distribution	435	414	5.1%
紡織	Textile	61	81	(24.7%)
投資物業	Investment Property	647	690	(6.2%)
小計	Subtotal	1,534	1,428	7.4%
其他業務	Other Businesses			
石油及相關產品經銷	Petroleum and Related Products Distribution	1,002	624	60.6%
投資及其他業務	Investments and Others	421	356	18.3%
小計	Subtotal	1,423	980	45.2%
		2,957	2,408	22.8%
公司總部利息淨額及費用	Net corporate interest and expenses	(181)	(188)	(3.7%)
總額	Total	2,776	2,220	25.0%
各項業務扣除投資物業重估及出售主要非核心資產／投資影響之股東應佔溢利	Profit attributable to shareholders excluding the effect of investment property revaluation and major disposal of non-core assets/ investments by segment			
核心業務	Core Businesses			
零售	Retail	203	90	125.6%
飲品	Beverage	174	136	27.9%
食品加工及經銷 ¹	Food Processing and Distribution ¹	435	355	22.5%
紡織	Textile	59	78	(24.4%)
投資物業 ²	Investment Property ²	215	182	18.1%
小計	Subtotal	1,086	841	29.1%
其他業務	Other Businesses			
石油及相關產品經銷 ³	Petroleum and Related Products Distribution ³	519	411	26.3%
投資及其他業務	Investments and Others	421	356	18.3%
小計	Subtotal	940	767	22.6%
		2,026	1,608	26.0%
公司總部利息淨額及費用	Net corporate interest and expenses	(181)	(188)	(3.7%)
總額	Total	1,845	1,420	29.9%

附註：

Notes

- 食品加工及經銷業務的二零零五年業績不包括出售聯營公司所得淨利約港幣59,000,000元。
Net gain on disposal of an associated company amounting to approximately HK\$59 million has been excluded in the 2005 results of the Food Processing and Distribution division.
- 投資物業業務的業績不包括金額合共為港幣432,000,000元(二零零五年：港幣508,000,000元)的淨估值盈餘及出售若干非核心投資物業所得淨利。
Net valuation surplus and disposal gains of certain non-core investment properties with an aggregate amount of HK\$432 million (2005: HK\$508 million) have been excluded in the results of the Investment Property division.
- 石油及相關產品經銷業務的業績不包括金額合共為港幣483,000,000元(二零零五年：港幣213,000,000元)的出售一項投資所得淨利及淨估值盈餘。
Net gain on disposal of an investment and net valuation surplus with an aggregate amount of HK\$483 million (2005: HK\$213 million) have been excluded in the results of the Petroleum and Related Products Distribution division.