

FINANCIAL HIGHLIGHTS

SUMMARY OF OPERATIONS (RMB'000)

	2006	2005
Turnover	550,714	485,570
Loss from operations	(17,682)	(79,443)
Share of results of associates	3,190	(14,294)
Profit before taxation	150,627	20,239
Profit attributable to equity holders of the Company	139,294	28,255
Basic earnings per share	RMB0.35	RMB0.07

SUMMARY OF NET ASSETS (RMB'000)

	31 December 2006	31 December 2005
Total assets	1,125,517	935,685
Total liabilities	311,387	271,808
Net assets	720,116	580,939
Net assets per share*	RMB1.80	RMB1.45

* On 31 December 2006, net assets per share is calculated on the basis of net assets of RMB720,116,000 (2005: RMB580,939,000) and the total number of issued shares of 400,000,000 shares (2005: 400,000,000 shares).

TURNOVER (by major products)

(RMB'000)

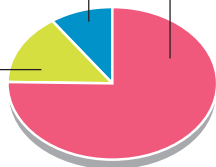
2006

COPPER CABLES AND RELATED PRODUCTS

416,066

CABLE JOINING SLEEVES AND
RELATED PRODUCTS 53,242

OPTICAL FIBRES AND
RELATED PRODUCTS 81,406



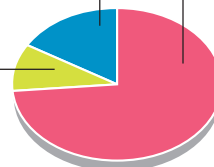
2005

COPPER CABLES AND RELATED PRODUCTS

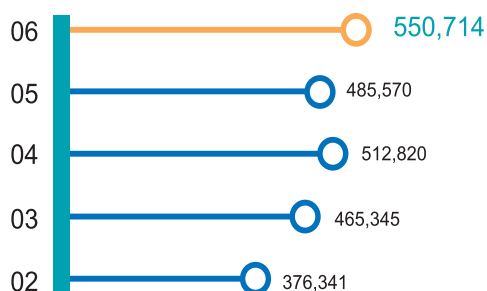
357,645

CABLE JOINING SLEEVES AND
RELATED PRODUCTS 79,558

OPTICAL FIBRES AND
RELATED PRODUCTS 48,367



TURNOVER (RMB'000)



PROFIT / (LOSS) ATTRIBUTABLE TO THE EQUITY HOLDERS OF THE COMPANY (RMB'000)

