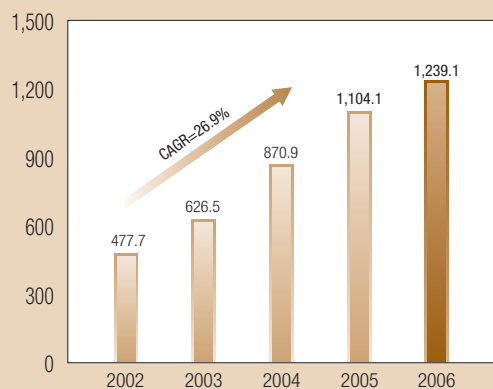


FINANCIAL HIGHLIGHTS

For the years ended 31 December	2006	2005	%Changes increase/(decrease)
Operating Results	HK\$'000	HK\$'000	%
Revenue	1,239,119	1,104,134	12.2%
Gross profit	313,823	265,252	18.3%
EBITDA	203,087	155,067	31.0%
Net profit	121,657	95,696	27.1%
Per Share Data	HK cents	HK cents	%
Earnings per share-basic	28.48	24.76	15.0%
Total dividend per share (proposed)	5.50	3.50	57.1%
Net asset per share	135.57	107.36	26.3%
Financial Position	HK\$'000	HK\$'000	%
Total assets	1,234,394	1,023,134	20.6%
Net assets	606,303	444,441	36.4%
Financial Ratios	%	%	%
Gross profit to Revenue	25.3%	24.0%	5.4%
Net profit to Revenue	9.8%	8.7%	12.6%
Return on Equity	20.1%	21.5%	(6.5%)
Net debt to Equity	46.2%	51.9%	(11.0%)

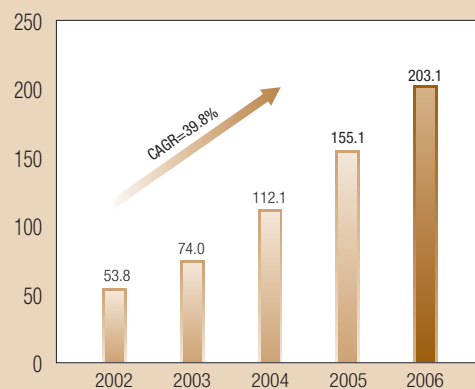
REVENUE

For the year ended 31 December
HK\$' million



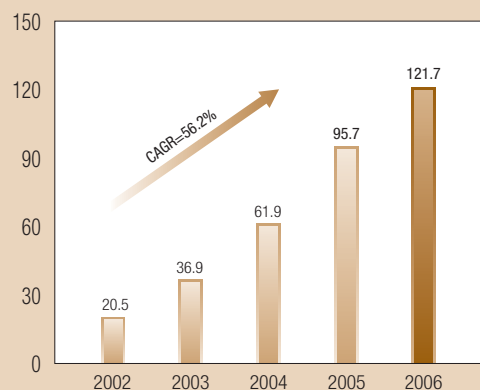
EBITDA

For the year ended 31 December
HK\$' million



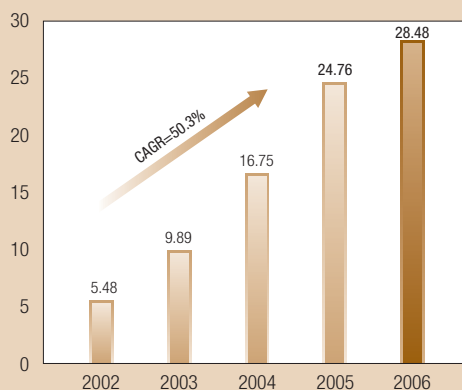
NET PROFIT

For the year ended 31 December
HK\$' million



EARNINGS PER SHARE - BASIC

For the year ended 31 December
HK cents



Note: CAGR = cumulative annual growth rate from FY2002 to FY2006