

Financial Highlights

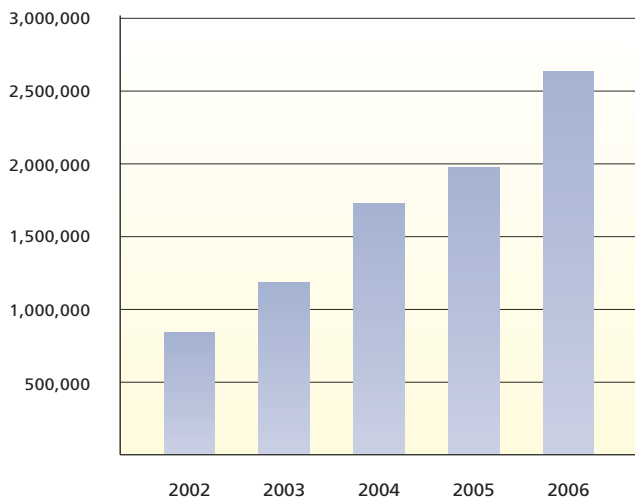
<i>RMB (Million)</i>	2006	2005	2004	2003
Revenue and Profit				
Revenue	2,630	2,000	1,758	1,181
Profit before tax	211	62	21	87
Profit/(loss) after taxation	180	45	11	70
Attributable to:				
Equity holders of the Company	123	17	(21)	45
Minority interests	57	28	32	25
Dividends – Proposed final	–	0.6	1.3	3
Earnings per share attributable to Equity holders of the Company – Basic (<i>RMB cents</i>)	19.24	2.64	(3.21)	6.97
Assets and Liabilities				
Total assets	4,056	2,695	2,860	2,462
Total liabilities	1,761	922	1,114	715
Total equity	2,295	1,774	1,746	1,747
Equity attributable to equity holders of the Company	1,297	1,166	1,157	1,197
Minority interests	998	608	589	550

Note: the above figures including continuing and discontinued operations

Financial Highlights

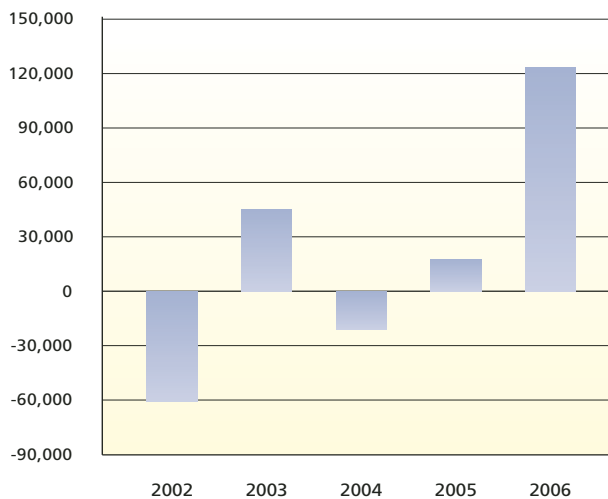
TURNOVER

RMB'000



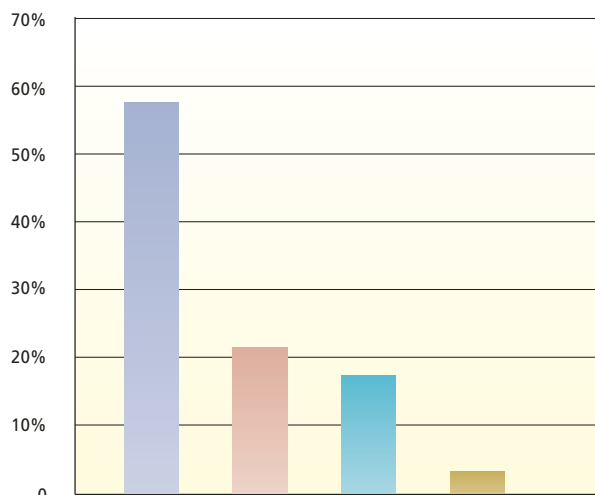
PROFIT (LOSS) ATTRIBUTABLE TO SHAREHOLDERS

RMB'000

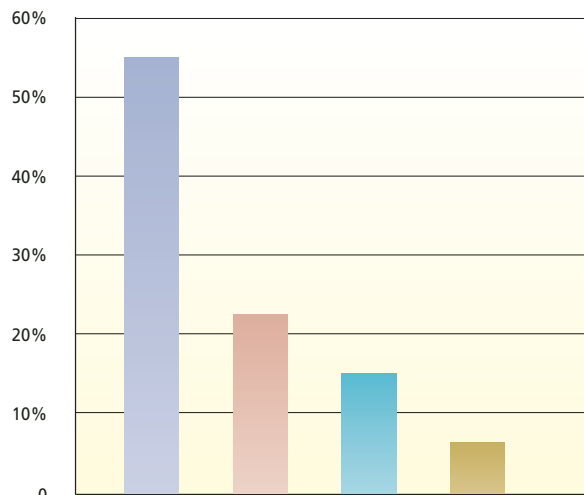


TURNOVER BY BUSINESS SEGMENTS

2006



2005



LCD
 PCB
 Timepieces
 Others