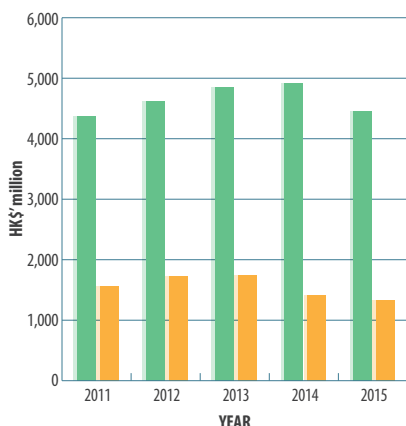


FINANCIAL HIGHLIGHTS

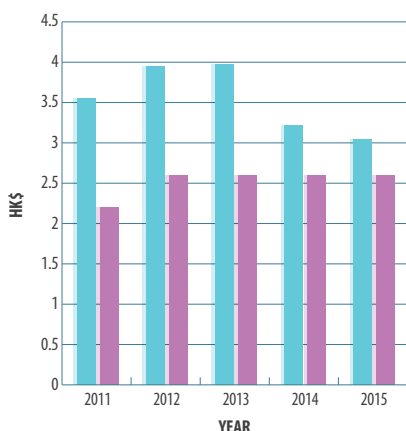
Revenue & Profit Attributable to Equity Holders of the Company

■ Revenue (Continuing operations)
■ Profit Attributable to Equity Holders of the Company



Earnings & Dividends[#] Per Share

■ Earnings per Share
■ Dividends[#] per Share



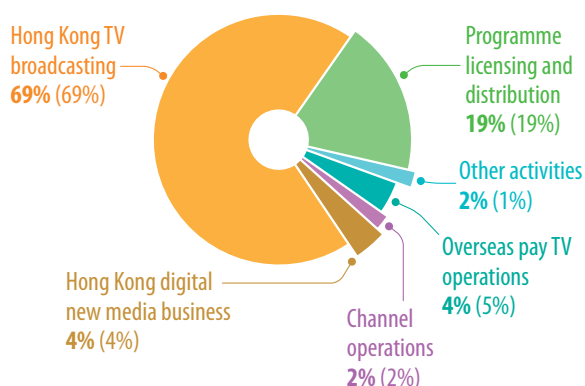
[#] excluding special dividend

	2015	2014 (Restated)	Change
Performance			
Earnings per share	HK\$3.04	HK\$3.22	-5.6%
Dividends per share			
- Interim	HK\$0.60	HK\$0.60	-
- Final	HK\$2.00	HK\$2.00	-
	HK\$2.60	HK\$2.60	-
Special dividend per share	-	HK\$2.30	
	HK\$'mil	HK\$'mil	
Revenue			
- Hong Kong TV broadcasting	3,105	3,420	-9%
- Hong Kong digital new media business	170	196	-13%
- Programme licensing and distribution	951	1,085	-12%
- Overseas pay TV operations	186	243	-24%
- Channel operations	105	125	-16%
- Other activities	129	75	72%
- Inter-segment elimination	(191)	(232)	-18%
	4,455	4,912	-9%
Total expenses*	3,439	3,335	3%
Profit attributable to equity holders	1,331	1,410	-6%
	31 December 2015	31 December 2014	
	HK\$'mil	HK\$'mil	
Total assets	9,113	10,557	-14%
Total liabilities	1,277	1,853	-31%
Total equity	7,836	8,704	-10%
Number of issued shares	438,000,000	438,000,000	-
Ratios			
Current ratio	8.8	5.0	
Gearing	3.0%	4.5%	

* excluding non-recurring expenses

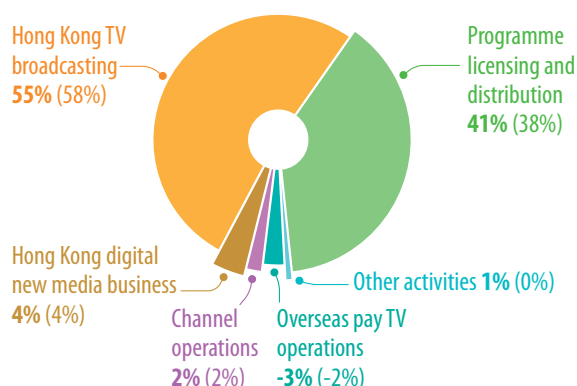
2015 Revenue by Operating Segment

% relating to 2014 are shown in brackets



2015 Reportable Segment Profit* by Operating Segment

% relating to 2014 are shown in brackets



* before non-recurring expenses